

## G05G

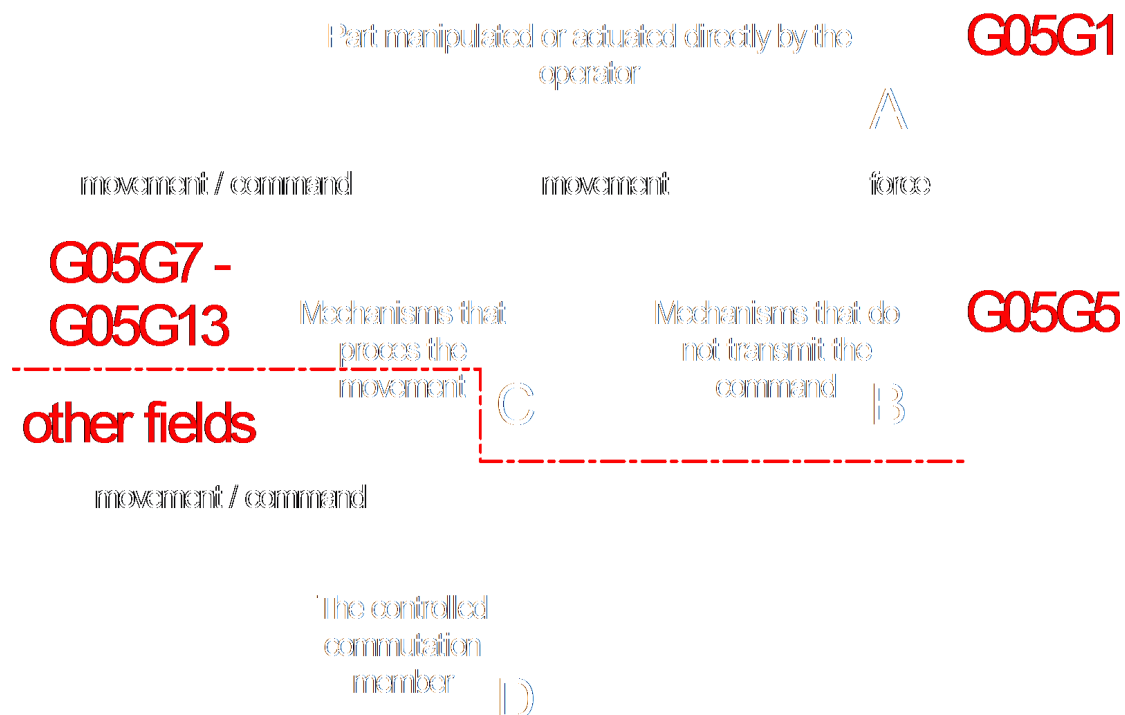
**CONTROL DEVICES OR SYSTEMS INsofar AS CHARACTERISED BY MECHANICAL FEATURES ONLY ("Bowden" or like mechanisms F16C1/10; gearings or mechanisms not peculiar to this purpose F16H; speed changing or reversing mechanisms for gearings conveying rotary motion F16H59/00 to F16H63/00)**

### Definition statement

*This subclass/group covers:*

Operator control devices or systems insofar as characterised by mechanical features only, i.e. the element which the operator is manipulating or actuating, to generate control commands.

The following model describes the operator control device:



A) an operator actuated part (the part coming in contact with the human body to receive a command)

B) mechanisms that do not transmit the command (e.g. ratchet mechanisms, mechanisms with hysteresis, return spring mechanisms)

C) command treating mechanisms (i.e. mechanical systems aimed at transmitting, amplifying, converting or delaying the command received)

D) a commutation part (aimed at performing the final operation, e.g. electric contact being actuated).

If the invention is concerned with A or B, it is classified in respectively [G05G 1/00](#) or [G05G 5/00](#).

If the invention is concerned with C, and the mechanism is a mechanism in which:

the ratio of motion or force between the controlling member and the controlled member is altered (e.g. US 2009/0095100 with brake pedal, which includes a mechanism capable of varying a ratio between an output amount of a push rod connected to a master cylinder and an operation amount of the brake pedal),

repeated movement of the controlling member produces increments of movement of the controlled member (e.g. US4311060 a parking brake in which, when the brake handle is pulled up, the brake cable is wound around a rotating member. By repeating the above operation of the brake handle, the rotating member is intermittently rotated until necessary length of the brake cable is wound up to effect firm locking of the parking brake), or

repeated movement of the controlling member moves the controlled member through a cycle of distinct positions (e.g. US3187602; push button wherein a contact is switched on or off by repeated pushing),

it is classified in groups [G05G 7/00](#) - [G05G 13/00](#)

If the invention is concerned with C, and it is not one of the mechanisms under point 1 - 3 above, it is classified in other fields, e.g. [H01H](#), [B60K 37/00](#), [F16H 59/00](#) - [F16H 63/00](#), [G06F 3/00](#), [B62K](#), [F24C](#), etc.

If the invention is concerned with D, it is classified in other fields, e.g. [H01H](#), [B60K 37/00](#), [F16H 59/00](#) - [F16H 63/00](#), [G06F 3/00](#), [B62K](#), [F24C](#), etc.

References relevant to classification in this subclass

Means for transmitting linear movement in a flexible sheathing, e.g. "Bowden mechanisms"	<a href="#">F16C 1/10</a>
Adjustable cranks or eccentrics	<a href="#">F16C 3/28</a>
Gearings or mechanisms not intended for mechanical control	<a href="#">F16H</a>
Speed changing or reversing mechanisms for gearings conveying rotary motion	<a href="#">F16H 59/00</a> , <a href="#">F16H 61/00</a> , <a href="#">F16H 63/00</a>

Controls for adjusting operating tables	<a href="#">A61G 13/02</a>
Controls for adjusting operating chairs	<a href="#">A61G 15/02</a>
Accessories for games using an electronically generated display	<a href="#">A63F 13/02</a>
Manipulators or controls therefor	<a href="#">B25J</a>
Arrangement or mounting of change speed gearing control devices in vehicles	<a href="#">B60K 20/00</a>
Arrangement or mounting of propulsion-unit control devices in vehicles	<a href="#">B60K 26/00</a>
Vehicle brake-action initiating means	<a href="#">B60T 7/00</a>
Adaptations of control devices for movable vehicle cabs	<a href="#">B62D 33/073</a>
Cycle steering devices	<a href="#">B62K 21/00</a>
Rider operated controls for cycles	<a href="#">B62K 23/00</a>
Brake actuating means for cycles	<a href="#">B62L 3/00</a>
Marine steering initiating means	<a href="#">B63H 25/02</a>
Controls for elevators	<a href="#">B66B 1/00</a>
Control systems or devices for cranes	<a href="#">B66C 13/18</a>
Arrangements of handles or pedals for crane operation	<a href="#">B66C 13/56</a>
Control devices for dredging or soil-shifting machines	<a href="#">E02F 9/20</a>
Automatic clutches	<a href="#">F16D 43/00</a>
Control for valves	<a href="#">F16K 31/00</a> , <a href="#">F16K 33/00</a>
Safety devices acting in conjunction with the control or operation of a	<a href="#">F16P 3/00</a>

machine	
Stopping machines on occurrence of dangerous conditions	<a href="#">F16P 7/02</a>
Micromanipulators structurally combined with microscopes	<a href="#">G02B 21/32</a>
Driving mechanisms in clocks or watches	<a href="#">G04B</a>
Digital computers in which all the computation is effected mechanically	<a href="#">G06C</a>
Manual computer input arrangements	<a href="#">G06F 3/02</a>
Converting a pattern of mechanical signals into electric signals	<a href="#">G06K 11/00</a>
Displacement of solid control elements in nuclear reactors	<a href="#">G21C 7/08</a>
Mechanisms for operating switch contacts	<a href="#">H01H</a>
Mechanical control of resonant circuits	<a href="#">H03J 1/00</a>

### Special rules of classification within this subclass

Command treating mechanisms, i.e. mechanical systems aimed at transmitting, amplifying, converting or delaying the command received are considered as part of the related application and will be classified in the application place.

### Glossary of terms

*In this subclass/group, the following terms (or expressions) are used with the meaning indicated:*

Controlling member	Knob, handle, lever, disc, wheel, joystick, pedal, etc. , and consists of: Part manipulated or actuated directly by the operator (part A in the model of the operator control device), and the mechanism that does not transmit a
--------------------	---

	command (part B in the model of the operator control device), and the mechanism that processes the movement (part C in the model of the operator control device) from the operator actuated part to the controlled member.
Controlled member	The controlled commutation member (part D in the model of the operator control device), e.g. electric switch, sensor, valve or gear shifter yoke.
Control mechanism	Mechanism that is the mechanism that processes the movement (part C in the model of the operator control device) from the operator actuated part to the controlled member, and / or the mechanism that does not transmit a command (part B in the model of the operator control device).

The documentation of [G05G](#) is in a process of reorganisation. Some of the informative references might change after the reorganisation of the documentation of [G05G](#).

## **G05G 1/00**

**Controlling members, e.g. knobs or handles; Assemblies or arrangements thereof; Indicating position of controlling members ([N: means for preventing, limiting or returning the movements of parts of a control mechanism G05G5/00; providing feel, e.g. means to create a counterforce G05G5/03; specially adapted for programme control G05G21/00; vibration damping G05G25/02;] joysticks G05G9/04; steering wheels for motor vehicles B62D)**

### **Definition statement**

*This subclass/group covers:*

- Parts actuated or manipulated directly by the operator, e.g. knobs, handles or pedals
- Arrangements of the control parts, e.g. arrangements of two or more controlling members with respect to one another
- Indication of the position of a control member actuated by the operator

References relevant to classification in this group

Vibration damping	<a href="#">G05G 25/02</a>
Means for preventing, limiting or returning the movements of parts of a control mechanism	<a href="#">G05G 5/00</a>
Providing feel, e.g. means to create a counterforce	<a href="#">G05G 5/03</a>

Examples of places where the subject matter of this group is covered when specially adapted, used for a particular purpose, or incorporated in a larger system:

Steering wheels for motor vehicles	<a href="#">B62D</a>
Control mechanisms, e.g. control levers for dredgers or soil-shifting machines	<a href="#">E02F 9/2004</a>

### Informative references

*Attention is drawn to the following places, which may be of interest for search:*

Joysticks in general	<a href="#">G05G 9/047</a>
Specially for programme control	<a href="#">G05G 21/00</a>

### **G05G 1/01**

**Arrangements of two or more controlling members with respect to one another (double foot control, e.g. for instruction vehicles G05G1/34; mounting units comprising an assembly with two or more pedals G05G1/36)**

### References relevant to classification in this group

*This subclass/group does not cover:*

Double foot control, e.g. for instruction vehicles	<a href="#">G05G 1/34</a>
--	---------------------------

Mounting units comprising an assembly with two or more pedals	<a href="#">G05G 1/36</a>
---	---------------------------

### Informative references

*Attention is drawn to the following places, which may be of interest for search:*

Arrangements of handles or pedals in operator's stands or cabins for cranes;	<a href="#">B66C 13/56</a>
--	----------------------------

## G05G 1/04

### Controlling members for hand actuation by pivoting movement, e.g. levers

### Informative references

*Attention is drawn to the following places, which may be of interest for search:*

Arrangements or adaptations of levers for optical signalling or lighting devices for vehicles, e.g. steering column stalk switches	<a href="#">B60Q 1/1469</a>
Brake-action initiating means with a tilting lever	<a href="#">B60T 7/102</a>
Hand actuated levers for rider-operated controls specially adapted for cycles	<a href="#">B62K 23/06</a>
Hand levers for brake-actuating mechanisms specially adapted for cycles	<a href="#">B62L 3/02</a>
Levers or the like for controlling the engine or the transmission specially adapted for propulsion power plant or units on vessels	<a href="#">B63H 21/22B</a>

## G05G 1/06

## Details of their grip parts [N: (G05G1/10 takes precedence)]

### Definition statement

*This subclass/group covers:*

Grip parts of handles, levers or joysticks

### Informative references

*Attention is drawn to the following places, which may be of interest for search:*

Additional switches or sensors on joysticks	<a href="#">G05G 2009/04774</a>
Handles for tools	<a href="#">B25G 1/00</a>
Constructional features of the selector lever, e.g. grip parts, mounting or manufacturing details thereof	<a href="#">F16H 59/0278</a>

## G05G 1/08

**Controlling members for hand actuation by rotary movement, e.g. hand wheels**

### Informative references

*Attention is drawn to the following places, which may be of interest for search:*

Control members, e.g. levers or knobs, for heating, cooling or ventilating in vehicles	<a href="#">B60H 1/0065</a>
Arrangement of fittings of control means on dashboards, e.g. control knobs	<a href="#">B60K 37/06</a>
Hand wheels for steering vehicles	<a href="#">B62D 1/04</a>
Control panels of stoves or ranges heated by electrical energy	<a href="#">F24C 7/082</a>
Adjustable resistors	<a href="#">H01C 10/00</a>
Using separate operating parts, e.g. a push button surrounded by a rotating knob	<a href="#">H01H 25/065</a>



Mechanisms with turn knobs for operating contacts	<a href="#">H01H 3/08</a>
---	---------------------------

## G05G 1/085

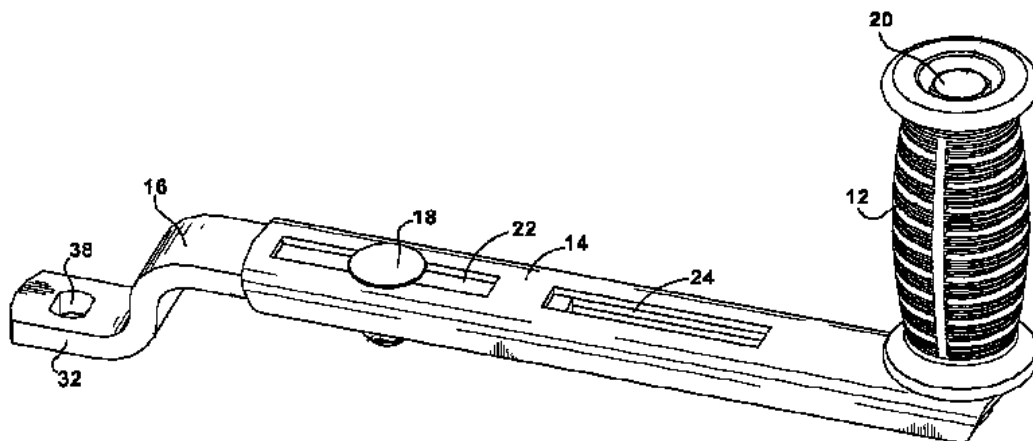
[N: Crank handles (G05G1/082 takes precedence)]

### Definition statement

*This subclass/group covers:*

Crank levers, foldable cranks with pivots

Example drawing form US2010263476:



### Informative references

*Attention is drawn to the following places, which may be of interest for search:*

Construction of cranks operated by hand or foot	<a href="#">B62M 3/00</a>
Operating screening or protective devices for wall or similar openings in buildings with crank handles	<a href="#">E06B 9/76</a>

## G05G 1/087

[N: retractable; Flush control knobs]

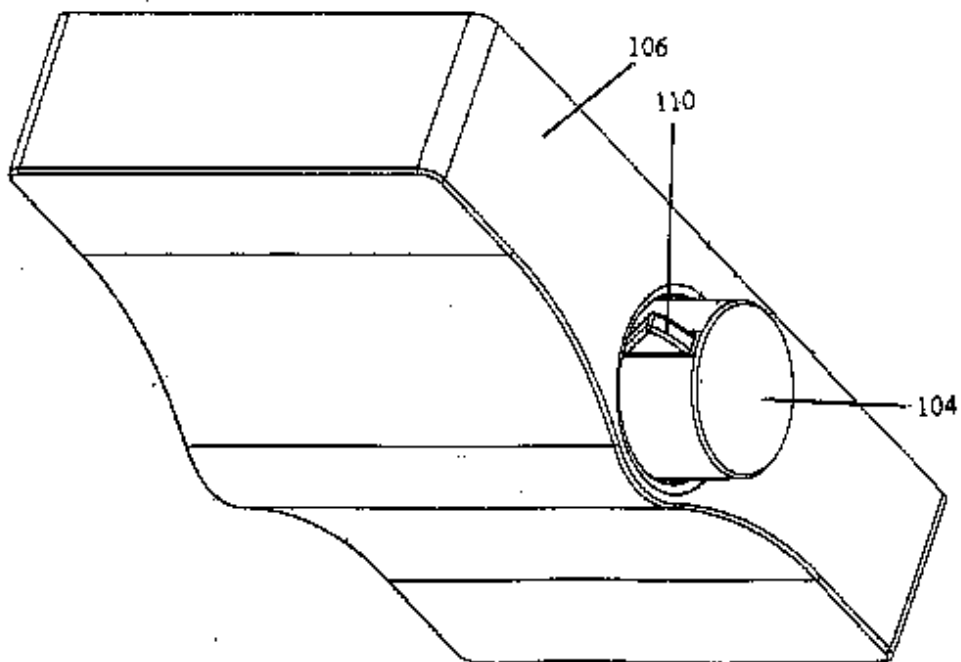
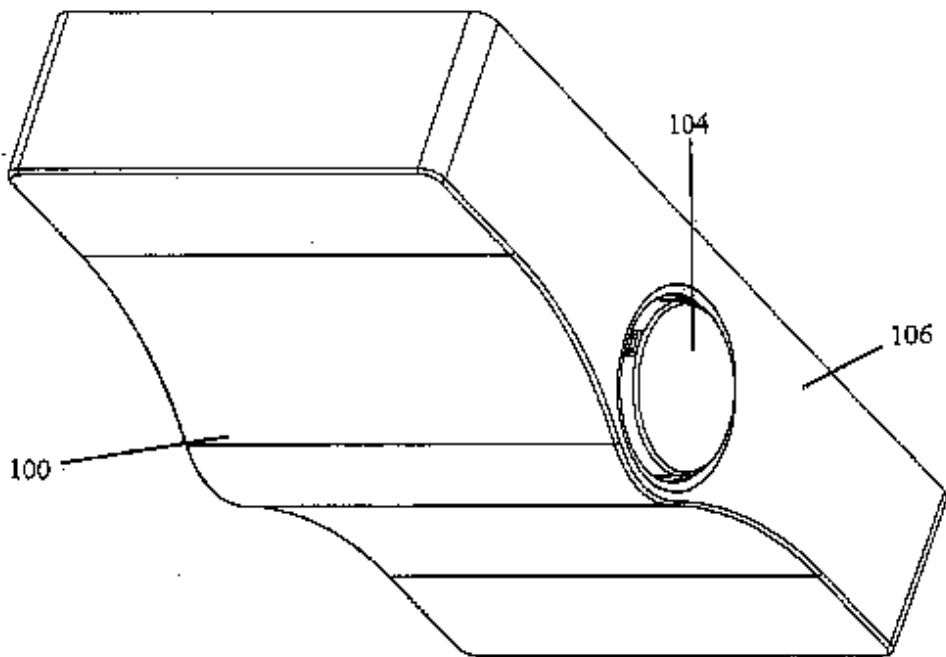
### Definition statement

*This subclass/group covers:*

Rotable control knobs which can be flush mounted in an opening of the control panel. The control member can be extended into a working position or being pushed into a non-working position.

Means for locking the control member in the non-working position.

Example drawing form WO2010038033:



## Informative references

Attention is drawn to the following places, which may be of interest for search:

Mechanisms for selecting, projecting, retracting or locking writing units operated by push-buttons, e.g. mechanisms for ballpoint pens	<a href="#">B43K 24/086</a>
Switches making use of a heart shaped cam	<a href="#">H01H 13/562</a>
Switches where the operating part is movable both, angularly and rectilinearly, the rectilinear movement being along the axis of angular movement;	<a href="#">H01H 25/06</a>
Retractable turn knobs for operating switches	<a href="#">H01H 2003/085</a>

## G05G 1/105

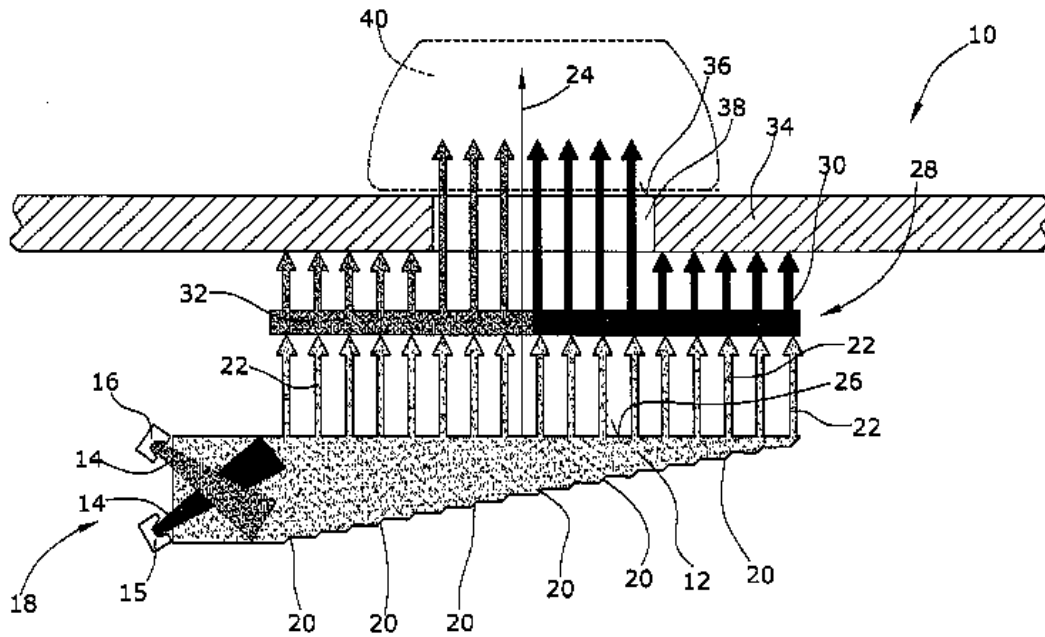
[N: comprising arrangements for illumination]

### Definition statement

*This subclass/group covers:*

Control members using light sources for illumination and often also for indicating position of control member.

Example document DE102008064283 uses two light sources (15, 16) and colour filters for indicating position:



### Informative references

Attention is drawn to the following places, which may be of interest for search:

Light-emitting indicators for switches	<a href="#">H01H 19/025</a>
Illumination of the symbols or distinguishing marks for switches	<a href="#">H01H 9/182</a>

## G05G 1/12

**Means for securing the members on rotatable spindles or the like**

### Definition statement

*This subclass/group covers:*

Means for fixing the control member (e.g. knob) on the shaft of the control mechanisms

### Informative references

Attention is drawn to the following places, which may be of interest for search:

Couplings for attaching a member on a shaft end	<a href="#">F16D 1/06</a>
Means for securing turn knobs to a	<a href="#">H01H 3/10</a>

shaft of a mechanism for operating switches	
---	--

## **G05G 1/30**

### **Controlling members actuated by foot**

#### **Definition statement**

*This subclass/group covers:*

All control members actuated by foot, e.g. pedals

#### **Informative references**

*Attention is drawn to the following places, which may be of interest for search:*

Arrangements or mounting of propulsion unit control devices in vehicles, e.g. accelerator pedals	<a href="#">B60K 26/02</a>
Cranks operated by foot power for rider propulsion of wheeled vehicles	<a href="#">B62M 3/08</a>
Brake-action initiating means with locking or release means, e.g. providing parking brake application	<a href="#">B60T 7/045</a>
Disposition of foot actuated brake initiating means	<a href="#">B60T 7/06</a>
Arrangements for, or adaptations to engine control initiation means, e.g. electric pedals	<a href="#">F02D 11/02</a>
Control inputs for transmission control depending on the position of the accelerator pedal, e.g. kickdown signal	<a href="#">F16H 59/20</a>

## **G05G 1/32**

### **with means to prevent injury**

## Informative references

Attention is drawn to the following places, which may be of interest for search:

Arrangements or fittings on vehicles movable from an operative to an out-of-the way position for preventing injuries	<a href="#">B60R 21/09</a>
Arrangements of brake-action initiating means, e.g. disposition of brake pedal with means to prevent injuries in case of collision	<a href="#">B60T 7/065</a>

## G05G 1/34

### Double foot controls, e.g. for instruction vehicles

#### Definition statement

*This subclass/group covers:*

Control means with a second control input (pedal) for controlling the same function. A typical example is an additional brake and accelerator pedal for teaching in an instruction vehicle.

## Informative references

Attention is drawn to the following places, which may be of interest for search:

Alternative steering-control elements, e.g. for teaching purposes;	<a href="#">B62D 1/22</a>
--	---------------------------

## G05G 1/38

### comprising means to continuously detect pedal position

#### Informative references

Attention is drawn to the following places, which may be of interest for search:

Apparatus for, or methods of, measuring force to foot actuated controls, e.g. brake pedals	<a href="#">G01L 5/225</a>
--	----------------------------

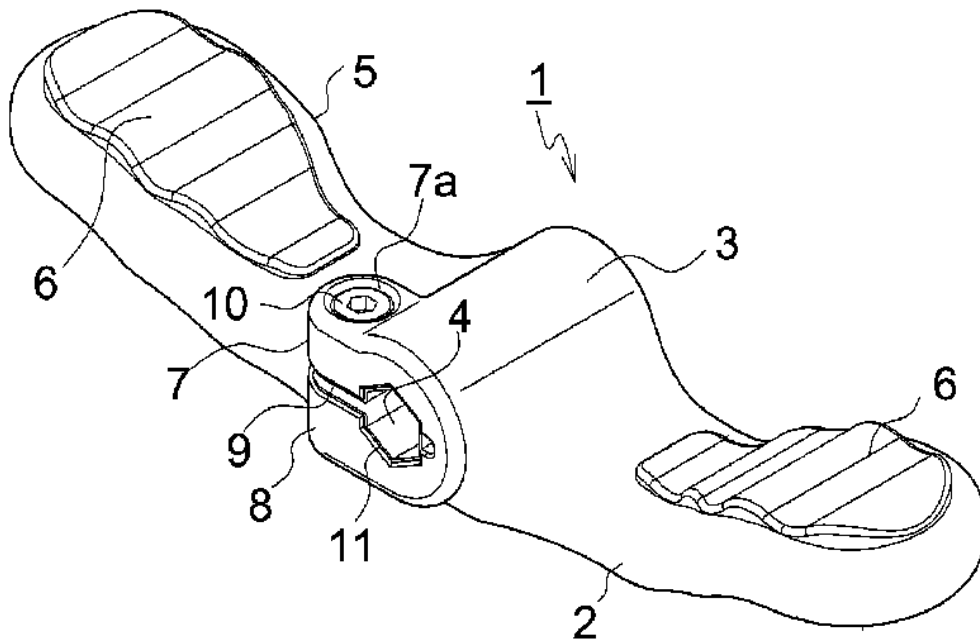
## G05G 1/445

about a central fulcrum

### Definition statement

*This subclass/group covers:*

Pedal comprising a central pivot axis mostly used for two opposite functions, e.g. accelerating and braking. Example from WO2011007393:



### Informative references

*Attention is drawn to the following places, which may be of interest for search:*

Conjoint control of propulsion unit and brake system	<a href="#">B60K 2741/20</a>
--	------------------------------

## G05G 1/46

Means, e.g. links, for connecting the pedal to the controlled unit

### Informative references

*Attention is drawn to the following places, which may be of interest for search:*

<p>Connection means for transmitting braking action from initiating means to ultimate brake actuator</p>	<p><a href="#">B60T 11/18</a></p>
--	-----------------------------------

## G05G 1/487

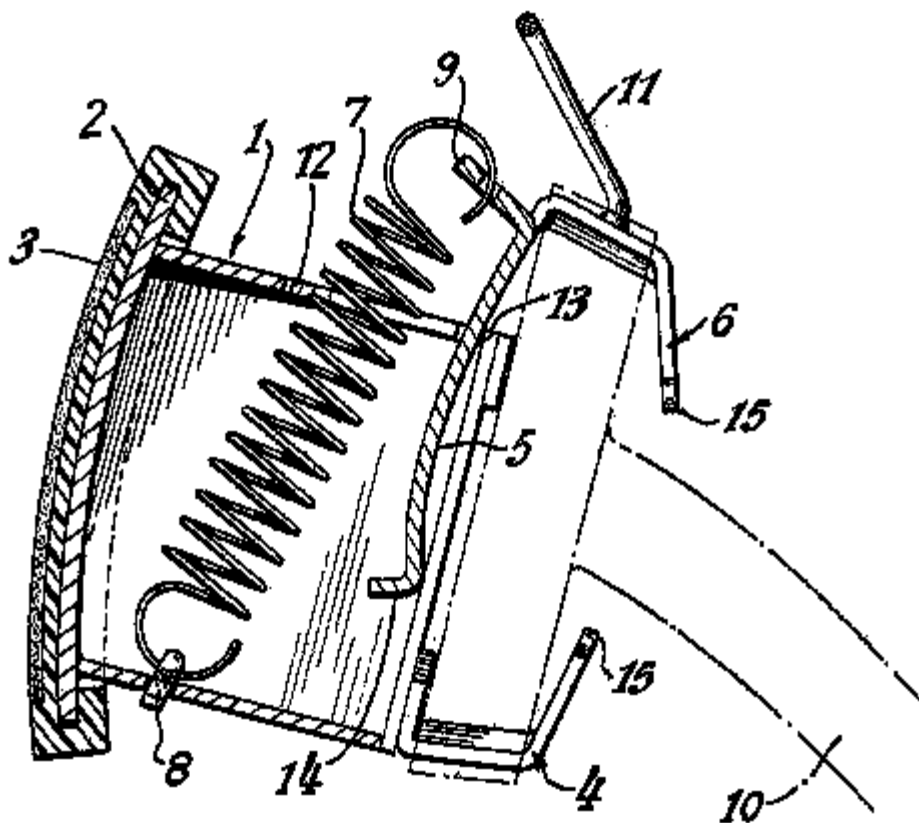
### Pedal extensions

#### Definition statement

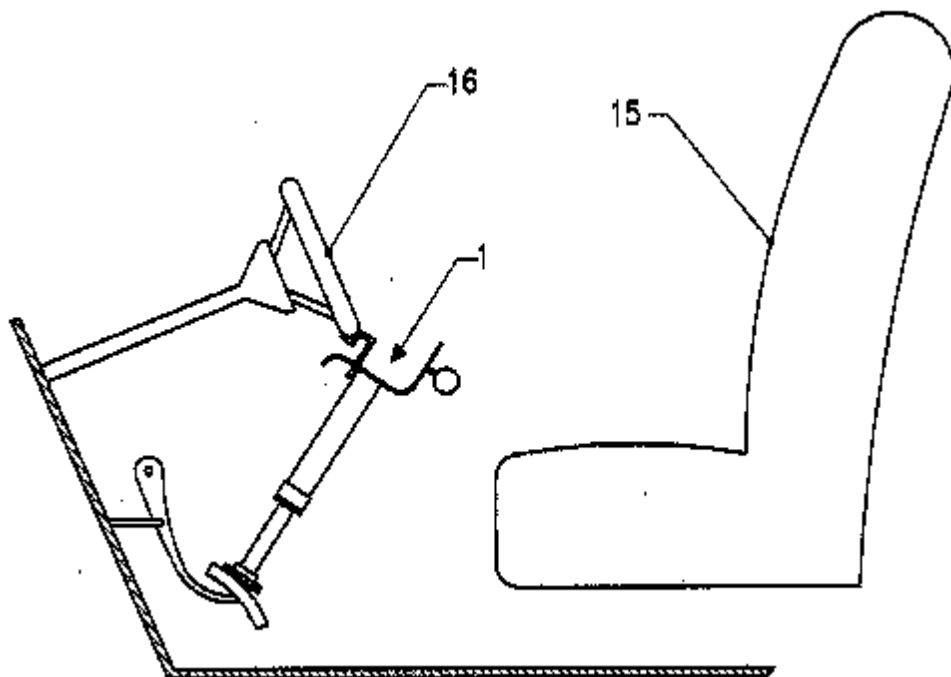
*This subclass/group covers:*

- Auxiliary pedal members connected to pedal plate or pedal lever
- Extension rods for pushing the pedal member

Example figures from GB1173337 and FR2862266







## Informative references

Attention is drawn to the following places, which may be of interest for search:

Changing foot controls into hand controls, e.g. for invalid people	<a href="#">B60K 2741/003</a>
--	-------------------------------

## G05G 1/50

### Manufacturing of pedals; Pedals characterised by the material used

#### Definition statement

*This subclass/group covers:*

- Manufacturing details of pedals
- Characteristics of different parts that form the controlling member, e.g. the material used

#### Special rules of classification within this group

Group [G05G 1/503](#) needs reorganisation because this group does not fit under the scope of group [G05G 1/50](#). Revision request will be launched.

## G05G 1/52

**Controlling members specially adapted for actuation by other parts of the human body than hand or foot**

### Informative references

*Attention is drawn to the following places, which may be of interest for search:*

Operating or control means for prostheses	<a href="#">A61F 2/68</a>
Methods or devices enabling invalids to operate an apparatus or a device not forming part of the body	<a href="#">A61F 4/00</a>
Serving devices for one-handed persons	<a href="#">A47G 21/08</a>

## G05G 1/56

**Controlling members specially adapted for actuation by keys, screwdrivers or like tools.**

### Definition statement

*This subclass/group covers:*

Empty group, not active

### Special rules of classification within this group

This group is not used for classification

## G05G 1/58

**Rests or guides for relevant parts of the operator's body**

### Definition statement

*This subclass/group covers:*

Only rests or guides if the rest or guide is integrated with the controlling member, e.g. joystick with a thumb rest.

## G05G 1/60

**Foot rests or foot guides**

## Informative references

Attention is drawn to the following places, which may be of interest for search:

Foot-rests for cycles	<a href="#">B62J 25/00</a>
-----------------------	----------------------------

## G05G 1/62

### Arm rests

## Informative references

Attention is drawn to the following places, which may be of interest for search:

Arm-rests specially adapted for vehicle seats	<a href="#">B60N 2/46</a>
---	---------------------------

## G05G 3/00

**Controlled members; Assemblies or arrangements thereof (interlocking of controlled members G05G5/08 )**

### Definition statement

*This subclass/group covers:*

Empty group, not active

### Special rules of classification within this main group

This group is not used for classification due to unclear and very broad scope

## G05G 5/00

**Means for preventing, limiting or returning the movements of parts of a control mechanism, e.g. locking controlling member (G05G17/00 takes precedence)**

### Definition statement

*This subclass/group covers:*

Mechanisms that do not transmit a command (part B in the model of the operator control device) e.g.:

- Ratchets

- Pedal force feedback with hysteresis
- Mechanisms with actuators for force feedback
- Mechanisms for limiting the movement of the controlling member
- Mechanisms for returning the controlling member to an inoperative or neutral position

## **G05G 5/03**

**Means for enhancing the operator`s awareness of arrival of the controlling member at a command or datum position; Providing feel, e.g. means for creating a counterforce (arrangements for indicating the position of the controlling member G05G1/015)**

### **Definition statement**

*This subclass/group covers:*

Means for providing feel, e.g, by creating counter force or tactile feed back

Means for signalling that the controlling member is in the neutral or home position

### **Informative references**

*Attention is drawn to the following places, which may be of interest for search:*

Arrangements for indicating the position of the controlling member	<a href="#">G05G 1/015</a>
Detent means using spring-loaded balls	<a href="#">G05G 5/065</a>
Means for providing feel for accelerator pedal, e.g. by changing pedal force characteristics	<a href="#">B60K 26/021</a>
Mechanisms for controlling electric contacts with detent or indexing means	<a href="#">H01H 3/50</a>
Mechanisms for controlling electric contacts with haptic or tactile feedback	<a href="#">H01H 2003/008</a>

## G05G 5/05

Means for returning or tending to return controlling members to an inoperative or neutral position, e.g. by providing return springs or resilient end-stops (G05G5/28 take precedence)

### Informative references

Attention is drawn to the following places, which may be of interest for search:

Mechanisms for controlling electric contacts moving the operating part into an inoperative position by an electric drive	<a href="#">H01H 2003/0266</a>
--	--------------------------------

## G05G 5/06

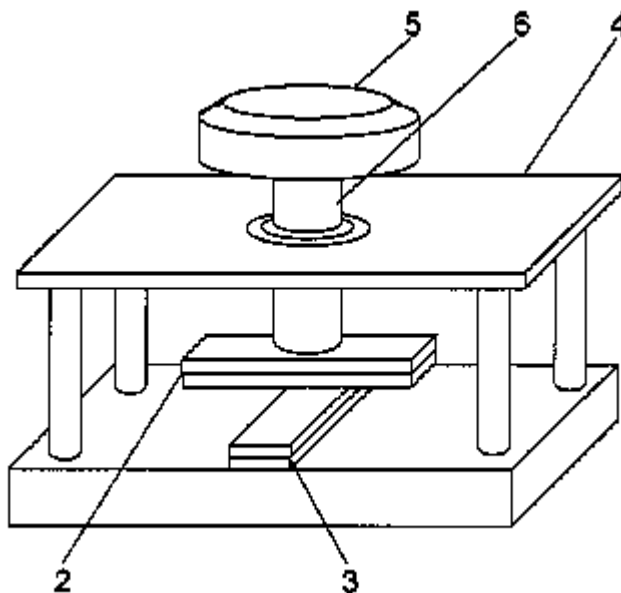
for holding members in one or a limited number of definite positions only ([N: G05G5/005], G05G5/03, G05G5/05, G05G5/28 take precedence)

### Definition statement

*This subclass/group covers:*

Mechanisms for holding controlling member in particular positions, e.g. by springs or magnetic means

See example document WO2008052676 using two magnets (2) and (3)



## Informative references

Attention is drawn to the following places, which may be of interest for search:

Positioning and locking mechanisms for vehicle seats	<a href="#">B60N 2/442</a>
--	----------------------------

## G05G 5/08

**Interlocking of members, e.g. locking a member in a particular position before or during the movement of another member**

### Definition statement

*This subclass/group covers:*

Mechanisms whereby the allowed position of a controlling member depends on the position of another controlling member

## G05G 7/00

**Manually-actuated control mechanisms provided with one single controlling member co-operating with one single controlled member; Details thereof (controlling members G05G1/00)**

### Definition statement

*This subclass/group covers:*

Mechanisms that process the movement (part C in the model of the operator control device) from the operator actuated part to the controlled member.

### Special rules of classification within this main group

The mechanisms are classified in [G05G 7/04](#), [G05G 7/06](#) and [G05G 7/08](#).

The subgroups [G05G 7/02](#), [G05G 7/10](#), [G05G 7/12](#), [G05G 7/14](#) and [G05G 7/16](#) are not active.

## G05G 7/02

**Characterised by special provisions for conveying or converting motion, or for acting at a distance**

### Definition statement

*This subclass/group covers:*

This group is not active, see definition statement of main group

## Informative references

Attention is drawn to the following places, which may be of interest for search:

Wrist joints (Two-dimensional joints)	<a href="#">B25J 17/0258</a>
Means for transmitting linear movement in a flexible sheathing, e.g. "Bowden mechanisms"	<a href="#">F16C 1/10</a>
Gearings for interconverting rotary motion and reciprocating motion	<a href="#">F16H 19/02</a>

## G05G 9/00

**Manually-actuated control mechanisms provided with one single controlling member co-operating with two or more controlled members, e.g. selectively, simultaneously**

### Definition statement

*This subclass/group covers:*

Mechanisms that process the movement (part C in the model of the operator control device) from the operator actuated part to the controlled member,

and

Controlling members for hand actuation in which movement in two or more ways can occur simultaneously.

### Special rules of classification within this main group

The subgroups [G05G 9/06](#), [G05G 9/08](#), [G05G 9/085](#) and [G05G 9/10](#) are not active

## G05G 9/047

**the controlling member being movable by hand about orthogonal axes, e.g. joysticks [N: (for switches H01H25/04)]**

### References relevant to classification in this group

*This subclass/group does not cover:*

Examples of places where the subject matter of this group is covered when

specially adapted, used for a particular purpose, or incorporated in a larger system:

Steering control comprising tillers, i.e. hand levers operating on the steering column	<a href="#">B62D 1/14</a>
Manually actuated initiating means for actuating flying-control surfaces	<a href="#">B64C 13/04</a>
Control mechanisms, e.g. control levers, for dredgers or soil-shifting machines	<a href="#">E02F 9/2004</a>
Selector apparatus for change-speed or reversing- gearings	<a href="#">F16H 59/02</a>

### Informative references

*Attention is drawn to the following places, which may be of interest for search:*

Apparatus for, or methods of, measuring force of joystick controls	<a href="#">G01L 5/223</a>
Arrangements or instruments for measuring magnetic variables - using galvano-magnetic or magneto-resistive devices, e.g. Hall effect devices	<a href="#">G01R 33/06</a>
Micromanipulators structurally combined with microscopes	<a href="#">G02B 21/32</a>
Force or tactile feedback applied to a joystick	<a href="#">G06F 3/016</a>
For pointing devices integrated in a laptop computer	<a href="#">G06F 1/16P2D</a>
Input arrangements for computers with lever arrangements for operating keyboard cursor control keys in a joystick-like manner	<a href="#">G06F 3/0205</a>
Arrangements providing an integrated pointing device in a keyboard, e.g.	<a href="#">G06F 3/0213</a>



trackball or mini-joystick	
Input arrangements for computers using pointing devices displaced or positioned by user, e.g. pens or joysticks	<a href="#">G06F 3/033</a> ,
Joysticks for switches	<a href="#">H01H 25/04</a>
Accessories for surgery or diagnosis using joysticks	<a href="#">K61B 19/00M6J</a>

## **G05G 11/00**

**Manually-actuated control mechanisms provided with two or more controlling members co-operating with one single controlled member**

### **Definition statement**

*This subclass/group covers:*

Mechanisms that process the movement (part C in the model of the operator control device) from the operator actuated part to the controlled member. The mechanical control mechanism has more than one input member, e.g. at different locations, and actuates one single output member.

## **G05G 13/00**

**Manually-actuated control mechanisms provided with two or more controlling members and also two or more controlled members (interlocking G05G5/08 )**

### **Definition statement**

*This subclass/group covers:*

Mechanisms that process the movement (part C in the model of the operator control device) from the operator actuated part to the controlled member. The mechanical control mechanism has more than one input member and actuates more than one output member.

## **G05G 15/00**

**Mechanical devices for initiating a movement automatically due to a specific cause**

### **Definition statement**

*This subclass/group covers:*

This group is not active

Mechanical controls initiating movement automatically due to a specific cause. This subject matter should be classified in the respective field of application.

## **G05G 17/00**

### **Mechanical devices for moving a member after being released; Trip or release mechanisms characterised thereby**

### **Definition statement**

*This subclass/group covers:*

This group is not active

Mechanical release mechanisms for moving a member after a mechanical trigger signal, This subject matter should be classified in the respective field of application.

## **G05G 19/00**

### **Servo-mechanisms with follow-up action, e.g. occurring in steps**

### **Definition statement**

*This subclass/group covers:*

This group is not active

Mechanical, i.e. neither hydraulic nor electric servo mechanisms with follow-up action. This subject matter should be classified in the respective fields of application.

## **G05G 21/00**

### **Mechanical apparatus for control of a series of operations, i.e. programme control, e.g. involving a set of cams (G05G5/02 takes precedence)**

### **Definition statement**

*This subclass/group covers:*

This group is not active

Mechanical programme control for controlling series of operation, This subject matter should be classified in the respective fields of application.

## References relevant to classification in this group

*This subclass/group does not cover:*

Programme-control systems using cams, discs, rods, drums or the like	<a href="#">G05B 19/06</a>
Time or time-programme switches executing one or more switching actions	<a href="#">H01H 43/00</a>

## G05G 23/00

**Means for ensuring the correct positioning of parts of control mechanisms, e.g. for taking-up play**

### Definition statement

*This subclass/group covers:*

Means for adjusting or positioning parts of mechanical control means not otherwise provided for, e.g. for taking up play or backlash of the transmission means

## G05G 25/00

**Other details or appurtenances of control mechanisms, e.g. supporting intermediate members elastically**

### Definition statement

*This subclass/group covers:*

Residual group for details or accessories of mechanical control mechanisms not otherwise provided for

## G05G 25/04

**Sealing against entry of dust, weather or the like [N: (in selector apparatus for gearings, F16H59/0213)]**

## References relevant to classification in this group

*This subclass/group does not cover:*

Examples of places where the subject matter of this group is covered when specially adapted, used for a particular purpose, or incorporated in a larger system:

Sealing means for "Bowden" mechanisms	<a href="#">F16C 1/107</a>
Sealing means for gear selector apparatus	<a href="#">F16H 59/0213</a>
Sealing boots for switching devices	<a href="#">H01H 2009/048</a>