



EFS-Web

Quick Start Guide

**Prioritized Examination for
Non-Provisional Utility Applications**



Table of Contents

- 1. Introduction 3 -
- 2. Basic Guidelines for Filing a Request for Prioritized Examination: 3 -
- 3. Filing a Request for Prioritized Examination of a Newly Filed Application (Track One): 4 -
 - Application Process..... 4 -
 - Application Data..... 5 -
 - Attach Documents 6 -
 - Review Documents 7 -
 - Calculate Fees 8 -
 - Confirm & Submit 10 -
 - Pay Fees 12 -
 - Acknowledgement Receipt 13 -
- 4. Filing a Request for Prioritized Examination for an RCE: 14 -
 - Application Process..... 14 -
 - A. -Process for an original U.S. application filed under 35 U.S.C. 111 15 -
 - Attach Documents 15 -
 - Review Documents 17 -
 - Calculate Fees 17 -
 - Confirm & Submit 19 -
 - Pay Fees 20 -
 - Acknowledgement Receipt 21 -
 - B. -Process for a national stage entry of an international application under 35 U.S.C. 371..... 22 -
 - Attach Documents 22 -
 - Review Documents 23 -
 - Calculate Fees 23 -
 - Confirm & Submit 25 -
 - Pay Fees 25 -
 - Acknowledgement Receipt 26 -

1. Introduction

Prioritized Examination for newly filed applications (Track One) and for requests for continued examination (PE-RCE) provides applicants with greater control over when their applications are examined and promotes greater efficiency in the patent examination process. Prioritized Examination allows applicants who submit a request and pay an additional fee to have their application accorded special status during prosecution before the patent examiner.

The resource page for Prioritized Examination can be located at:

http://www.uspto.gov/patents/init_events/Track_One.jsp

2. Basic Guidelines for Filing a Request for Prioritized Examination:

- User must be able to access EFS-Web.
- User must be a registered eFiler, except that an unregistered eFiler may file a new application which includes a request for Track One prioritized application.
- Applicants are strongly advised to transmit their electronic filings sufficiently early in the day to allow time for alternative filing such as EFS-Web Contingency when transmission cannot be initiated or correctly completed.
 - It is strongly recommended that applicants use the Office's certification and request form to request prioritized examination, but the form is not required. For applications before September 16, 2012, form PTO/SB/424 may be used; for applications filed on or after September 16, 2012, form PTO/AIA/424 may be used. This Guide will refer to PTO/SB/424; however, these references apply equally to PTO/AIA/424. The form is available on the Office's Internet Web site at <http://www.uspto.gov/forms/index.jsp>. Failure to use form PTO/SB/424 could result in the Office not recognizing the request or delays in processing the request. If applicant decides to use an applicant-created form for requesting prioritized examination (Track One or PE-RCE), applicant's form should be an equivalent to the Office's form. See the Federal Register Notice titled "Changes to Implement the Prioritized Examination Track (Track One) of the Enhanced Examination Timing Control Procedures under the Leahy-Smith America Invents Act" available at http://www.uspto.gov/patents/init_events/Track_One.jsp.
- Consult the current fee schedule available at <http://www.uspto.gov/about/offices/cfo/finance/fees.jsp> for the correct fee amounts. The fees required to be paid on a utility patent application upon filing a request for prioritized examination of that application are:
 - Basic filing fee, as set forth in 37 CFR 1.16(a).
 - Search fee, as set forth in 37 CFR 1.16(k).
 - Examination fee, as set forth in 37 CFR 1.16(o).
 - Publication fee, as set forth in 37 CFR 1.18(d).
 - Prioritized examination processing fee, as set forth in 37 CFR 1.17(i)(1).

- Prioritized examination fee, as set forth in 37 CFR 1.17(c).
- If applicable, any application size fee, due because the specification and drawings exceed 100 sheets of paper, as set forth in 37 CFR 1.16(s).
- If applicable, any excess independent claim fee, due because the number of independent claims exceeds three, as set forth in 37 CFR 1.16(h).
- If applicable, any excess claim fee, due because the number of claims exceeds twenty, as set forth in 37 CFR 1.16(i).
- If requesting prioritized examination for an RCE , RCE fee, as set for in 37 CFR 1.17(e).

Prioritized Examination requests via EFS-Web are accepted only for nonprovisional utility applications. Requests for prioritized examination for plant applications must be filed by paper.

- If a Prioritized Examination request has been submitted but a necessary component has been omitted, the omitted component must be submitted as a follow-on paper on the same day as the original submission. Prioritized Examination requests that are not complete on the day they are submitted will be dismissed.
- For more information on submitting applications electronically via EFS-Web please review the EFS-Web Guidance and Resources page located at <http://www.uspto.gov/patents/process/file/efs/guidance/index.jsp>. For the complete details and requirements for prioritized examination, see the guidance posted.

Warning: For your protection, your EFS-Web sessions will time-out after one hour of inactivity. A Prioritized Examination request that has not been submitted or saved after one hour of inactivity will be lost. You will need to login to EFS-Web again and re-enter the Prioritized Examination from the start.

3. Filing a Request for Prioritized Examination of a Newly Filed Application (Track One):

Application Process

Once you have signed on to EFS-Web as a registered user, you will need to certify that you are the certificate holder or working under the authority of the certificate holder. You also have the ability to submit this request as an unregistered eFiler.

To submit a Track One – Prioritized Examination on the certification screen select the radio button “**New Application**”. The Web screen will expand to display additional options. Select the radio button located next to “**Utility**” to display more options and then select the radio button “**Track One Prioritized Examination – Nonprovisional Application under 35 USC 111(a)**”. Next, to view the “Application Data” screen, click on the “**Continue**” button.

Your Digital Certificate has been authenticated - please certify your identity:

I certify that I am the certificate holder **Joe Inventor**


I certify that I am working under the authority of the certificate holder: **Joe Inventor**



***Main Functions**


New application


(This includes new filings of continuation, divisional, and continuation-in-part applications. A request for continued examination (RCE) and continued prosecution application (CPA) are considered existing documents and must be filed as a registered eFiler.)


***Select Type of New Application**


Utility (Please select a type below) 


 Track I Prioritized Examination - Nonprovisional Application under 35 USC 111(a) 


Accelerated Exam 


Nonprovisional Application under 35 USC 111(a) 


Provisional 


Reexam 


Reissue 

U.S. National Stage under 35 USC 371 

Design (Please select a type below) 

International Application for filing in the US receiving office 

Existing application/patent 

Express Filing (Zip submission) 

My Workplace

[Privacy Policy](#)

Application Data


On the “Application Data” screen please complete the bibliographical data. If you are a registered eFiler you will be able to select a Customer Number from a drop down menu or key in a valid Customer Number. If you do not have a Customer Number you may provide a Correspondence Address. To reach the “Attach Documents” screen, click on the “**Continue**” button.


EFS Registered


Registered eFilers Please Read Announcements Application Data Attach Documents Review Documents Calculate Fees Confirm & Submit Pay Fees Receipt

Application Data

A submission has not been filed officially at the USPTO until the e-filer executes the Submit function and the documents are received at the USPTO Eastern Time. The Acknowledgement Receipt is evidence of this submission.
 * All items denoted by * are required.

* Title of Invention 


Attorney Docket Number 

First Named Inventor: 

*First Name


Middle Name

* Last Name


Correspondence Address: 

Enter a customer number for correspondence or provide an address where USPTO should send correspondence for this application.

Customer Number Please select a valid Customer Number * Please enter a valid Customer Number

OR 

Correspondence Address



Attach Documents

On the “Attach Documents” screen, upload the Certification and Request for Prioritized Examination form (**PTO/SB/424**) or its equivalent. Failure to use form (PTO/SB/424) or its equivalent could result in the Office not recognizing the request or delays in processing the request. Please click on the “**Browse**” button to upload your completed document. Once the form has been attached, you will need to index the document correctly. Help text displayed below the application type provides the correct indexing of the document. For the “Category” drop down menu you will select “**Track One – Prioritized Examination**” and on the “Document Description” drop down menu you will select “**TrackOne Request**”. Once the appropriate selections have been made, you will then click on the button “**Upload & Validate**”. You will need to attach and index each of your application documents.

EFS Registered

Registered eFilers | Please Read Announcements | Application Data | Attach Documents | Review Documents | Calculate Fees | Confirm & Submit | Pay Fees | Receipt

Attach Documents

A submission has not been filed officially at the USPTO until the e-filer executes the Submit function and the documents are received at the USPTO Eastern Time. The Acknowledgement Receipt is evidence of this submission.

This is the application data associated with your filing. If any information is incorrect, please edit the [Application Data](#)

Title of Invention: My Important Invention

First Named Inventor: Joe Inventor

Customer Number or Correspondence Address: 59
USPTO Test Customer Number
Patent Electronic Business Center
600 DULANY STREET
8TH FLOOR
ALEXANDRIA12
VA
22314
US
est11g@email.com
999-999-9999

Filed By: Joe Inventor

Attorney Docket Number:

Application Type: Track I Prioritized Examination - Nonprovisional Application under 35 USC 111(a)

A Track I application must include the PTO/SB/424 Form (Certification and Request for Prioritized examination).

| Category | Document Description | Doc Code |
|-----------------------------------|----------------------|------------|
| TRACK I - Prioritized Examination | TrackOne Request | TRACK1.REQ |

Files to be Submitted | **Category** | **Document Description**

| Files to be Submitted | Category | Document Description | |
|---|-----------------------------------|----------------------|--------|
| 1 C:\Documents and Settings\ksimr Browse... Does your PDF file contain multiple documents? | Track I - Prioritized Examination | TrackOne Request | Delete |

Yes No

Add File

Users are advised not to submit credit card payment form PTO-2038 via EFS-Web. Submission of the credit card payment form via EFS-Web may result in the form being included among the patent or trademark records open for public inspection. Users choosing to pay with a credit card should instead utilize the on-line payment method available through EFS-Web.

Privacy Policy | Cancel | Upload & Validate | Review

Please Upload & Validate before Review

Review Documents

On the “Review Documents” screen a message will appear to include the Certification and Request for Prioritized Examination form (PTO/SB/424), although the user is able to proceed without attaching the PTO/SB/424. Once you have uploaded all of the necessary documents for your submission and received no validation errors click on the “Continue” button to reach the “Calculate Fees” screen.

| | | | | | | | | |
|--|---------------------------|------------------|------------------|------------------|----------------|------------------|----------|---------|
| Registered eFilers <input checked="" type="checkbox"/> | Please Read Announcements | Application Data | Attach Documents | Review Documents | Calculate Fees | Confirm & Submit | Pay Fees | Receipt |
|--|---------------------------|------------------|------------------|------------------|----------------|------------------|----------|---------|

Review Documents

A submission has not been filed officially at the USPTO until the e-filer executes the Submit function and the documents are received at the USPTO Eastern Time. The Acknowledgement Receipt is evidence of this submission.

This is the application data associated with your filing. If any information is incorrect, please edit the [Application Data](#)

| | |
|---|--|
| Title of Invention | My Important Invention |
| First Named Inventor | Joe Inventor |
| Customer Number or Correspondence Address | 59 USPTO Test Customer Number Patent Electronic Business Center 600 DULANY STREET 8TH FLOOR ALEXANDRIA12 VA 22314 US est11g@email.com 999-999-9999 |
| Filed By | Joe Inventor |
| Attorney Docket Number | |
| Application Type | Track I Prioritized Examination - Nonprovisional Application under 35 USC 111(a) |

To Review a Document, please click on the document name. To add more files please [Attach Files](#)

| Validation Status | Files to be Submitted | Multi-Doc PDF | Document Description | Page Count | Size | |
|-------------------------------|-----------------------------------|---------------|------------------------|------------|---------------|---|
| PASS | sb0424.pdf | NO | TrackOne Request | 2 | 132635 bytes | <input type="button" value="Edit"/> <input type="button" value="Remove"/> |
| ◆ No validation errors found. | | | | | | |
| PASS | sb0014.pdf | NO | Application Data Sheet | 4 | 1023022 bytes | <input type="button" value="Edit"/> <input type="button" value="Remove"/> |
| ◆ No validation errors found. | | | | | | |
| PASS | Specification.pdf | NO | Specification | 1 | 23860 bytes | <input type="button" value="Edit"/> <input type="button" value="Remove"/> |
| ◆ No validation errors found. | | | | | | |
| PASS | Claims.pdf | NO | Claims | 1 | 21826 bytes | <input type="button" value="Edit"/> <input type="button" value="Remove"/> |
| ◆ No validation errors found. | | | | | | |
| PASS | Drawings.pdf | NO | Drawings | 1 | 23467 bytes | <input type="button" value="Edit"/> <input type="button" value="Remove"/> |
| ◆ No validation errors found. | | | | | | |

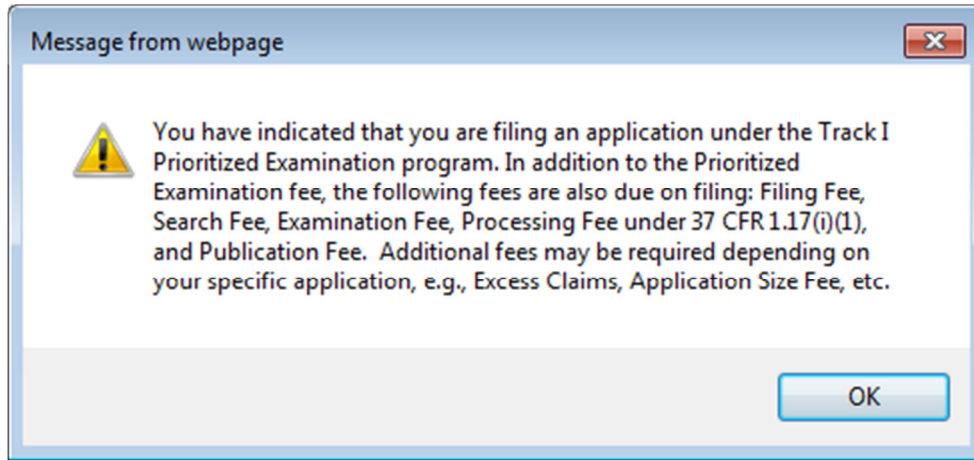
Privacy Policy

Calculate Fees

On the “Calculate Fees” screen, under the Utility Patent Application Filing Fees section, select the checkbox for “Track One – Prioritized Exam”.

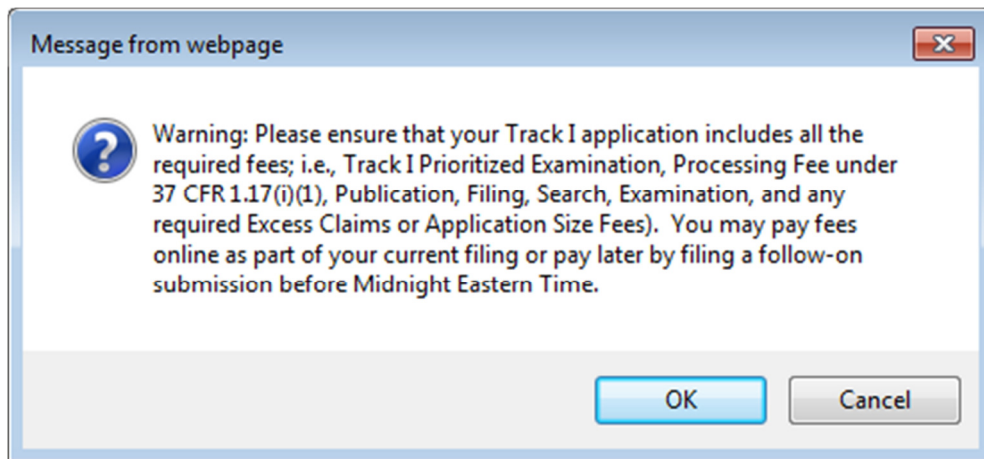
Note - When filing a Track One request, the correct processing fee is “Processing fee, except in provisional applications” (fee code 1830/2830/3830); the current Regular Undiscounted fee amount is \$140.

Once that box is checked it will display the following message. -



You will be able to continue by selecting OK. For Track One – Prioritized Examination the processing and publication fees are required at filing. Once you have checked any additional appropriate boxes, click on the **“Calculate”** button to add up the selected fees. Next, click on the **“Continue”** button to reach the Confirm & Submit screen.

If you choose to pay fees in a follow-on submission, the fee payment must be processed before midnight 11:59:59 pm (Eastern Time) on the same day under Track One requirements. You will receive a warning message if required fees are unchecked.



Calculate Fees

If you are not paying fees for this filing at this time, you may continue to [Confirm/Submit](#)

Failure to pay these fees on filing a new application will result in a surcharge. See [37 CFR 1.16 \(f\) and \(a\)](#).

A submission has not been filed officially at the USPTO until the e-filer executes the Submit function and the documents are received at the USPTO Eastern Time. The Acknowledgement Receipt is evidence of this submission.

Fees Displayed: Regular Undiscounted
Entity Status for Fee Purposes: **1**
[Regular Undiscounted](#) [Small Entity](#) [Micro Entity](#)

Fee Calculator Total Fees Due: \$ 6840

Utility Patent Application Filing Fees (select all that apply)

| | | | | |
|--|--|--|---|-------------------|
| <input checked="" type="checkbox"/> Filing | <input checked="" type="checkbox"/> Search | <input checked="" type="checkbox"/> Exam | <input checked="" type="checkbox"/> Track I - Prioritized Exam 1 | |
| Amount | \$280 | \$500 | \$720 | \$4800 |
| Fee Code | 1011 | 1111 | 1311 | 1817 |
| | | | | Sub-Total \$ 6400 |

Application Size Fee - Number of Pages in the Specification (including any external tables) and drawings **1**

Was this application originally filed in paper? Yes No

Number of Pages *.75 = -100 = / 50 = * \$ 400 = Sub-Total \$ 0

Claims (select all that apply)

Claims in excess of twenty * \$80 = \$

Independent claims in excess of three * \$420 = \$

Multiple Dependent Claims(\$780) = \$ Sub-Total \$ 0

Miscellaneous Fees: (select all that apply)

Non-English Translation (\$ 140)

Processing fee, except in provisional applications (\$ 140)
For the Track I (Prioritized Examination) Program, the processing fee is required at filing.

Publication Fee for early, voluntary or normal publication (\$ 300) **1**
For the Track I (Prioritized Examination) Program, the publication fee is required at filing.


Sub-Total \$ 440

Petition Filing Fees (select all that apply)

[Privacy Policy](#)

Confirm & Submit

On the Confirm & Submit screen, Registered eFilers will have the opportunity to save their submissions to file at a later time. To do so, click on the button **“Save for Later Submission”** listed at the bottom of the screen. Saved submissions will be available for seven calendar days from the initial date saved. You may also review a document by clicking on the document name. To submit your application click on the **“Submit”** button located at the bottom of the screen.

| Registered eFilers | Please Read Announcements | Application Data | Attach Documents | Review Documents | Calculate Fees | Confirm & Submit | Pay Fees | Receipt |
|--|--|------------------|------------------------|------------------|---------------------------|------------------|----------|---------|
| Submit Application | | | | | | | | |
| A submission has not been filed officially at the USPTO until the e-filer executes the Submit function and the documents are received at the USPTO Eastern Time. The Acknowledgement Receipt is evidence of this submission. | | | | | | | | |
| Save for Later Submission | | | | | | | | |
| This is the application data associated with your submission. If any information is incorrect, please edit the Application Data | | | | | | | | |
| Title of Invention | My Important Invention | | | | | | | |
| First Named Inventor | Joe Inventor | | | | | | | |
| Customer Number or Correspondence Address | 59 USPTO Test Customer Number Patent Electronic Business Center 600 DULANY STREET 8TH FLOOR ALEXANDRIA12 VA 22314 US est11g@email.com 999-999-9999 | | | | | | | |
| Filed By | Joe Inventor | | | | | | | |
| Attorney Docket Number | | | | | | | | |
| Application Type | Track I Prioritized Examination - Nonprovisional Application under 35 USC 111(a) | | | | | | | |
| This is the fee data associated with your submission. If the following amount is incorrect, please edit the Fee Calculation | | | | | | | | |
| Total Fees Due: \$ | | | | | | | | |
| To Review a Document, please click on the document name. | | | | | | | | |
| Sequence | Files to be Submitted | Page Count | Document Description | File Size | Validation Status Message | | | |
| 1 | sb0424.pdf ◆ No validation errors found. | 2 | TrackOne Request | 132635 byte | ◆ PASS | | | |
| 2 | sb0014.pdf ◆ No validation errors found. | 4 | Application Data Sheet | 1023022 byte | ◆ PASS | | | |
| 3 | Specification.pdf ◆ No validation errors found. | 1 | Specification | 23860 byte | ◆ PASS | | | |
| 4 | Claims.pdf ◆ No validation errors found. | 1 | Claims | 21826 byte | ◆ PASS | | | |
| 5 | Drawings.pdf ◆ No validation errors found. | 1 | Drawings | 23467 byte | ◆ PASS | | | |
| 6 | fee-info.pdf ◆ No validation errors found. | 2 | Fee Worksheet (PTO-06) | 39141 byte | ◆ PASS | | | |
| Edit Attached Files | | | | | | | | |
|  Save for Later Submission <input type="button" value="Cancel"/> <input type="button" value="Submit"/> Please click Submit only once | | | | | | | | |

After clicking the “**Submit**” button the next screen will indicate that the USPTO has received your submission. EFS-Web will display the application number, confirmation number, EFS-ID number, and the total fees due. You have the option of paying the fees immediately or paying the fees later. As a registered eFiler you may choose to pay fees later as a follow-on submission. If you are filing as an unregistered eFiler and wish to pay fees online, your payment should be included with the current submission, since unregistered eFilers cannot file a follow-on submission. Fee payment is considered timely if paid before midnight Eastern Time on the day the request is submitted. If you choose to pay now click on the “**YES! I want to pay now**” button.

EFS Registered

Registered eFilers Please Read Announcements Application Data Attach Documents Review Documents Calculate Fees Confirm & Submit Pay Fees Receipt

Congratulations! You are ready to pay fees associated with your submission.

16:21:37 Eastern Time on 19-SEP-2011 [E-mail Receipt Info](#)

The USPTO has received your submission. An Acknowledgement Receipt will be received in due course. Prior to receiving the Acknowledgement Receipt, registered users may check "My Workplace" to confirm receipt by the USPTO of their submission and access Private PAIR to view the actual documents filed. You may continue by paying fees. For questions, contact the EBC. See the [EBC Web Page](#) for contact info and hours.

The following identification numbers are associated with your submission.

| | |
|---------------------|----------|
| Application Number | 59946043 |
| Confirmation Number | 9425 |
| EFS ID | 4369463 |

The following fees are due.

Total Fees Due: \$

The USPTO's RAM payment server is ready to accept your fee payments using a [USPTO Deposit Account](#), an [Electronic Funds Transfer](#), or one of the following credit cards: *American Express, Discover, MasterCard, or Visa*. Please have all access codes, account numbers and account holder information ready to ensure a successful online payment experience.

Would you like to pay your fees at this time?

Pay Fees

When paying fees, you have the option of paying via Charge USPTO Deposit Account, Charge Credit Card, or Electronic Funds Transfer. Select the radio button that coincides with your method of payment. The review fees section of the Pay Fees screen will display the fees being collected for the application. The Total Payment is listed on the bottom right of the screen. To make a payment, click the **“Start online payment process”** button located at the bottom of the screen.

| | | | | |
|---|--|-----------------|-------------------|-----------------------|
| Application Type | Track I Prioritized Examination - Nonprovisional Application under 35 USC 111(a) | | | |
| The following fees will be collected for this application. | | | | |
| Fee Description | Fee Code | Quantity | Fee Amount | Fee Total |
| Utility application filing | 1011 | 1 | 280 | 280 |
| Utility Search Fee | 1111 | 1 | 600 | 600 |
| Utility Examination Fee | 1311 | 1 | 720 | 720 |
| Request for Prioritized Examination | 1817 | 1 | 4800 | 4800 |
| Publ. Fee- early, voluntary, or normal | 1504 | 1 | 300 | 300 |
| PROCESSING FEE, EXCEPT PROV. APPLS. | 1830 | 1 | 140 | 140 |
| | | | | Total Payment \$ 6840 |
| Select method of payment | | | | |
| The U.S. Patent and Trademark Office supports Secure Sockets Layer (SSL) for the security of all transactions. Read more... about the security of your transaction. | | | | |
| <input type="radio"/> Charge USPTO Deposit Account <input type="radio"/> Charge Credit Card <input type="radio"/> Electronic Funds Transfer | | | | |
| <input type="button" value="Start online payment process"/> | | | | |

Note: When using the USPTO Deposit Account as a method of payment, the fee associated with 37 CFR 1.18 is not available as an option for a pre-authorized payment. It is strongly recommended to include an authorization to file any additional necessary fees under 37 CFR 1.16, 37 CFR 1.17, and 37 CFR 1.18 in order to ensure that the Track One request is not dismissed for insufficient fees upon filing.”

Acknowledgement Receipt

Once you have provided all of the necessary payment information and your payment is processed successfully, you will receive your Acknowledgement Receipt on the screen. You also have several actions you may take, such as printing or saving the receipt. If you submit your application as a registered eFiler you also have the option of viewing the acknowledgement receipt under My Workplace of EFS-Web. The Acknowledgement Receipt displays the application details of the submission, including the total amount paid.

| Registered eFilers | Please Read Announcements | Application Data | Attach Documents | Review Documents | Calculate Fees | Confirm & Submit | Pay Fees | Receipt |
|--|-----------------------------|-----------------------------|---|------------------|----------------|------------------|----------|---------|
| Acknowledgement Receipt | | | | | | | | |
| The USPTO has received your submission at 17:01:18 EST on 20-SEP-2011 . | | | | | | | | |
| \$ <input type="text"/> fee paid by e-Filer with RAM Confirmation Number: 2430. | | | | | | | | |
| eFiled Application Information | | | | | | | | |
| EFS ID | 4369890 | | You may take the following actions: E-mail Receipt Info Print Receipt Save Receipt File Another Application File an Assignment of Ownership Pay Maintenance Fees Access Private PAIR | | | | | |
| Application Number | 59946050 | | | | | | | |
| Confirmation Number | 4598 | | | | | | | |
| Title of Invention | My Important Invention | | | | | | | |
| First Named Inventor | Joe Inventor | | | | | | | |
| Customer Number or Correspondence Address | 59 | | | | | | | |
| Filed By | Joe Inventor | | | | | | | |
| Attorney Docket Number | | | | | | | | |
| Filing Date | | | | | | | | |
| Receipt Date | 20-SEP-2011 | | | | | | | |
| Application Type | Utility under 35 USC 111(a) | | | | | | | |
| Application Details | | | | | | | | |
| Submitted Files | Page Count | Document Description | File Size | Warnings | | | | |
| sb0424.pdf | 2 | TrackOne Request | 132635 bytes | ◆ PASS | | | | |
| sb0014.pdf | 4 | Application Data Sheet | 1023022 bytes | ◆ PASS | | | | |
| Specification.pdf | 1 | Specification | 23860 bytes | ◆ PASS | | | | |
| Claims.pdf | 1 | Claims | 21826 bytes | ◆ PASS | | | | |
| Abstract.pdf | 1 | Abstract | 22206 bytes | ◆ PASS | | | | |
| Drawings.pdf | 1 | Drawings | 23467 bytes | ◆ PASS | | | | |
| fee-info.pdf | 2 | Fee Worksheet (PTO-06) | 39143 bytes | ◆ PASS | | | | |
| The acknowledgement receipt may be printed or saved to the applicant's computer. Further, a copy of the acknowledgement receipt has been placed in the electronic application file, which may be accessed through Private PAIR. | | | | | | | | |

To ensure that your application is complete and loaded correctly to USPTO internal systems, you can review your filed application in Private PAIR as a Registered eFiler. Submissions are available in Private PAIR approximately 15 minutes after they are submitted in EFS-Web.


If you have any questions or concerns regarding filing in EFS-Web, please contact the Patent EBC Monday - Friday, from 6:00 a.m. to 12 Midnight Eastern Time, by email ebc@uspto.gov or telephone 866-217-9197.

4. Filing a Request for Prioritized Examination for an RCE:

Application Process


Prioritized Examination may also be requested for an existing application in which an RCE has been filed, or is concurrently being filed. Once you have signed on to EFS-Web as a registered user, you will need to certify that you are the certificate holder or working under the authority of the certificate holder.


To submit a request for Prioritized Examination for an RCE, on the certification screen select the radio button “**Existing Application**”. The Web screen will expand to display additional options. Select the radio button located next to “**Documents/Fees for an existing application**” to display more options and then enter the application number and confirmation number for the application.

Existing application/patent 

Select Type of Submission for Existing Application


Documents/Fees for an existing application
(A request for continued examination (RCE) and continued prosecution application (CPA) are considered existing documents)

*Application Number (EXAMPLE: 99999999 , 99/999999, 99/999,999 or PCT/USYY/99999) 

*Confirmation Number (EXAMPLE: 1234) 

ePetition (for automatic processing and immediate grant, if all petition requirements are met)

eProcessing (Electronic Terminal Disclaimer and other requests for automatic processing)

Pre-Grant Publication under 37 CFR 1.211 to 1.221 

Next, to view the Application Data Screen, click on “**Continue**”. The procedure will differ depending on whether the application was filed as an original U.S. application under 35 U.S.C. 111 (see part A), or filed as a national stage entry of an international application under 35 U.S.C. 371 (see part B).

A. Process for an original U.S. application filed under 35 U.S.C. 111

After entering the application identifier as discussed above, the “Attach Documents” screen will appear.

Attach Documents

This is the application data associated with your filing. If any information is incorrect, please click [Cancel](#)

| | |
|--|--|
| Application Number | 59000000 |
| Title of Invention | Test Invention for Prioritized Examination |
| First Named Inventor | Joe Inventor |
| Customer Number or Correspondence Address Filed By | 59 |
| Attorney Docket Number | 123456 |
| Application Type | Utility under 35 USC 111(a) |

| Files to be Submitted | Category | Document Description | |
|--|-----------------------------------|---|---------------------------------------|
| 2:\Prioritized_Examination\sb0424.pdf <input type="button" value="Browse..."/> | Track I - Prioritized Examination | TrackOne Request | <input type="button" value="Delete"/> |
| Does your PDF file contain multiple documents? <input type="radio"/> Yes <input checked="" type="radio"/> No | | | |
| 3 C:\Prioritized_Examination\RCE.pdf <input type="button" value="Browse..."/> | Continued Prosecution | Request for Continued Examination (RCE) | <input type="button" value="Delete"/> |
| Does your PDF file contain multiple documents? <input type="radio"/> Yes <input checked="" type="radio"/> No | | | |
| <input type="button" value="Add File"/> | | | |

*Users are advised not to submit **credit card** payment form **PTO-2038** via EFS-Web. Submission of the credit card payment form via EFS-Web may result in the form being included among the patent or trademark records open for public inspection. Users choosing to pay with a credit card should instead utilize the on-line payment method available through EFS-Web.*



Check to make sure that the application type is listed as “Utility under 35 USC 111(a).” If the application type is listed as “U.S. National Stage under 35 USC 371,” please follow the guidance in part B, below.


On the Attach Documents screen, upload the Certification and Request for Prioritized Examination form (**PTO/SB/424**). Failure to use form (PTO/SB/424) or its equivalent could result in the office not recognizing the request or in delays in processing the request. Please click on the “**Browse**” button to upload your completed document. Once the form has been attached, you will need to index the document correctly. For the Category drop down menu you will select “**Track One – Prioritized Examination**” and on the Document Description drop down menu you will select “**TrackOne Request**”. Once the appropriate selections have been made, you will then click on the button “**Upload & Validate**”. You will need to attach and index any additional documents.

The above screen image represents a situation in which an applicant is filing a request for prioritized examination concurrently with a request for continued examination. Applicant has filled out and attached form PTO/SB/424 and a request for continued examination. If applicant had previously filed a request for continued examination, applicant would only attach form PTO/SB/424.

After clicking on the “**Upload & Validate**” button, the “Review Documents” screen will appear. This screen will list all files attached to the current EFS-Web submission.

Review Documents

To Review a Document, please click on the document name. To add more files please [Attach Files](#)

| Validation Status | Files to be Submitted | Multi-Doc PDF | Document Description | Page Count | Size  | |
|-------------------------------|----------------------------|---------------|---|------------|---|---|
| PASS | sb0424.pdf | NO | TrackOne Request | 2 | 101159 bytes | <input type="button" value="Edit"/> <input type="button" value="Remove"/> |
| ◆ No validation errors found. | | | | | | |
| PASS | RCE.pdf | NO | Request for Continued Examination (RCE) | 3 | 627265 bytes | <input type="button" value="Edit"/> <input type="button" value="Remove"/> |
| ◆ No validation errors found. | | | | | | |

Warning: When requesting prioritized examination for a new original utility nonprovisional application filed under 35 USC 111(a), the PTO/SB/424 (Track I Certification and Request) form must be filed on the same day (before Midnight Eastern Time) as the initial application.

The warning text (in red font) applies only to Track One submissions, and does not apply to a request for prioritized examination for an RCE. Once you have uploaded all of the necessary documents for your submission and received no validation errors click on “**Continue**” to reach the “Calculate Fees” screen.

Calculate Fees

On the “Calculate Fees” screen, under the Utility Patent Application Filing Fees section, select the checkbox for “**Track One – Prioritized Exam**”.

Note - When filing a Track One request, the correct processing fee is “**Processing fee, except in provisional applications**” (fee code 1830/2830/3830); the current Regular Undiscounted fee amount is \$140.

For Track One – Prioritized Examination the processing and publication fees are required at filing. Once you have checked any additional appropriate boxes, click on the “**Calculate**” button to add up the selected fees. Next, click on the “**Continue**” button to reach the Confirm & Submit screen.

If you choose to pay fees in a follow-on submission, the fee payment must be processed before midnight 11:59:59 pm (Eastern Time) on the same day under Track One requirements.

Fees Displayed: Regular Undiscounted
Entity Status for Fee Purposes: [Regular Undiscounted](#) [Small Entity](#) [Micro Entity](#)

Fee Calculator Total Fees Due: \$ 0

Was this application originally filed in paper? Yes No

Utility Patent Application Filing Fees
 Reissue Patent Application Filing Fees (select all that apply)

Filing Search Exam **Track I - Prioritized Exam** ⓘ

| | | | | | |
|----------|-------|-------|-------|--------|--------------|
| Amount | \$280 | \$600 | \$720 | \$4000 | |
| Fee Code | 1011 | 1111 | 1311 | 1817 | Sub-Total \$ |

Application Size Fee - Number of Pages in the Specification (including any external tables) and drawings
Number of Pages 0 * .75 = - 100 = / 50 = * \$ 400 = Sub-Total \$

Claims (select all that apply)
Claims in excess of twenty 0 * \$80 = \$
Independent claims in excess of three 0 * \$420 = \$
 Multiple Dependent Claims (\$ 780) = \$ Sub-Total \$

Miscellaneous Fees: (select all that apply)
 Non-English Translation (\$ 140)
 Processing fee, except in provisional applications (\$ 140)
Requests for prioritized examination (Track I) require payment of the processing fee.
 Publication for early, voluntary or normal publication (\$ 300) ⓘ
The publication fee for normal publication is not due until the application is allowed. Requests for early publication must include a separate statement requesting early publication. Requests for prioritized examination (Track I) require payment of the publication fee if not previously paid.
 Surcharge - Late filing fee, search fee, examination fee or oath or declaration (\$ 140) Sub-Total \$

Petition Filing Fees (select all that apply)
 Miscellaneous Patent Fees (select all that apply)

Select fees (use CTRL+Cursor to select multiple fees)

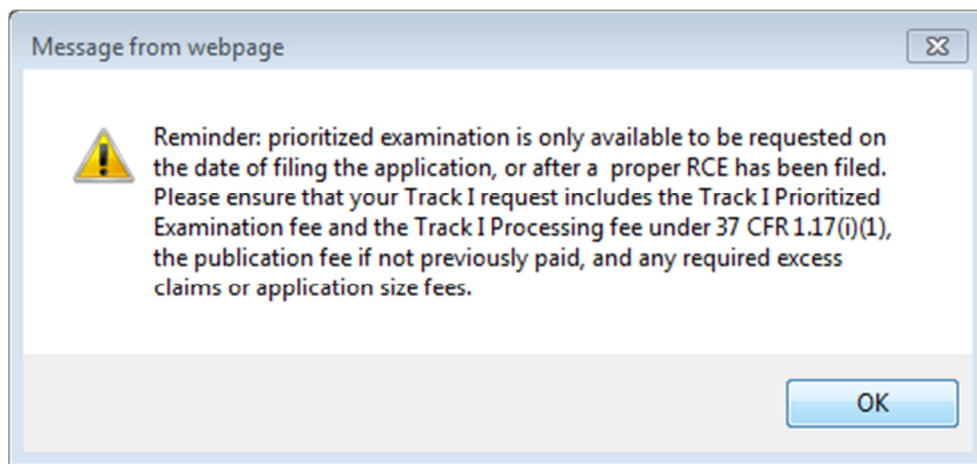
| | | | | |
|---|---------|------------|---|--|
| 1801 \$1200 Request for Continued Examination | Add Fee | Remove Fee | Selected fees (to be paid) | |
| 1802 \$900 Request Expedited Exam of Design Appl | | | 1801 \$1200 Request for Continued Examination | |
| 1803 \$130 Request for Voluntary Publication or Rep | | | | |
| 1806 \$180 Submission- Information Disclosure Stmt | | | | |
| 1807 \$50 Processing Fee for Provis. Applications | | | | |
| 1808 \$130 OTHER PUBLICATION PROCESSING FEE | | | | |
| 1809 \$840 Submission After Final Rejection | | | | |
| 1810 \$840 Each Additional Invention Examined | | | | |
| 1819 \$600 Correction of Inventorship on Merits | | | | |
| 8001 \$3 Printed Copy of Patent - No Color | | | | |
| 1814 \$160 Statutory or Terminal Disclaimer | | | | |

Sub-Total Miscellaneous Fees \$

Post Allowance & Post Issuance Fees (select all that apply)
 Extension of Time Fees ⓘ
 Patent Appeals and Interference Fees (select all that apply)

[Privacy Policy](#)

If the publication fee has previously been paid for the application, please uncheck the related box. A pop-up window will remind you of the fee requirements:



If you choose to pay fees later in another follow-on submission, the fee payment must be processed before midnight 11:59:59 pm (Eastern Time) on the same day under Prioritized Examination requirements.

Once you have checked any additional appropriate boxes, click on the **“Calculate”** button to add up the selected fees. Next, click on the **“Continue”** button to reach the **“Confirm & Submit”** screen.

Note: When using the USPTO Deposit Account as a method of payment, the fee associated with 37 CFR 1.18 is not available as an option for a pre-authorized payment. It is strongly recommended to include an authorization to file any additional necessary fees under 37 CFR 1.16, 37 CFR 1.17, and 37 CFR 1.18 in order to ensure that the Track One request is not dismissed for insufficient fees upon filing.”

Confirm & Submit

On the **“Confirm & Submit”** screen, you will have the opportunity to save your submission to file at a later time. To do so click on the button **“Save for Later Submission”** listed at the bottom of the screen. Saved submissions will be available for seven calendar days from the initial date saved. You may also review a document by clicking on the document name. To submit your application click on the **“Submit”** button located at the bottom of the screen.

United States Patent and Trademark Office
 Home | Site Index | Search | FAQ | Glossary | Guides | Contacts | eBusiness | eBiz Alerts | News | Help

Portal Home | Patents | Trademarks | Other | Sign-Off Authenticated Session

EFS Registered

Registered eFilers | Please Read Announcements | Application Data | Attach Documents | Review Documents | Calculate Fees | Confirm & Submit | Pay Fees | Receipt

Submit Application
 A submission has not been filed officially at the USPTO until the e-filer executes the Submit function and the documents are received at the USPTO Eastern Time. The Acknowledgement Receipt is evidence of this submission. [Save for Later Submission](#)

This is the application data associated with your submission.

| | |
|---|--|
| Application Number | 59000000 |
| Title of Invention | Test Invention for Prioritized Examination |
| First Named Inventor | Joe Inventor |
| Customer Number or Correspondence Address | 59 |
| Filed By | |
| Attorney Docket Number | 123456 |
| Application Type | Utility under 35 USC 111(a) |

This is the fee data associated with your submission. If the following amount is incorrect, please edit the [Fee Calculation](#)

Total Fees Due: \$ 5230

To Review a Document, please click on the document name.

| Sequence | Files to be Submitted | Page Count | Document Description | File Size | Validation Status Message |
|----------|---|------------|---|-------------|---------------------------|
| 1 | sb0424.pdf ◆ No validation errors found. | 2 | TrackOne Request | 101159 byte | ◆ PASS |
| 2 | RCE.pdf ◆ No validation errors found. | 3 | Request for Continued Examination (RCE) | 627265 byte | ◆ PASS |
| 3 | fee-info.pdf ◆ No validation errors found. | 2 | Fee Worksheet (SB06) | 32754 byte | ◆ PASS |

[Edit Attached Files](#)

[Privacy Policy](#) | | | Please click Submit only once

If you need help:

- To ask questions about Patent e-Filing, or to suggest improvements to the online system, please call the Patent Electronic Business Center at (866) 217-9197 (toll free) or send email to EBC@uspto.gov.
- Send general questions about USPTO programs to the [USPTO Contact Center \(UCC\)](#).
- If you experience technical difficulties or problems with this application, please report them via e-mail to [Electronic Business Support](#) or call 1 800-786-9199.
- For general questions regarding a petition, or requirements for filing a petition, contact the Office of Petitions Help Desk at 1 800-786-9199.

[Home](#) | [Site Index](#) | [Search](#) | [eBusiness](#) | [Help](#) | [Privacy Policy](#)

The “Confirm & Submit” screen will show all attached files, including the “fee-info.pdf” file which is generated when the filer has selected fees in the Calculate Fees screen.

Pay Fees

After clicking the submit button the next screen will indicate that the USPTO has received your submission. EFS-Web will display the application number, confirmation number, EFS-ID number, and

the total fees due. You have the option of paying the fees immediately or paying the fees later. As a registered eFiler you may choose to pay fees later as a follow-on submission. Fee payment is considered timely if paid before midnight Eastern Time on the day the request is submitted. If you choose to pay now, click on the button “YES! I want to pay now”.

The screenshot shows the EFS Registered interface. At the top, there is a navigation bar with buttons for Registered eFilers, Please Read Announcements, Application Data, Attach Documents, Review Documents, Calculate Fees, Confirm & Submit, Pay Fees, and Receipt. Below this, a message reads: "Congratulations! You are ready to pay fees associated with your submission." The timestamp is "16:21:37 Eastern Time on 19-SEP-2011" and there is a link for "E-mail Receipt Info".

The main message states: "The USPTO has received your submission. An Acknowledgement Receipt will be received in due course. Prior to receiving the Acknowledgement Receipt, registered users may check 'My Workplace' to confirm receipt by the USPTO of their submission and access Private PAIR to view the actual documents filed. You may continue by paying fees. For questions, contact the EBC. See the EBC Web Page for contact info and hours."

Below this, it says: "The following identification numbers are associated with your submission." and lists:

| | |
|---------------------|----------|
| Application Number | 59946043 |
| Confirmation Number | 9425 |
| EFS ID | 4369463 |

Next, it says: "The following fees are due." and shows "Total Fees Due: \$" followed by an empty input field.

Below that, it provides information about the USPTO's RAM payment server and lists accepted credit cards: American Express, Discover, MasterCard, or Visa. It asks: "Would you like to pay your fees at this time?" and provides two buttons: "YES! I want to pay now" and "NO - I will pay later (additional charges may be incurred)".

When paying fees, you have the option of paying via Charge USPTO Deposit Account, Charge Credit Card, or Electronic Funds Transfer. Select the radio button that coincides with your method of payment. The review fees section of the Pay Fees screen will display the fees being collected for the application. The Total Payment is listed on the bottom right of the screen. To make a payment, click the “Start online payment process” button located at the bottom of the screen.

Note: When using the USPTO Deposit Account as a method of payment, the fee associated with 37 CFR 1.18 is not available as an option for a pre-authorized payment. It is strongly recommended to include an authorization to file any additional necessary fees under 37 CFR 1.16, 37 CFR 1.17, and 37 CFR 1.18 in order to ensure that the Track One request is not dismissed for insufficient fees upon filing.”

Acknowledgement Receipt

Once you have provided all of the necessary payment information and your payment is processed successfully, you will receive your Acknowledgement Receipt on the screen. You also have several actions you may take, such as printing or saving the receipt. You also have the option of viewing the acknowledgement receipt under My Workplace of EFS-Web. The Acknowledgement Receipt displays the application details of the submission, including the total amount paid.

To ensure that your application is complete and loaded correctly to USPTO internal systems, you can - review your filed application in Private PAIR as a Registered eFiler. Submissions are available in Private PAIR approximately 15 minutes after they are submitted in EFS-Web.

If you have any questions or concerns regarding filing in EFS-Web, please contact the Patent EBC Monday - Friday, from 6:00 a.m. to 12 Midnight Eastern Time, by email ebc@uspto.gov or telephone 866-217-9197.

B. Process for a national stage entry of an international application under 35 U.S.C. 371

After entering the application identifier as discussed above, the “Attach Documents” screen will appear.

Attach Documents

| Files to be Submitted <i>i</i> | Category <i>i</i> | Document Description <i>i</i> |
|---|-----------------------------------|---|
| 1 C:\efs\SB424.pdf <input type="button" value="Browse..."/> Does your PDF file contain multiple documents? <input type="radio"/> Yes <input checked="" type="radio"/> No | Track I - Prioritized Examination | TrackOne Request |
| 2 C:\efs\RCE.pdf <input type="button" value="Browse..."/> Does your PDF file contain multiple documents? <input type="radio"/> Yes <input checked="" type="radio"/> No | Continued Prosecution | Request for Continued Examination (RCE) |

Users are advised not to submit **credit card** payment form **PTO-2038** via EFS-Web. Submission of the credit card payment form via EFS-Web may in the form being included among the patent or trademark records open for public inspection. Users choosing to pay with a credit card should in utilize the on-line payment method available through EFS-Web.

[Privacy Policy](#)

Please Upload & Validate before Review



The above screen image represents a situation in which an applicant is filing a request for prioritized examination concurrently with a request for continued examination. Applicant has filled out and attached form PTO/SB/424 and a request for continued examination. If applicant had previously filed a request for continued examination, applicant would only attach form PTO/SB/424.

On the “Attach Documents” screen, upload the Certification and Request for Prioritized Examination form (**PTO/SB/424**). Failure to use form (PTO/SB/424) or its equivalent could result in the office not recognizing the request or delays in processing the request. Please click on the “**Browse**” button to upload your completed document. Once the form has been attached, you will need to index the document correctly. For the Category drop down menu you will select “**Track One – Prioritized Examination**” and on the Document Description drop down menu you will select “**TrackOne Request**”.

Once the appropriate selections have been made, you will then click on the button “**Upload & Validate**”. You will need to attach and index any additional documents. .

After clicking on the “**Upload & Validate**” button, the “Review Documents” screen will appear. This screen will list all files attached to the current EFS-Web submission.

Review Documents

| Application Type | | U.S. National Stage under 35 USC 371 | | | | |
|--|---------------------------|---|---|---|--|---|
| To Review a Document, please click on the document name. To add more files please Attach Files | | | | | | |
| Validation Status | Files to be Submitted | Multi-Doc PDF | Document Description | Page Count | Size  | |
| PASS | SB424.pdf | NO | TrackOne Request | 2 | 133071 bytes | <input type="button" value="Edit"/> <input type="button" value="Remove"/> |
| ◆ No validation errors found. | | | | | | |
| PASS | RCE.pdf | NO | Request for Continued Examination (RCE) | 3 | 626977 bytes | <input type="button" value="Edit"/> <input type="button" value="Remove"/> |
| ◆ No validation errors found. | | | | | | |
| | |  | <input type="button" value="Cancel"/> | <input type="button" value="Attach Files"/> | <input type="button" value="Revalidate"/> | <input type="button" value="Continue"/> |

After clicking on the “**Continue**” button, the “Calculate Fees” screen will appear.

Calculate Fees

Applicants should use the “Calculate Fees” screen to select the “Track One – Prioritized Exam” fee.

Note - When filing a Track One request, the correct processing fee is “**Processing fee, except in provisional applications**” (fee code 1830/2830/3830); the current Regular Undiscounted fee amount is \$140.

The “Calculate Fees” Tab should also be used to select the RCE fee (listed under “Miscellaneous Patent Fees” as #1801) if these have not been previously paid.

Fees Displayed: Regular Undiscounted
Entity Status for Fee Purposes: [Regular Undiscounted](#) [Small Entity](#) [Micro Entity](#)

Fee Calculator Total Fees Due: \$ 0

National Stage 371 Patent Application Filing Fees

| | Fee Code | Amount |
|---|----------|--------------|
| <input type="checkbox"/> Basic National Stage Fee | 1631 | \$280 |
| <input checked="" type="checkbox"/> Track I - Prioritized Exam | 1817 | \$4000 |
| <input type="checkbox"/> Search - US was the ISA | 1641 | \$120 |
| <input type="checkbox"/> Search - Report Prepared and Provided to USPTO | 1642 | \$480 |
| <input type="checkbox"/> Search - All Other Situations | 1632 | \$600 |
| <input type="checkbox"/> Exam - All Other Situations | 1633 | \$720 |
| | | Sub-Total \$ |

Application Size Fee - Number of Pages in the Specification (including any external tables) and drawings

Number of Pages 0 - 100 = / 50 = \$ 400 = Sub-Total \$

Claims (select all that apply)

Claims in excess of twenty 0 = \$80 = \$

Independent claims in excess of three 0 = \$420 = \$

Multiple Dependent Claims(\$780) = \$ Sub-Total \$

Miscellaneous Fees: (select all that apply)

Oath or declaration after thirty months from priority date (\$ 140)

English Translation after thirty months from priority date (\$ 140)

Processing fee, except in provisional applications (\$ 140)
 Requests for prioritized examination (Track I) require payment of the processing fee.

Publication Fee for early, voluntary or normal publication (\$ 300)
 Requests for prioritized examination (Track I) require payment of the publication fee if not previously paid.

Sub-Total \$

Petition Filing Fees (select all that apply)

Miscellaneous Patent Fees (select all that apply)

Select fees (use CTRL+Cursor to select multiple fees)

- 1801 \$1200 Request for Continued Examination
- 1802 \$900 Request Expedited Exam of Design Appl
- 1803 \$130 Request for Voluntary Publication or Rep
- 1806 \$190 Submission- Information Disclosure Stmt
- 1807 \$50 Processing Fee for Provis. Applications
- 1808 \$130 OTHER PUBLICATION PROCESSING FEE
- 1809 \$840 Submission After Final Rejection
- 1810 \$840 Each Additional Invention Examined
- 1819 \$600 Correction of Inventorship on Merits

8001 \$3 Printed Copy of Patent - No Color

1814 \$160 Statutory or Terminal Disclaimer

Selected fees (to be paid)

- 1801 \$1200 Request for Continued Examination

Sub-Total Miscellaneous Fees \$

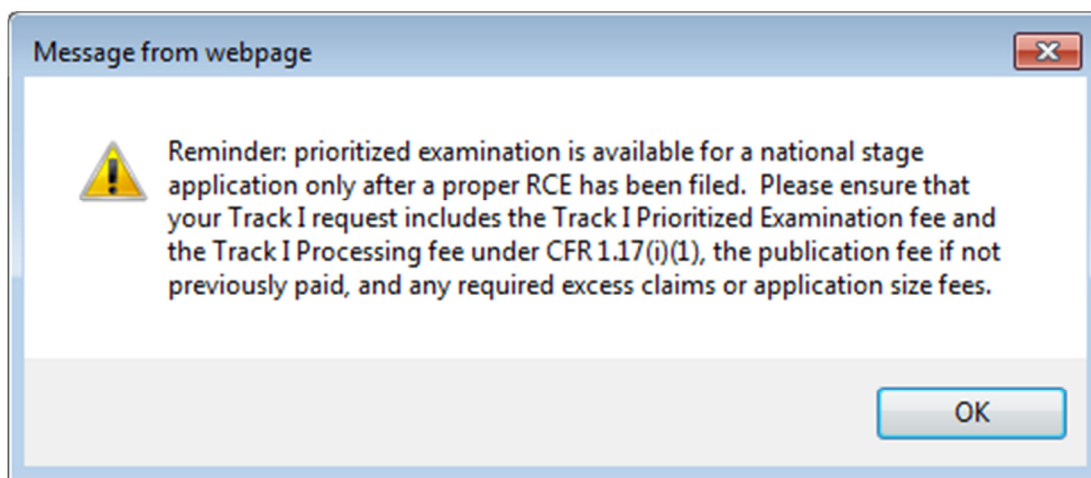
Post Allowance & Post Issuance Fees (select all that apply)

Extension of Time Fees

Patent Appeals and Interference Fees (select all that apply)

[Privacy Policy](#)

The following warning message will appear once the Prioritized Examination fee is selected. -



Once you have checked the appropriate boxes, click on the “**Calculate**” button to add up the selected fees. Next, click on the “**Continue**” button to reach the “Confirm & Submit” screen.

Confirm & Submit

On the “Confirm & Submit” screen, you will have the opportunity to save your submissions to file at a later time. To do so click on the button “**Save for Later Submission**” listed at the bottom of the screen. Saved submissions will be available for seven calendar days from the initial date saved. You may also review a document by clicking on the document name. To submit your application click on the “**Submit**” button located at the bottom of the screen.

| Application Type | U.S. National Stage under 35 USC 371 | | | | |
|--|--|---------------------------------------|---|-------------------------------|---------------------------|
| This is the fee data associated with your submission. If the following amount is incorrect, please edit the Fee Calculation | | | | | |
| Total Fees Due: \$ 6160 | | | | | |
| To Review a Document, please click on the document name. | | | | | |
| Sequence | Files to be Submitted | Page Count | Document Description | File Size | Validation Status Message |
| 1 | SB424.pdf | 2 | TrackOne Request | 133071 byte | PASS |
| | ◆ No validation errors found. | | | | |
| 2 | RCE.pdf | 3 | Request for Continued Examination (RCE) | 626977 byte | PASS |
| | ◆ No validation errors found. | | | | |
| 3 | fee-info.pdf | 2 | Fee Worksheet (SB06) | 36992 byte | PASS |
| | ◆ No validation errors found. | | | | |
| Edit Attached Files | | | | | |
| | <input type="button" value="Save for Later Submission"/> | <input type="button" value="Cancel"/> | <input type="button" value="Submit"/> | Please click Submit only once | |

The “Confirm & Submit” Screen will show all attached files, including the “fee-info.pdf” file which is generated when the filer has selected fees in the “Calculate Fees” screen.

Pay Fees

After clicking the submit button the next screen will indicate that the USPTO has received your submission. EFS-Web will display the application number, confirmation number, EFS-ID number, and the total fees due. You have the option of paying the fees immediately or paying the fees later. As a registered eFiler you may choose to pay fees later as a follow-on submission. Fee payment is considered timely if paid before midnight Eastern Time on the day the request is submitted. If you choose to pay now click on the “**YES! I want to pay now**” button.

EFS Registered

Registered eFilers | Please Read Announcements | Application Data | Attach Documents | Review Documents | Calculate Fees | Confirm & Submit | Pay Fees | Receipt

Congratulations! You are ready to pay fees associated with your submission.

16:21:37 Eastern Time on 19-SEP-2011 [E-mail Receipt Info](#)

The USPTO has received your submission. An Acknowledgement Receipt will be received in due course. Prior to receiving the Acknowledgement Receipt, registered users may check "My Workplace" to confirm receipt by the USPTO of their submission and access Private PAIR to view the actual documents filed. You may continue by paying fees. For questions, contact the EBC. See the [EBC Web Page](#) for contact info and hours.

The following identification numbers are associated with your submission.

| | |
|---------------------|----------|
| Application Number | 59946043 |
| Confirmation Number | 9425 |
| EFS ID | 4369463 |

The following fees are due.

Total Fees Due: \$

The USPTO's RAM payment server is ready to accept your fee payments using a [USPTO Deposit Account](#), an [Electronic Funds Transfer](#), or one of the following credit cards: *American Express, Discover, MasterCard, or Visa*. Please have all access codes, account numbers and account holder information ready to ensure a successful online payment experience.

Would you like to pay your fees at this time?

YES! I want to pay now NO - I will pay later (additional charges may be incurred)

When paying fees, you have the option of paying via Charge USPTO Deposit Account, Charge Credit Card, or Electronic Funds Transfer. Select the radio button that coincides with your method of payment. The review fees section of the Pay Fees screen will display the fees being collected for the application. The Total Payment is listed on the bottom right of the screen. To make a payment, click the **“Start online payment process”** button located at the bottom of the screen.

Note: When using the USPTO Deposit Account as a method of payment, the fee associated with 37 CFR 1.18 is not available as an option for a pre-authorized payment. It is strongly recommended to include an authorization to file any additional necessary fees under 37 CFR 1.16, 37 CFR 1.17, and 37 CFR 1.18 in order to ensure that the Track One request is not dismissed for insufficient fees upon filing.”

Acknowledgement Receipt

Once you have provided all of the necessary payment information and your payment is processed successfully, you will receive your Acknowledgement Receipt on the screen. You also have several actions you may take, such as printing or saving the receipt. You also have the option of viewing the acknowledgement receipt under My Workplace of EFS-Web. The Acknowledgement Receipt displays the application details of the submission, including the total amount paid.

To ensure that your application is complete and loaded correctly to USPTO internal systems, you can review your filed application in Private PAIR as a Registered eFiler. Submissions are available in Private PAIR approximately 15 minutes after they are submitted in EFS-Web.

If you have any questions or concerns regarding filing in EFS-Web, please contact the Patent EBC Monday - Friday, from 6:00 a.m. to 12 Midnight Eastern Time, by email ebc@uspto.gov or telephone 866-217-9197.