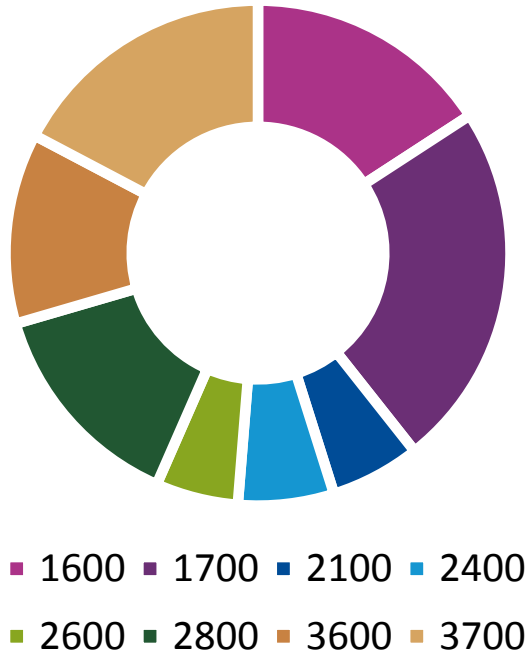


## Breakdown of Submissions By Technology Center

September 16, 2012 - March 17, 2017

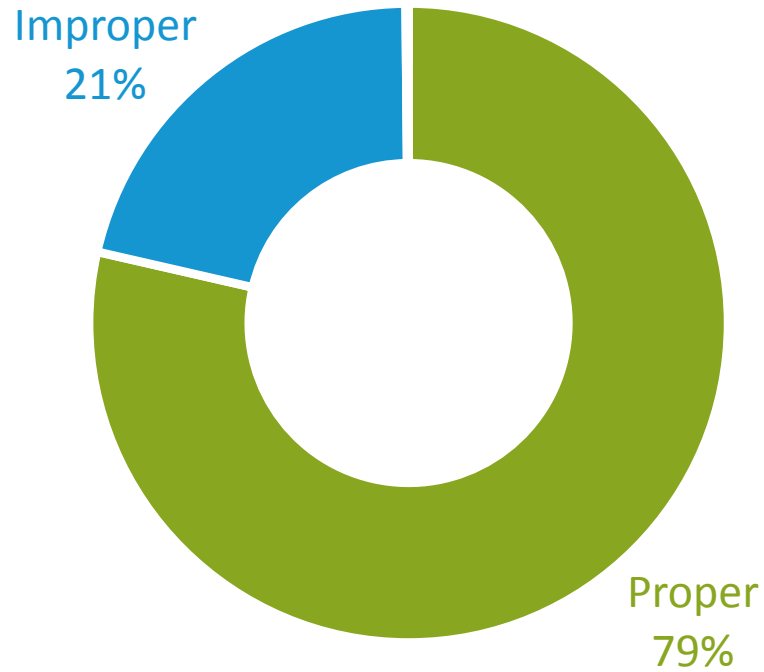


### Number of Submissions Per TC

TC 1600	780
TC 1700	1160
TC 2100	285
TC 2400	303
TC 2600	261
TC 2800	686
TC 3600	603
TC 3700	852

*TC = Technology Center*

## Breakdown of Submission Compliance March 17, 2017



### Total Preissuance Submissions

Proper	79%
Improper	21%
Not Yet Reviewed	0%

# Breakdown of Proper Submissions By Technology Center

September 16, 2012 - March 17, 2017



■ 1600 ■ 1700 ■ 2100 ■ 2400

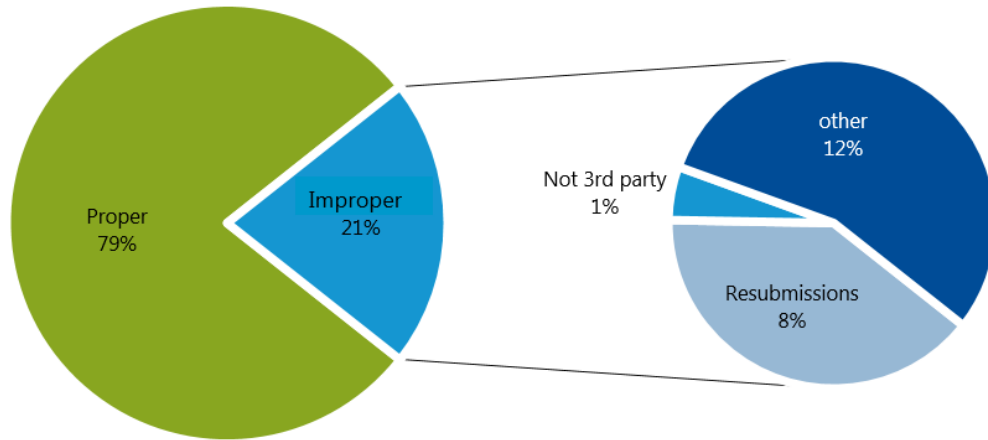
■ 2600 ■ 2800 ■ 3600 ■ 3700

## Number of Proper Submissions Per TC

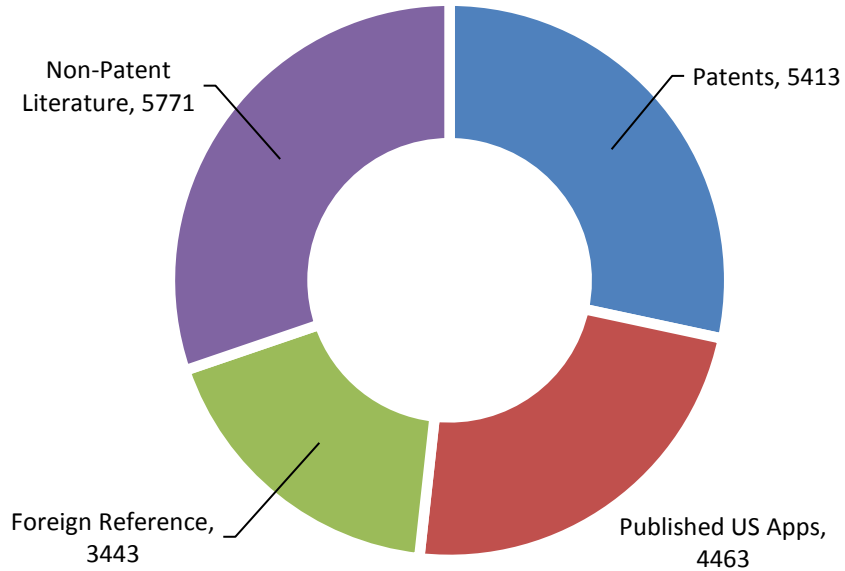
TC 1600	746
TC 1700	1005
TC 2100	243
TC 2400	271
TC 2600	212
TC 2800	565
TC 3600	535
TC 3700	706

*TC = Technology Center*

## Total Preissuance Submissions



## Breakdown of Documents Submitted September 16, 2012 - March 17, 2017



### Submitted Documents for Proper Cases

Patents	5413
Published US Applications	4463
Foreign Reference	3443
NPL	5771
<hr/>	
Total Documents	19090