

UNITED STATES
PATENT AND TRADEMARK OFFICE



Appeal Statistics

Patent Trial and Appeal Board
January 31, 2025



UNITED STATES
PATENT AND TRADEMARK OFFICE ®

Receipts & Dispositions

(Jan. 2025)

Technology Center	Starting Inventory	Appeals Filed	Affirmed	Affirmed -in-Part	Reversed	Panel Remand	Admin Remand	Dismissed	Appeals Decided	Ending Inventory	Inventory Change	% of Inventory
1600	441	32	12	3	13	0	0	0	28	445	▲ 4	9.2%
1700	864	58	28	2	11	0	0	2	43	879	▲ 15	18.1%
2100	396	58	19	3	7	0	1	1	31	423	▲ 27	8.7%
2400	336	31	18	1	6	0	0	0	25	342	▲ 6	7.0%
2600	288	32	13	2	3	0	0	0	18	302	▲ 14	6.2%
2800	340	33	5	2	8	0	0	0	15	358	▲ 18	7.4%
2900	18	0	0	0	0	0	0	0	0	18	▬ 0	0.4%
3600	1,027	78	55	8	6	0	1	0	70	1,035	▲ 8	21.3%
3700	1,002	72	29	7	16	0	1	0	53	1,021	▲ 19	21.0%
3900 (Ex Parte)	20	6	7	0	0	0	1	0	8	18	▼ -2	0.4%
3900 (Sup. Exam)	0	0	0	0	0	0	0	0	0	0	▬ 0	0.0%
3900 (Reissue)	8	5	0	0	1	0	0	0	1	12	▲ 4	0.2%
3900 (Regular)	2	0	0	0	0	0	0	0	0	2	▬ 0	0.0%
Board Total	4,742	405	186	28	71	0	4	3	292	4,855	▲ 113	100.0%

% Decisions

Affirmed	Affirmed-in-Part	Reversed	Panel Remand	Admin Remand	Dismissed
63.7%	9.6%	24.3%	0.0%	1.4%	1.0%



Receipts & Dispositions

(Fiscal Year through Jan. 31, 2025)

Technology Center	Starting Inventory	Appeals Filed	Affirmed	Affirmed -in-Part	Reversed	Panel Remand	Admin Remand	Dismissed	Appeals Decided	Ending Inventory	Inventory Change	% of Inventory
1600	442	124	68	5	45	0	0	3	121	445	▲ 3	9.2%
1700	843	227	114	16	57	0	0	4	191	879	▲ 36	18.1%
2100	367	162	64	12	27	0	2	1	106	423	▲ 56	8.7%
2400	323	110	49	9	33	0	0	0	91	342	▲ 19	7.0%
2600	257	106	45	5	11	0	0	0	61	302	▲ 45	6.2%
2800	346	101	43	8	38	0	0	0	89	358	▲ 12	7.4%
2900	28	4	11	0	3	0	0	0	14	18	▼ -10	0.4%
3600	1,072	273	252	9	48	0	1	0	310	1,035	▼ -37	21.3%
3700	951	249	95	29	54	0	1	0	179	1,021	▲ 70	21.0%
3900 (Ex Parte)	12	18	9	0	2	0	1	0	12	18	▲ 6	0.4%
3900 (Sup. Exam)	0	0	0	0	0	0	0	0	0	0	▬ 0	0.0%
3900 (Reissue)	7	12	4	0	3	0	0	0	7	12	▲ 5	0.2%
3900 (Regular)	2	0	0	0	0	0	0	0	0	2	▬ 0	0.0%
Board Total	4,650	1,386	754	93	321	0	5	8	1,181	4,855	▲ 205	100.0%

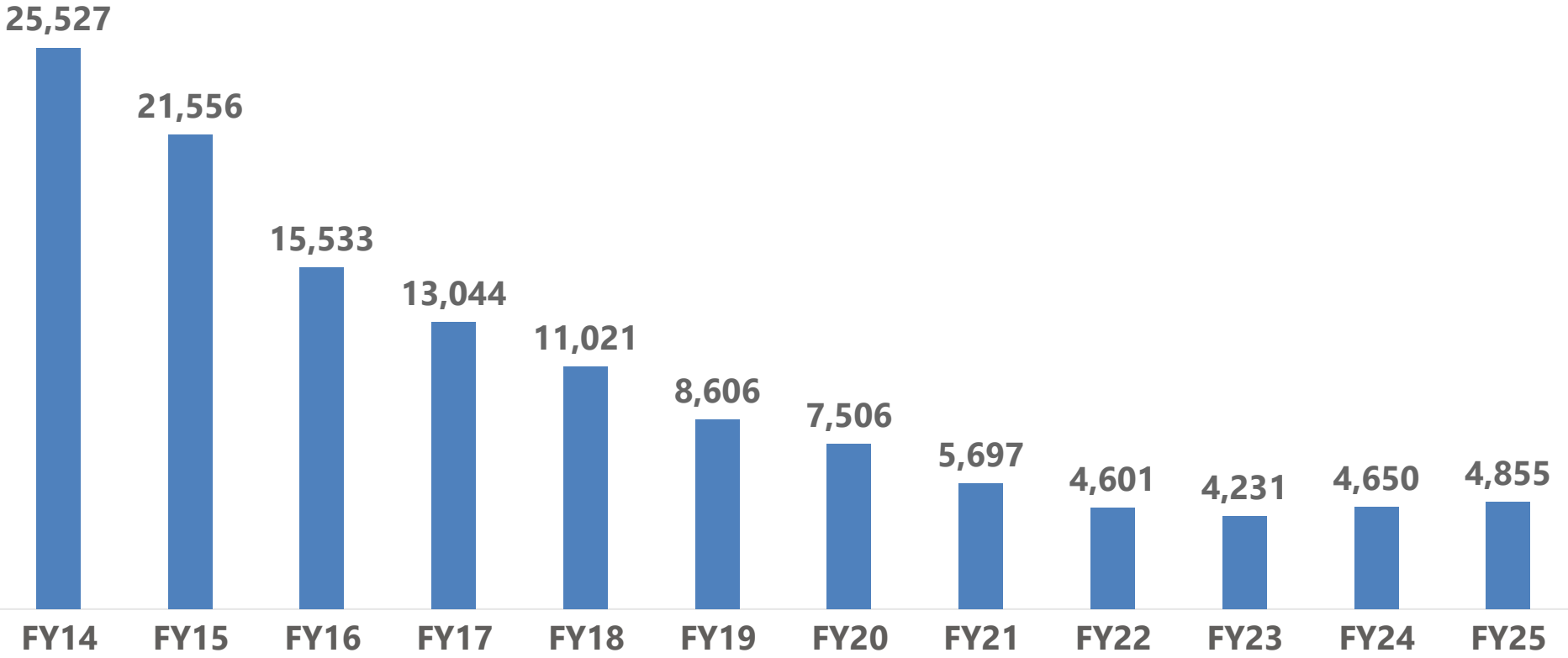
% Decisions

Affirmed	Affirmed-in-Part	Reversed	Panel Remand	Admin Remand	Dismissed
63.8%	7.9%	27.2%	0.0%	0.4%	0.7%



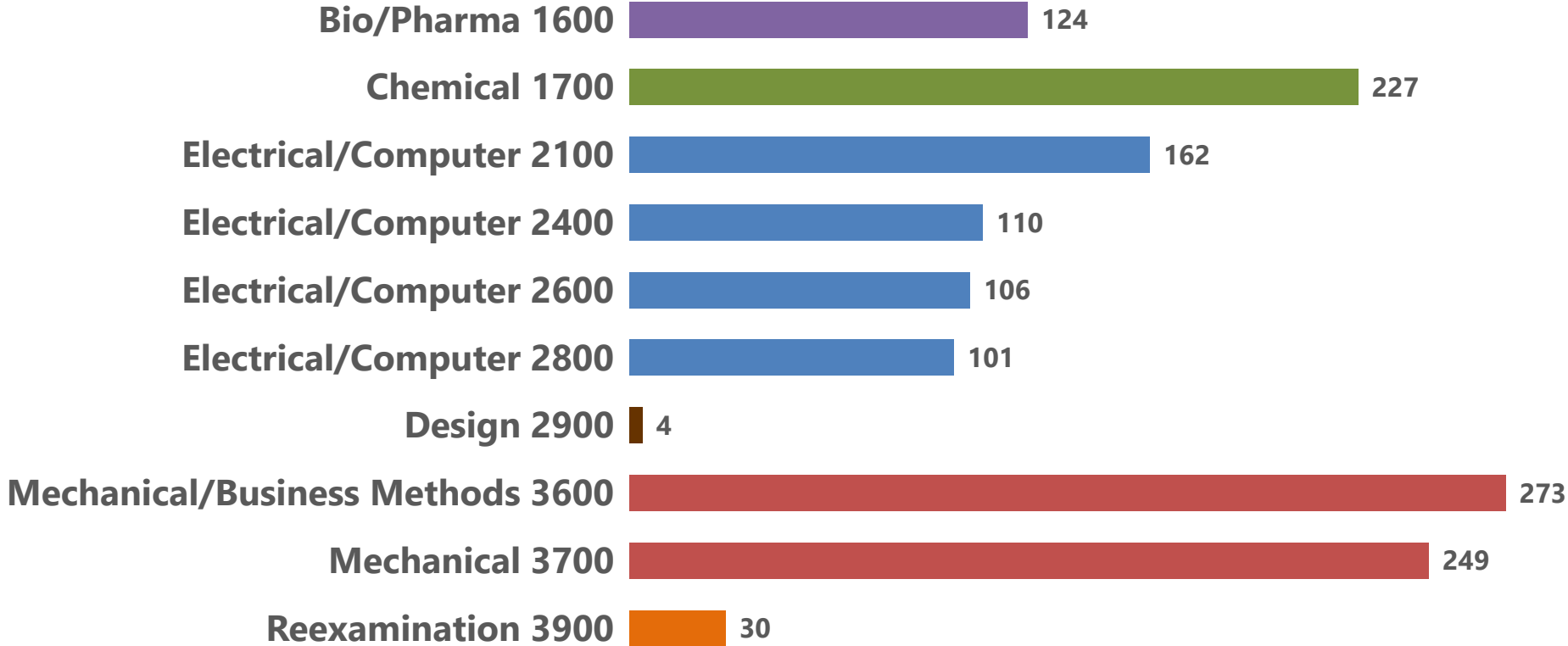
Pending Appeals FY14 to FY25

(Sept. 30, 2014 – Jan. 31, 2025)



Appeals Intake in FY25

(Oct. 2024 – Jan. 2025)

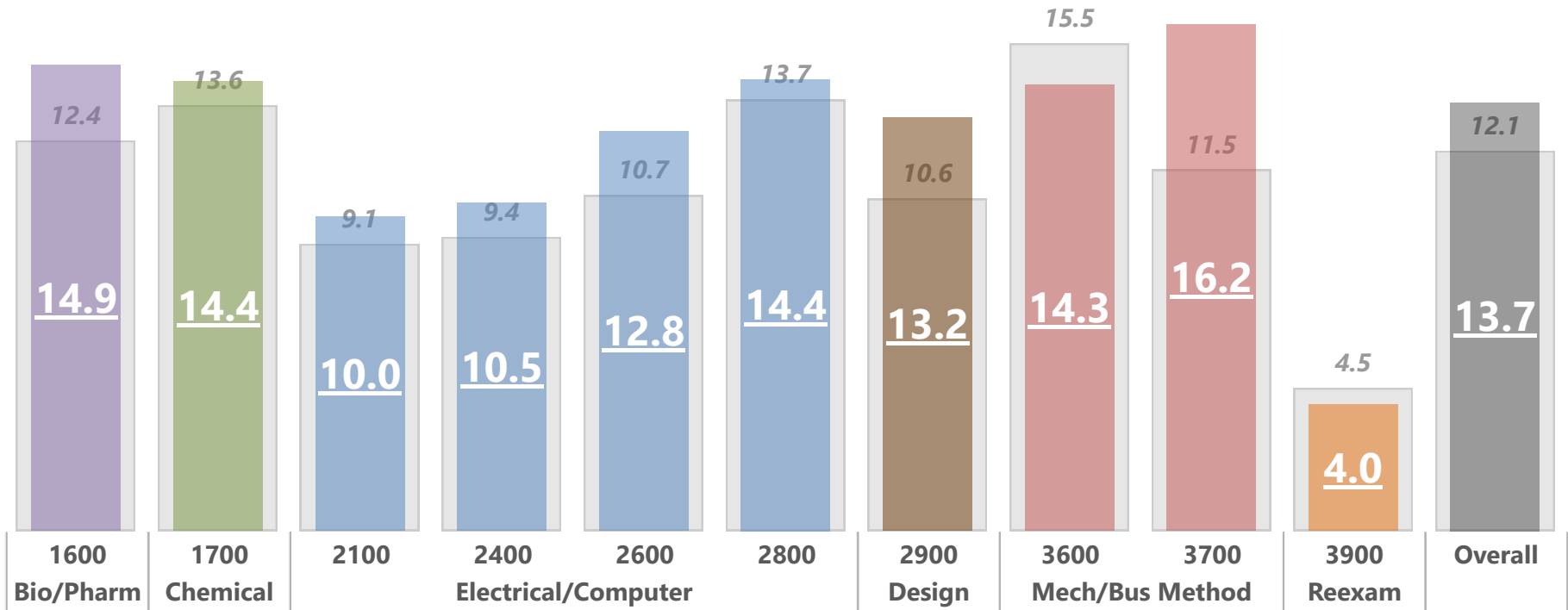


*The Central Reexamination Unit (TC 3900) includes ex parte reexams, inter partes reexams, supplemental examination reviews, regular and reissue cases from all technologies.



Pendency of Decided Appeals

Nov. 2024 – Jan. 2025 (color bars & white values) vs. Nov. 2023 – Jan. 2024 (gray bars & values)



Pendency is calculated as average months from Board receipt date to final decision for a three month period and compared to the same period the previous year.

Central Reexamination Unit (CRU/TC 3900) decisions include *ex parte* reexams, *inter partes* reexam, supplemental examination review, regular cases and most reissues from all technologies except design patent applications.



Appeals Outcomes in FY25

(Oct. 2024 – Jan. 2025)

