

UNITED STATES
PATENT AND TRADEMARK OFFICE



Appeal Statistics

Patent Trial and Appeal Board
February 28, 2025



UNITED STATES
PATENT AND TRADEMARK OFFICE ®

Receipts & Dispositions

(Feb. 2025)

Technology Center	Starting Inventory	Appeals Filed	Affirmed	Affirmed -in-Part	Reversed	Panel Remand	Admin Remand	Dismissed	Appeals Decided	Ending Inventory	Inventory Change	% of Inventory
1600	445	40	25	2	6	0	0	1	34	451	▲ 6	9.3%
1700	879	56	38	3	21	0	0	0	62	873	▼ -6	18.1%
2100	424	36	14	3	9	0	1	1	28	432	▲ 8	8.9%
2400	342	28	20	3	4	0	0	0	27	343	▲ 1	7.1%
2600	302	21	11	1	5	0	0	0	17	306	▲ 4	6.3%
2800	358	29	11	5	10	0	0	0	26	361	▲ 3	7.5%
2900	18	0	2	0	1	0	0	0	3	15	▼ -3	0.3%
3600	1,035	59	68	10	15	0	0	1	94	1,000	▼ -35	20.7%
3700	1,021	63	35	9	15	0	0	1	60	1,024	▲ 3	21.2%
3900 (Ex Parte)	18	1	1	0	0	0	0	0	1	18	▬ 0	0.4%
3900 (Sup. Exam)	0	0	0	0	0	0	0	0	0	0	▬ 0	0.0%
3900 (Reissue)	12	0	3	0	2	0	0	0	5	7	▼ -5	0.1%
3900 (Regular)	2	0	0	0	0	0	0	0	0	2	▬ 0	0.0%
Board Total	4,856	333	228	36	88	0	1	4	357	4,832	▼ -24	100.0%

% Decisions

Affirmed	Affirmed-in-Part	Reversed	Panel Remand	Admin Remand	Dismissed
63.9%	10.1%	24.6%	0.0%	0.3%	1.1%



Receipts & Dispositions

(Fiscal Year through Feb. 28, 2025)

Technology Center	Starting Inventory	Appeals Filed	Affirmed	Affirmed -in-Part	Reversed	Panel Remand	Admin Remand	Dismissed	Appeals Decided	Ending Inventory	Inventory Change	% of Inventory
1600	442	164	93	7	51	0	0	4	155	451	▲ 9	9.3%
1700	843	283	152	19	78	0	0	4	253	873	▲ 30	18.1%
2100	367	199	78	15	36	0	3	2	134	432	▲ 65	8.9%
2400	323	138	69	12	37	0	0	0	118	343	▲ 20	7.1%
2600	257	127	56	6	16	0	0	0	78	306	▲ 49	6.3%
2800	346	130	54	13	48	0	0	0	115	361	▲ 15	7.5%
2900	28	4	13	0	4	0	0	0	17	15	▼ -13	0.3%
3600	1,072	332	320	19	63	0	1	1	404	1,000	▼ -72	20.7%
3700	951	312	130	38	69	0	1	1	239	1,024	▲ 73	21.2%
3900 (Ex Parte)	12	19	10	0	2	0	1	0	13	18	▲ 6	0.4%
3900 (Sup. Exam)	0	0	0	0	0	0	0	0	0	0	▬ 0	0.0%
3900 (Reissue)	7	12	7	0	5	0	0	0	12	7	▬ 0	0.1%
3900 (Regular)	2	0	0	0	0	0	0	0	0	2	▬ 0	0.0%
Board Total	4,650	1,720	982	129	409	0	6	12	1,538	4,832	▲ 182	100.0%

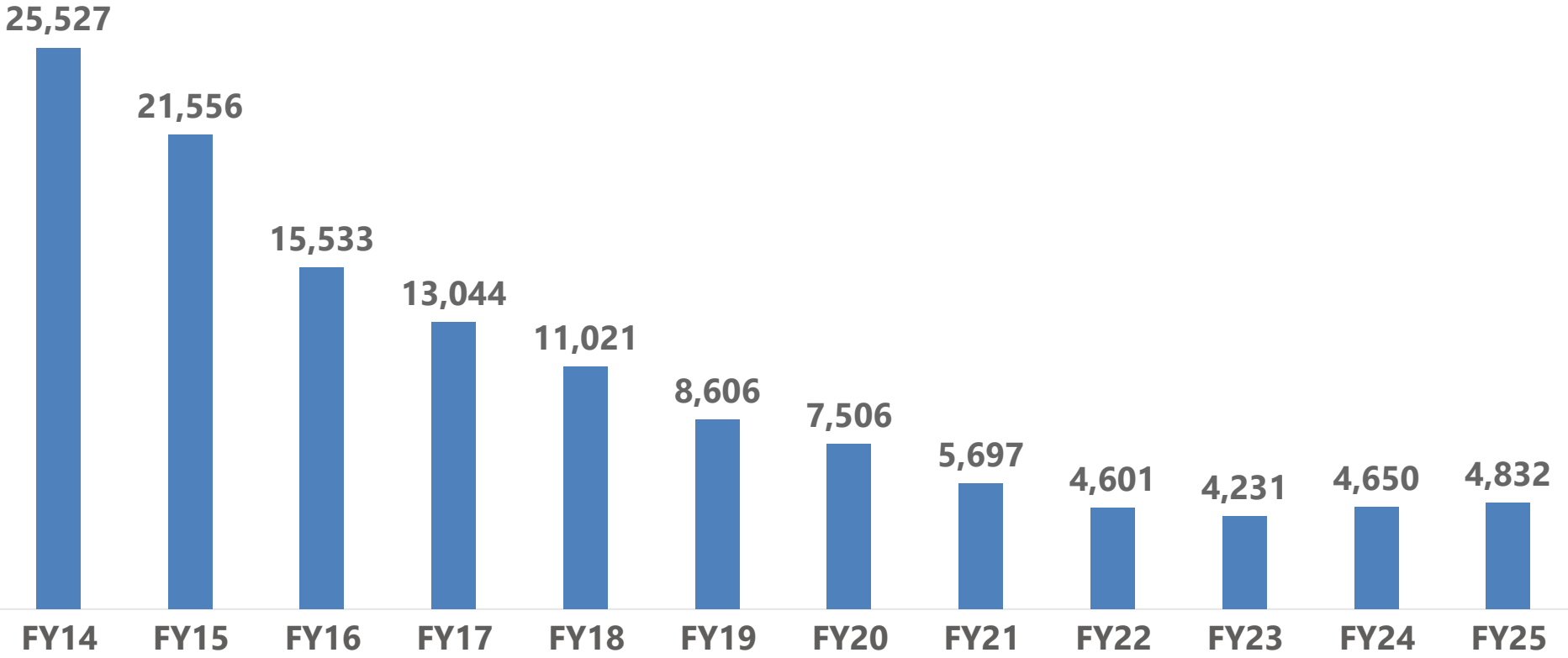
% Decisions

Affirmed	Affirmed-in-Part	Reversed	Panel Remand	Admin Remand	Dismissed
63.8%	8.4%	26.6%	0.0%	0.4%	0.8%



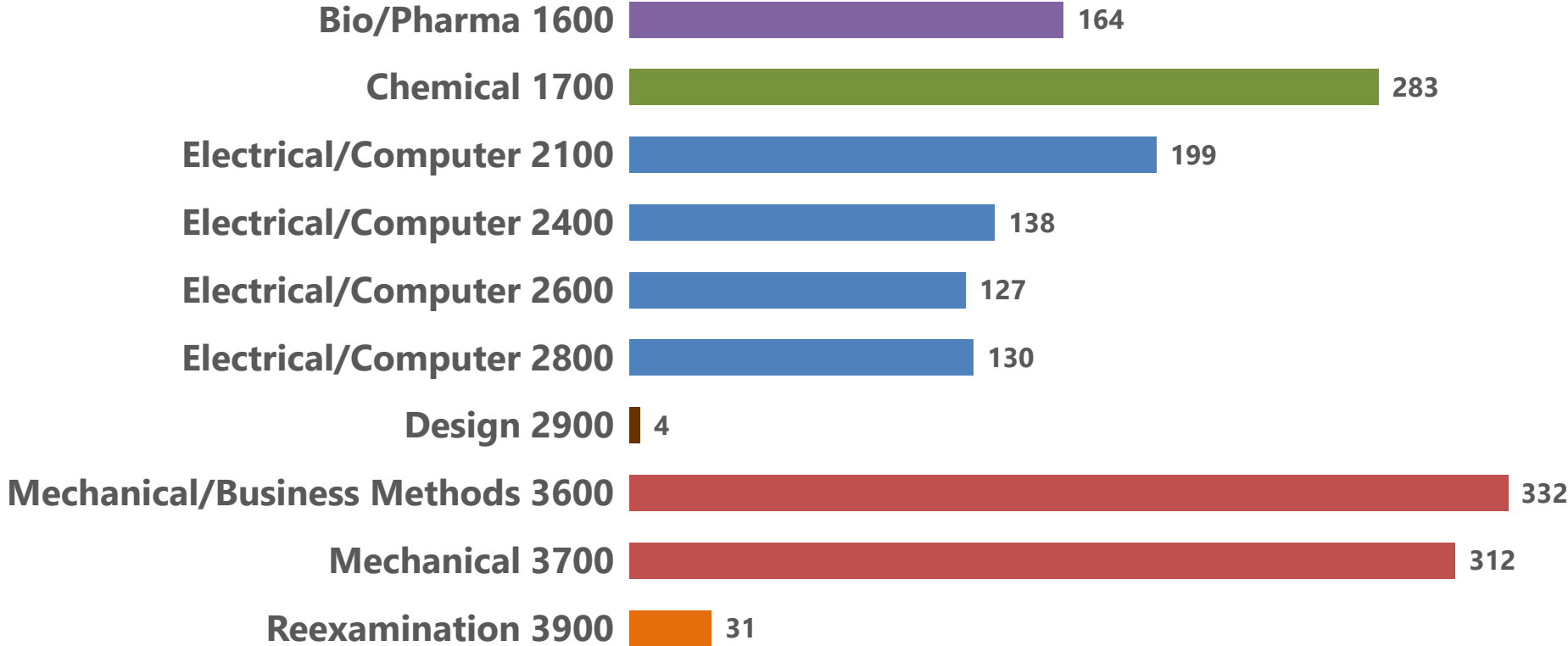
Pending Appeals FY14 to FY25

(Sept. 30, 2014 – Feb. 28, 2025)



Appeals Intake in FY25

(Oct. 2024 – Feb. 2025)

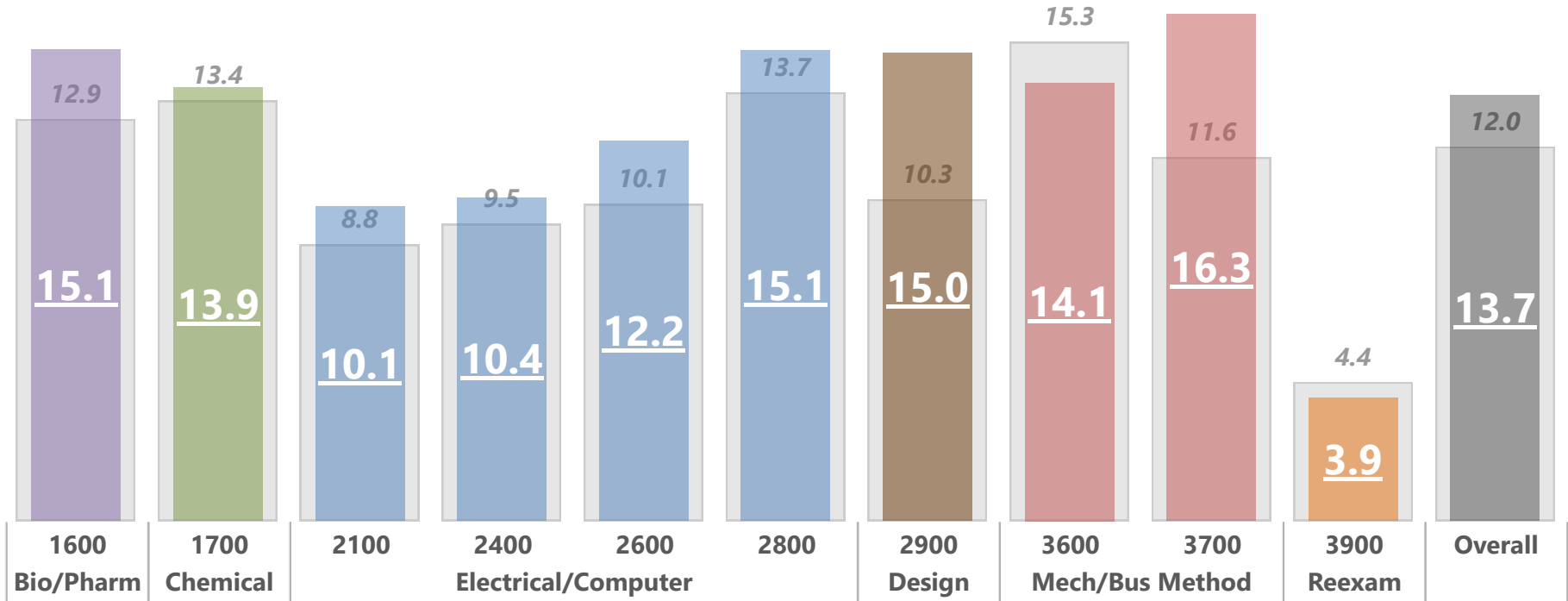


*The Central Reexamination Unit (TC 3900) includes ex parte reexams, inter partes reexams, supplemental examination reviews, regular and reissue cases from all technologies.



Pendency of Decided Appeals

Dec. 2024 – Feb. 2025 (color bars & white values) vs. Dec. 2023 – Feb. 2024 (gray bars & values)



Pendency is calculated as average months from Board receipt date to final decision for a three month period and compared to the same period the previous year.

Central Reexamination Unit (CRU/TC 3900) decisions include *ex parte* reexams, *inter partes* reexam, supplemental examination review, regular cases and most reissues from all technologies except design patent applications.



Appeals Outcomes in FY25

(Oct. 2024 – Feb. 2025)

