

UNITED STATES
PATENT AND TRADEMARK OFFICE



Appeal Statistics

Patent Trial and Appeal Board
December 31, 2024



UNITED STATES
PATENT AND TRADEMARK OFFICE ®

Receipts & Dispositions

(Dec. 2024)

Technology Center	Starting Inventory	Appeals Filed	Affirmed	Affirmed -in-Part	Reversed	Panel Remand	Admin Remand	Dismissed	Appeals Decided	Ending Inventory	Inventory Change	% of Inventory
1600	451	24	21	0	12	0	0	1	34	441	▼ -10	9.3%
1700	876	52	39	7	18	0	0	0	64	864	▼ -12	18.2%
2100	393	33	21	3	5	0	1	0	30	396	▲ 3	8.3%
2400	332	25	11	2	8	0	0	0	21	336	▲ 4	7.1%
2600	284	19	10	2	3	0	0	0	15	288	▲ 4	6.1%
2800	352	14	10	4	12	0	0	0	26	340	▼ -12	7.2%
2900	22	0	3	0	1	0	0	0	4	18	▼ -4	0.4%
3600	1,051	53	65	0	12	0	0	0	77	1,027	▼ -24	21.7%
3700	997	52	20	11	16	0	0	0	47	1,002	▲ 5	21.1%
3900 (Ex Parte)	13	8	0	0	1	0	0	0	1	20	▲ 7	0.4%
3900 (Sup. Exam)	0	0	0	0	0	0	0	0	0	0	▬ 0	0.0%
3900 (Reissue)	7	2	1	0	0	0	0	0	1	8	▲ 1	0.2%
3900 (Regular)	2	0	0	0	0	0	0	0	0	2	▬ 0	0.0%
Board Total	4,780	282	201	29	88	0	1	1	320	4,742	▼ -38	100.0%

% Decisions

Affirmed	Affirmed-in-Part	Reversed	Panel Remand	Admin Remand	Dismissed
62.8%	9.1%	27.5%	0.0%	0.3%	0.3%



Receipts & Dispositions

(Fiscal Year through Dec. 31, 2024)

Technology Center	Starting Inventory	Appeals Filed	Affirmed	Affirmed -in-Part	Reversed	Panel Remand	Admin Remand	Dismissed	Appeals Decided	Ending Inventory	Inventory Change	% of Inventory
1600	442	92	56	2	32	0	0	3	93	441	▼ -1	9.3%
1700	843	169	86	14	46	0	0	2	148	864	▲ 21	18.2%
2100	367	104	45	9	20	0	1	0	75	396	▲ 29	8.3%
2400	323	79	31	8	27	0	0	0	66	336	▲ 13	7.1%
2600	257	74	32	3	8	0	0	0	43	288	▲ 31	6.1%
2800	346	68	38	6	30	0	0	0	74	340	▼ -6	7.2%
2900	28	4	11	0	3	0	0	0	14	18	▼ -10	0.4%
3600	1,072	195	197	1	42	0	0	0	240	1,027	▼ -45	21.7%
3700	951	177	66	22	38	0	0	0	126	1,002	▲ 51	21.1%
3900 (Ex Parte)	12	12	2	0	2	0	0	0	4	20	▲ 8	0.4%
3900 (Sup. Exam)	0	0	0	0	0	0	0	0	0	0	▬ 0	0.0%
3900 (Reissue)	7	7	4	0	2	0	0	0	6	8	▲ 1	0.2%
3900 (Regular)	2	0	0	0	0	0	0	0	0	2	▬ 0	0.0%
Board Total	4,650	981	568	65	250	0	1	5	889	4,742	▲ 92	100.0%

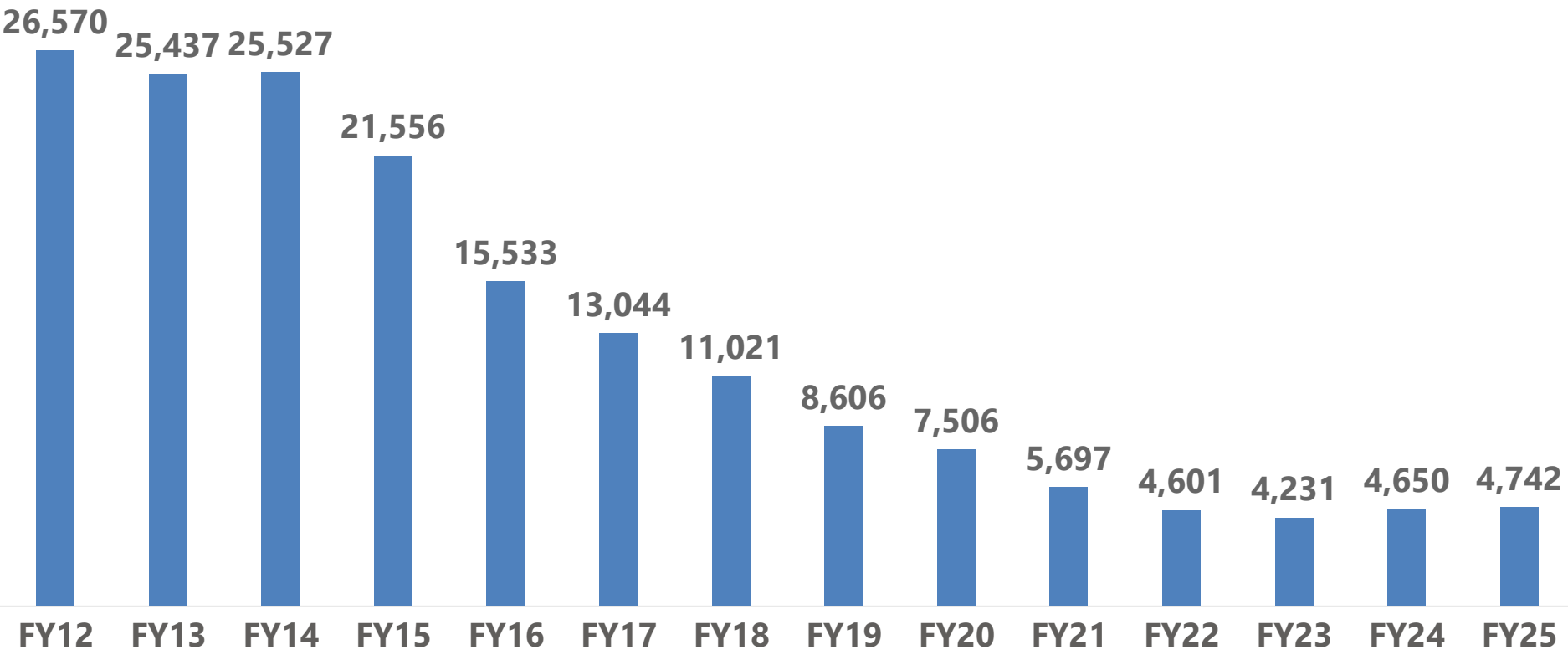
% Decisions

Affirmed	Affirmed-in-Part	Reversed	Panel Remand	Admin Remand	Dismissed
63.9%	7.3%	28.1%	0.0%	0.1%	0.6%



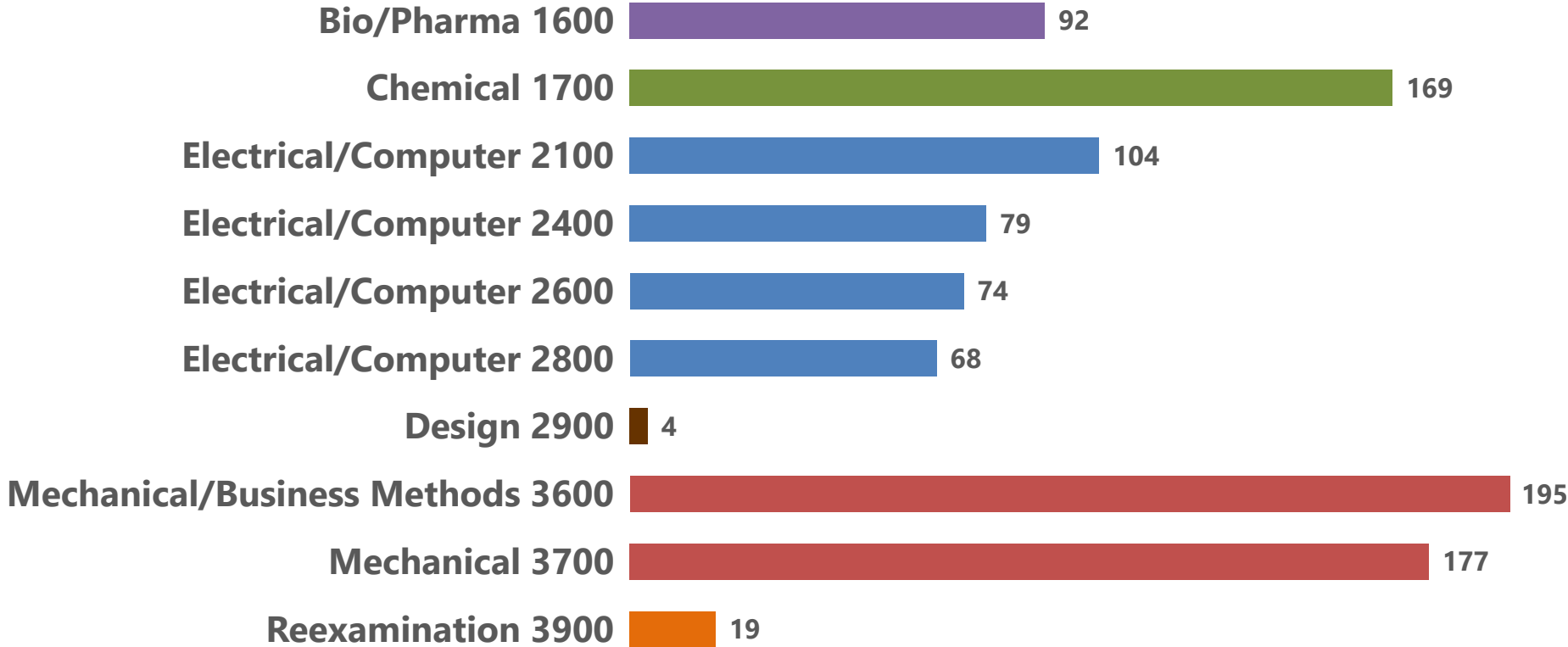
Pending Appeals FY12 to FY25

(Sept. 30, 2012 – Dec. 31, 2024)



Appeals Intake in FY25

(Oct. 2024 – Dec. 2024)

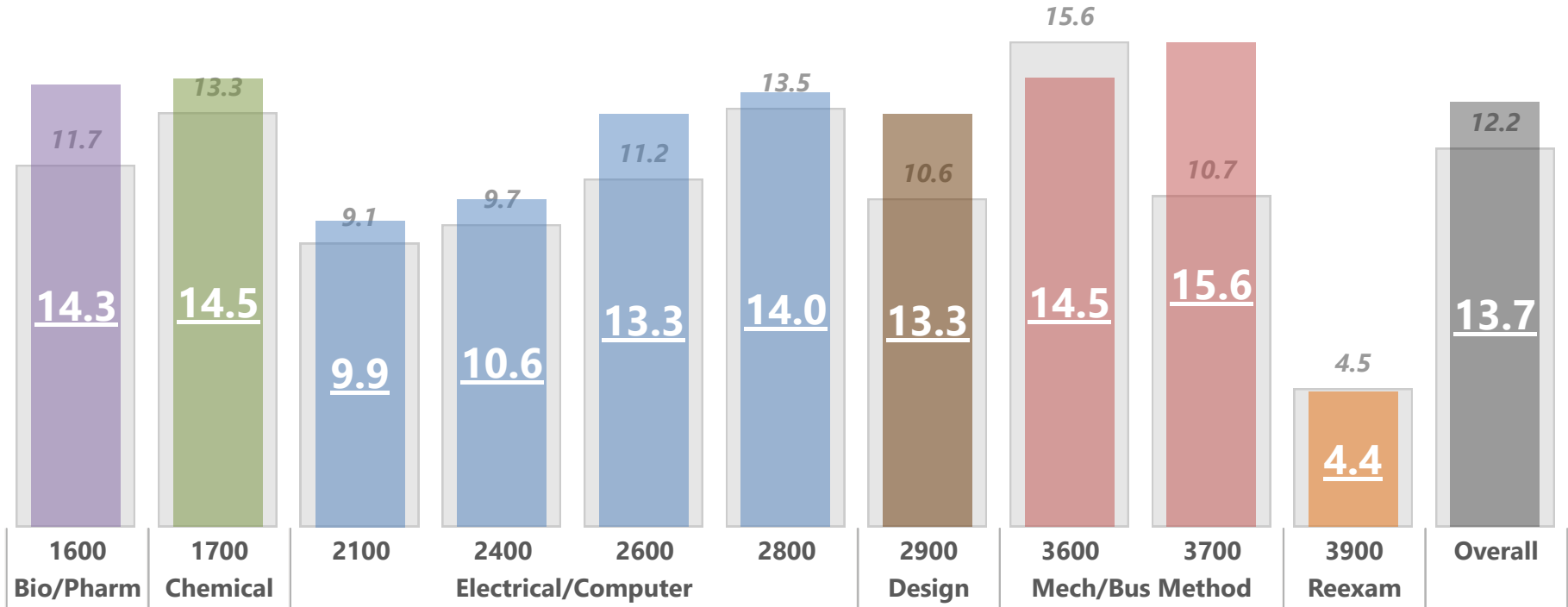


*The Central Reexamination Unit (TC 3900) includes ex parte reexams, inter partes reexams, supplemental examination reviews, regular and reissue cases from all technologies.



Pendency of Decided Appeals

Oct. 2024 – Dec. 2024 (color bars & white values) vs. Oct. 2023 – Dec. 2023 (gray bars & values)



Pendency is calculated as average months from Board receipt date to final decision for a three month period and compared to the same period the previous year.

Central Reexamination Unit (CRU/TC 3900) decisions include *ex parte* reexams, *inter partes* reexam, supplemental examination review, regular cases and most reissues from all technologies except design patent applications.



Appeals Outcomes in FY25

(Oct. 2024 – Dec. 2024)

