

Hello PRPS users,

You may have received an email notification because you are a registered user of the USPTO's Patent Review Processing System (PRPS). PRPS will be replaced with a new system in the near future. In order to have access to the new USPTO system you will have to validate your PRPS user profile. The steps to validate your profile have been outlined below.

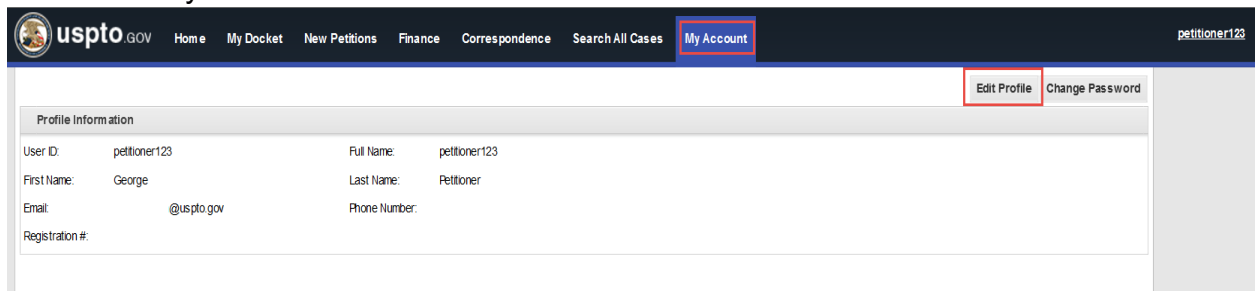
What you need to do:

- PRPS users should ensure that their user profile in PRPS is updated with their unique email address.
- The email address should be associated with your name and not another individual's name or a shared email address.
- This email address will be linked with other USPTO systems and will become the user identification when logging into USPTO systems.

Login Instructions:

In order to update your email address, login to the [PRPS system](#)

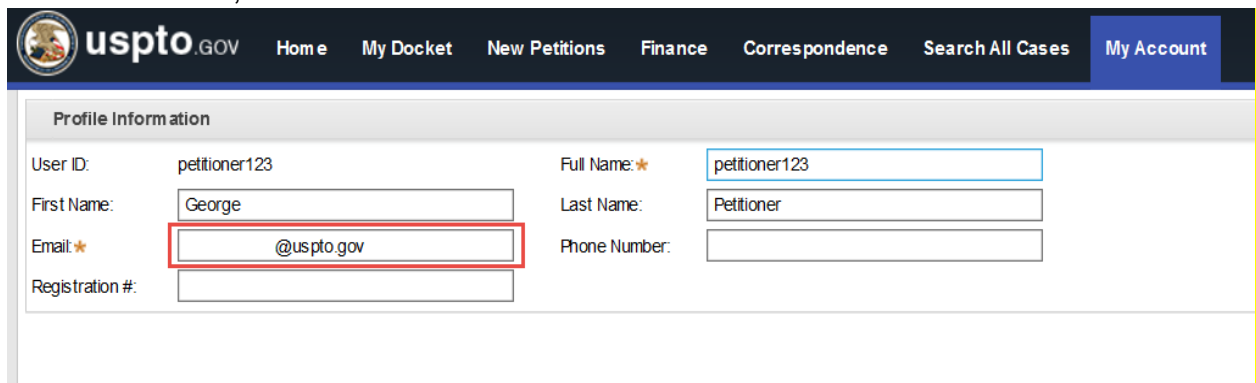
1. Go to the "My Account" tab and click on the "Edit Profile" button



The screenshot shows the USPTO website's "My Account" page. The navigation bar includes "uspto.GOV", "Home", "My Docket", "New Petitions", "Finance", "Correspondence", "Search All Cases", and "My Account" (highlighted). The user's name "petitioner123" is visible in the top right. Below the navigation bar, there are two buttons: "Edit Profile" (highlighted with a red box) and "Change Password". The main content area is titled "Profile Information" and displays the following details:

User ID:	petitioner123	Full Name:	petitioner123
First Name:	George	Last Name:	Petitioner
Email:	@uspto.gov	Phone Number:	
Registration #:			

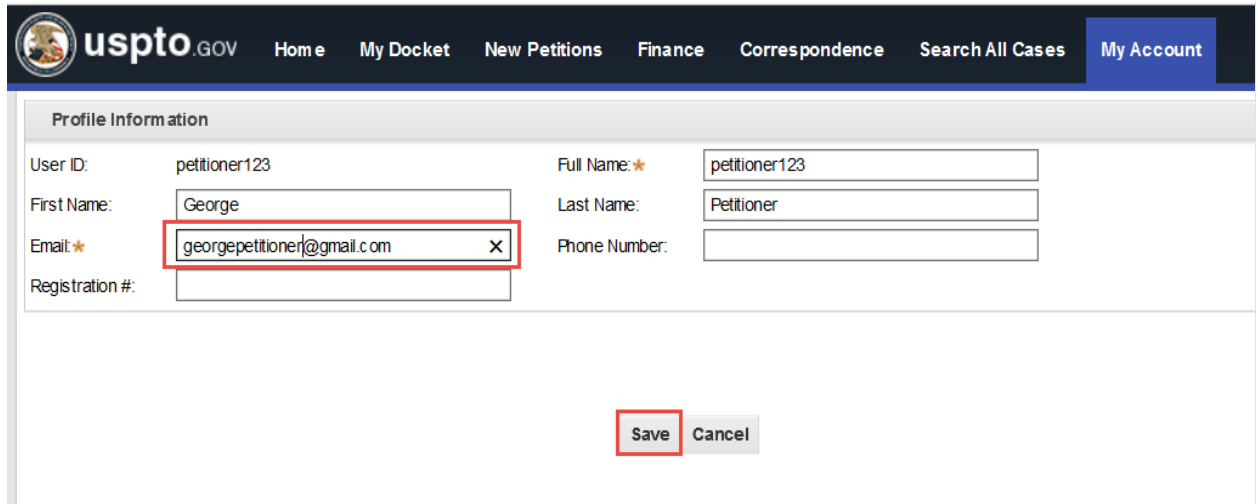
2. In the email box, ensure that the user's email address is correct.



The screenshot shows the USPTO website's "My Account" page with the "Edit Profile" form. The navigation bar is the same as in the previous screenshot. The "Profile Information" section contains the following form fields:

User ID:	petitioner123	Full Name: *	<input type="text" value="petitioner123"/>
First Name:	<input type="text" value="George"/>	Last Name:	<input type="text" value="Petitioner"/>
Email *	<input style="border: 2px solid red;" type="text" value="@uspto.gov"/>	Phone Number:	<input type="text"/>
Registration #:	<input type="text"/>		

3. If not, then update the email address and click on the “Save” button



The screenshot shows the USPTO profile information page. The navigation bar includes the USPTO logo, 'uspto.GOV', and links for 'Home', 'My Docket', 'New Petitions', 'Finance', 'Correspondence', 'Search All Cases', and 'My Account'. The 'Profile Information' section contains the following fields:

User ID:	petitioner123	Full Name:★	petitioner123
First Name:	George	Last Name:	Petitioner
Email:★	georgepetitioner@gmail.com	Phone Number:	
Registration #:			

At the bottom of the form, there are two buttons: 'Save' and 'Cancel'. The 'Save' button is highlighted with a red box.

If you have any questions or need to reset your current password in PRPS, please email Trials@uspto.gov or contact the Patent Trial and Appeal Board at 571-272-7822.