

UNITED STATES
PATENT AND TRADEMARK OFFICE



Appeal Statistics

Patent Trial and Appeal Board
November 30, 2024



UNITED STATES
PATENT AND TRADEMARK OFFICE ®

Receipts & Dispositions

(Nov. 2024)

Technology Center	Starting Inventory	Appeals Filed	Affirmed	Affirmed -in-Part	Reversed	Panel Remand	Admin Remand	Dismissed	Appeals Decided	Ending Inventory	Inventory Change	% of Inventory
1600	444	48	26	1	12	0	0	2	41	451	▲ 7	9.4%
1700	850	66	24	2	12	0	0	2	40	877	▲ 26	18.3%
2100	374	40	12	3	6	0	0	0	21	393	▲ 19	8.2%
2400	323	30	8	4	9	0	0	0	21	332	▲ 9	6.9%
2600	266	31	10	0	3	0	0	0	13	284	▲ 18	5.9%
2800	351	24	15	1	7	0	0	0	23	352	▲ 1	7.4%
2900	30	0	6	0	2	0	0	0	8	22	▼ -8	0.5%
3600	1,038	89	60	1	15	0	0	0	76	1,051	▲ 13	22.0%
3700	961	69	20	7	6	0	0	0	33	996	▲ 36	20.8%
3900 (Ex Parte)	13	3	2	0	1	0	0	0	3	13	▬ 0	0.3%
3900 (Sup. Exam)	0	0	0	0	0	0	0	0	0	0	▬ 0	0.0%
3900 (Reissue)	6	4	2	0	1	0	0	0	3	7	▲ 1	0.1%
3900 (Regular)	2	0	0	0	0	0	0	0	0	2	▬ 0	0.0%
Board Total	4,658	404	185	19	74	0	0	4	282	4,780	▲ 122	100.0%

% Decisions

Affirmed	Affirmed-in-Part	Reversed	Panel Remand	Admin Remand	Dismissed
65.6%	6.7%	26.2%	0.0%	0.0%	1.4%



Receipts & Dispositions

(Fiscal Year through Nov. 30, 2024)

Technology Center	Starting Inventory	Appeals Filed	Affirmed	Affirmed -in-Part	Reversed	Panel Remand	Admin Remand	Dismissed	Appeals Decided	Ending Inventory	Inventory Change	% of Inventory
1600	442	68	35	2	20	0	0	2	59	451	▲ 9	9.4%
1700	843	117	47	7	28	0	0	2	84	877	▲ 33	18.3%
2100	367	71	24	6	15	0	0	0	45	393	▲ 26	8.2%
2400	323	54	20	6	19	0	0	0	45	332	▲ 9	6.9%
2600	257	55	22	1	5	0	0	0	28	284	▲ 27	5.9%
2800	346	54	28	2	18	0	0	0	48	352	▲ 6	7.4%
2900	28	4	8	0	2	0	0	0	10	22	▼ -6	0.5%
3600	1,072	142	132	1	30	0	0	0	163	1,051	▼ -21	22.0%
3700	951	125	46	11	22	0	0	0	79	996	▲ 46	20.8%
3900 (Ex Parte)	12	4	2	0	1	0	0	0	3	13	▲ 1	0.3%
3900 (Sup. Exam)	0	0	0	0	0	0	0	0	0	0	▬ 0	0.0%
3900 (Reissue)	7	5	3	0	2	0	0	0	5	7	▬ 0	0.1%
3900 (Regular)	2	0	0	0	0	0	0	0	0	2	▬ 0	0.0%
Board Total	4,650	699	367	36	162	0	0	4	569	4,780	▲ 130	100.0%

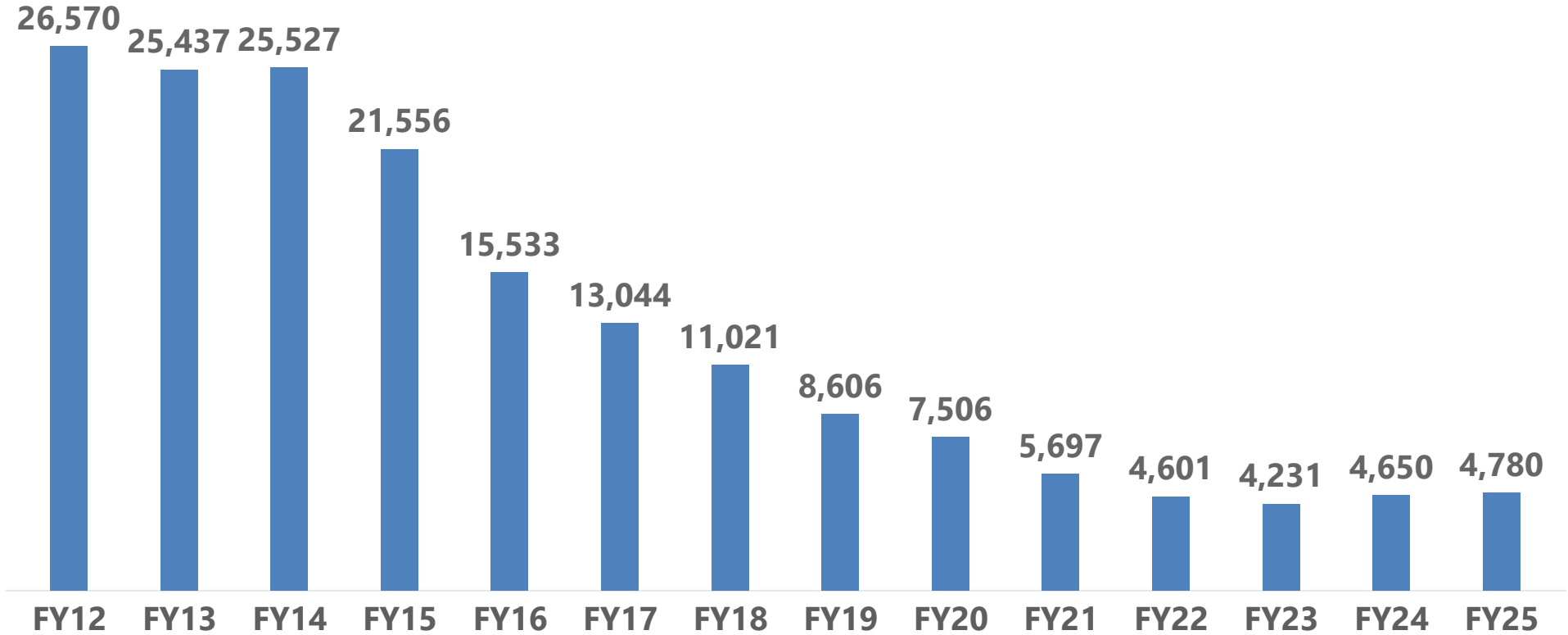
% Decisions

Affirmed	Affirmed-in-Part	Reversed	Panel Remand	Admin Remand	Dismissed
64.5%	6.3%	28.5%	0.0%	0.0%	0.7%



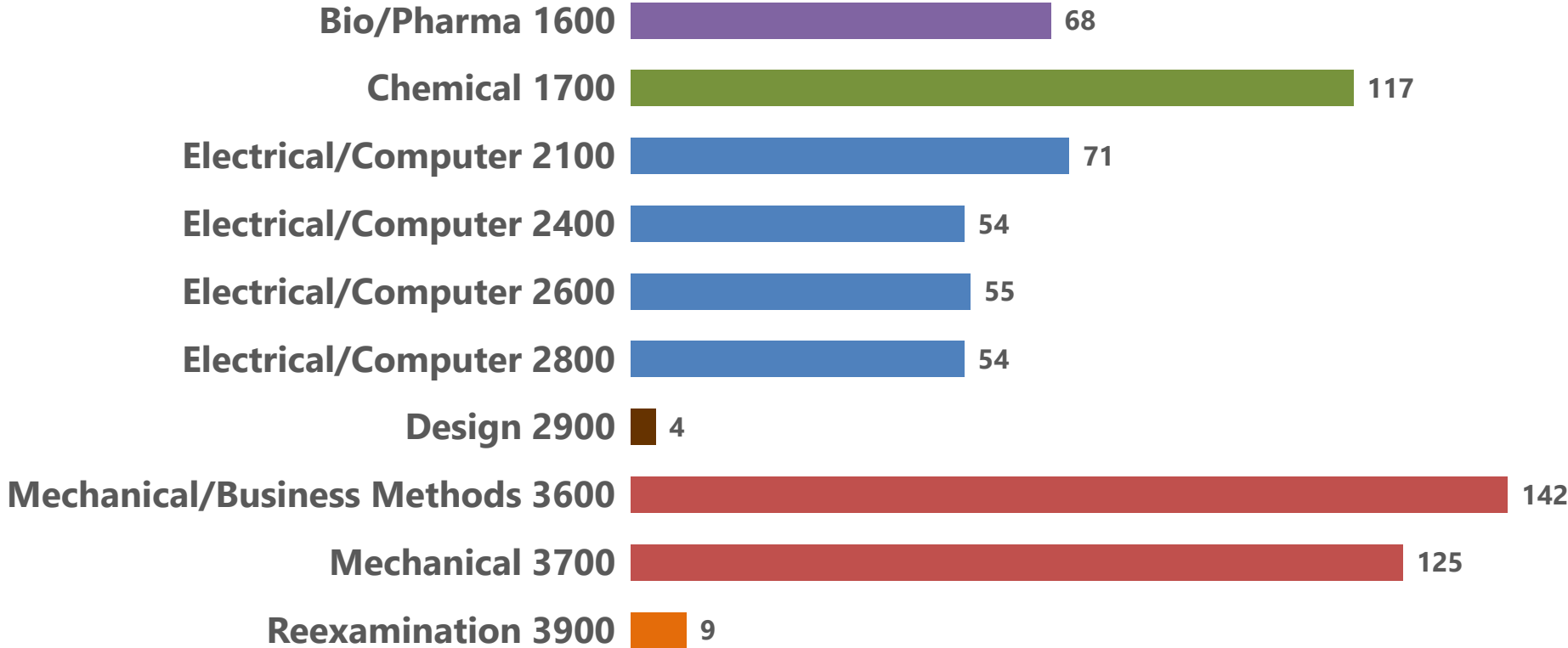
Pending Appeals FY12 to FY25

(Sept. 30, 2012 – Nov. 30, 2024)



Appeals Intake in FY25

(Oct. 2024 – Nov. 2024)

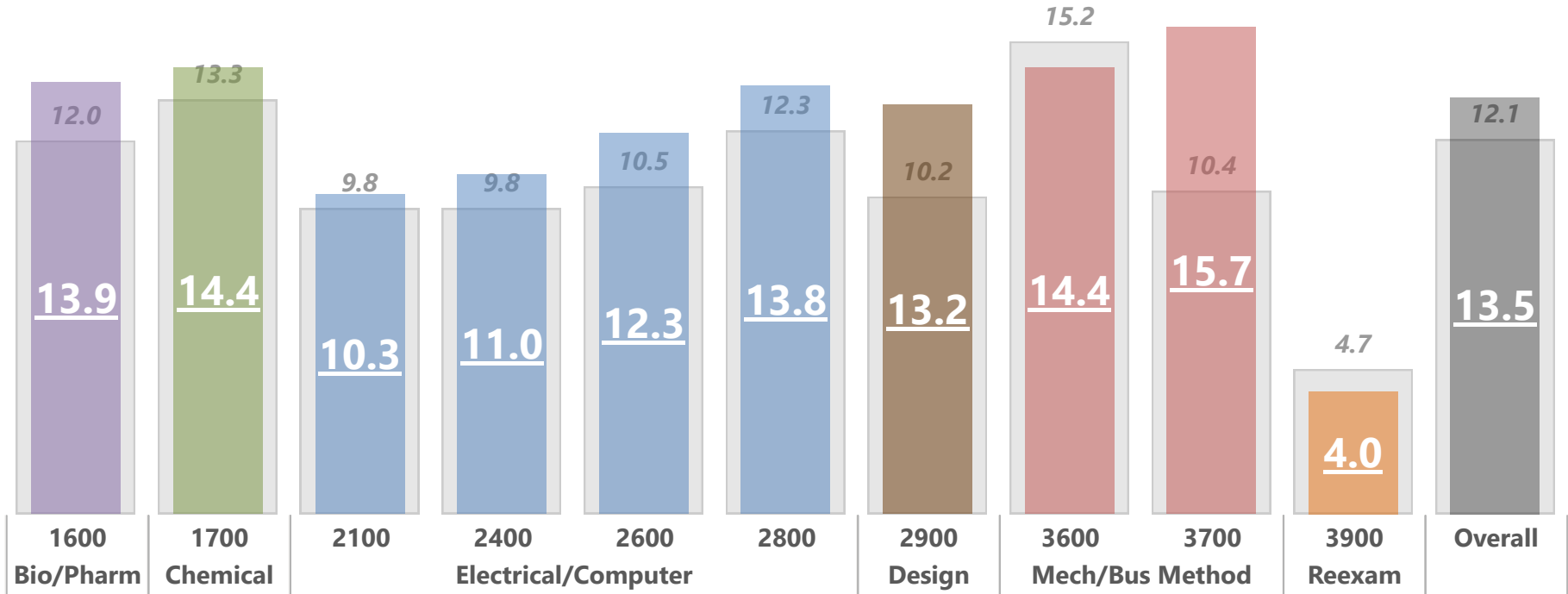


*The Central Reexamination Unit (TC 3900) includes ex parte reexams, inter partes reexams, supplemental examination reviews, regular and reissue cases from all technologies.



Pendency of Decided Appeals

Sept. 2024 – Nov. 2024 (color bars & white values) vs. Sept. 2023 – Nov. 2023 (gray bars & values)



Pendency is calculated as average months from Board receipt date to final decision for a three month period and compared to the same period the previous year.

Central Reexamination Unit (CRU/TC 3900) decisions include *ex parte* reexams, *inter partes* reexam, supplemental examination review, regular cases and most reissues from all technologies except design patent applications.



Appeals Outcomes in FY25

(Oct. 2024 – Nov. 2024)

