



United States Patent and Trademark Office

FY 2009 Fee Collections Update

As of May 31, 2009

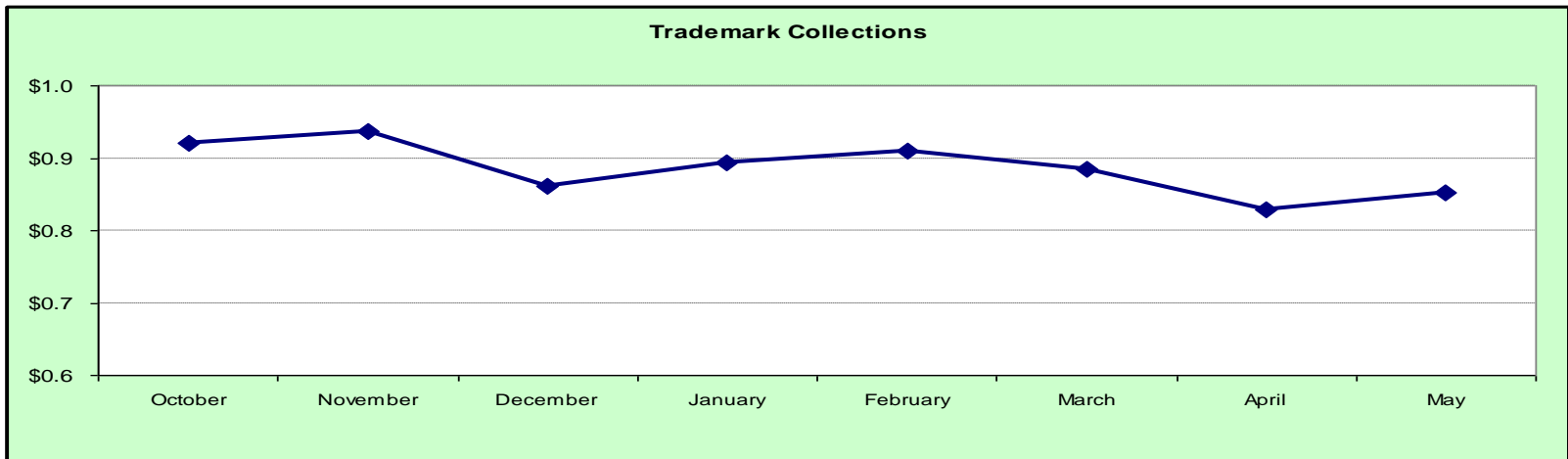
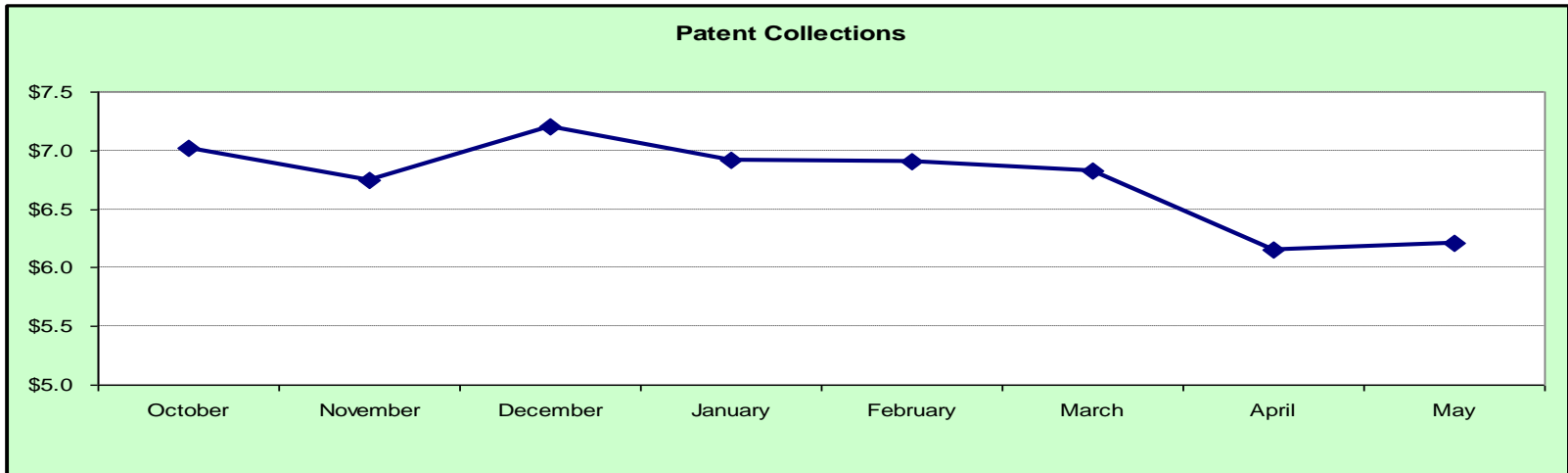
Presented to:

Patent Public Advisory Committee

June 18, 2009

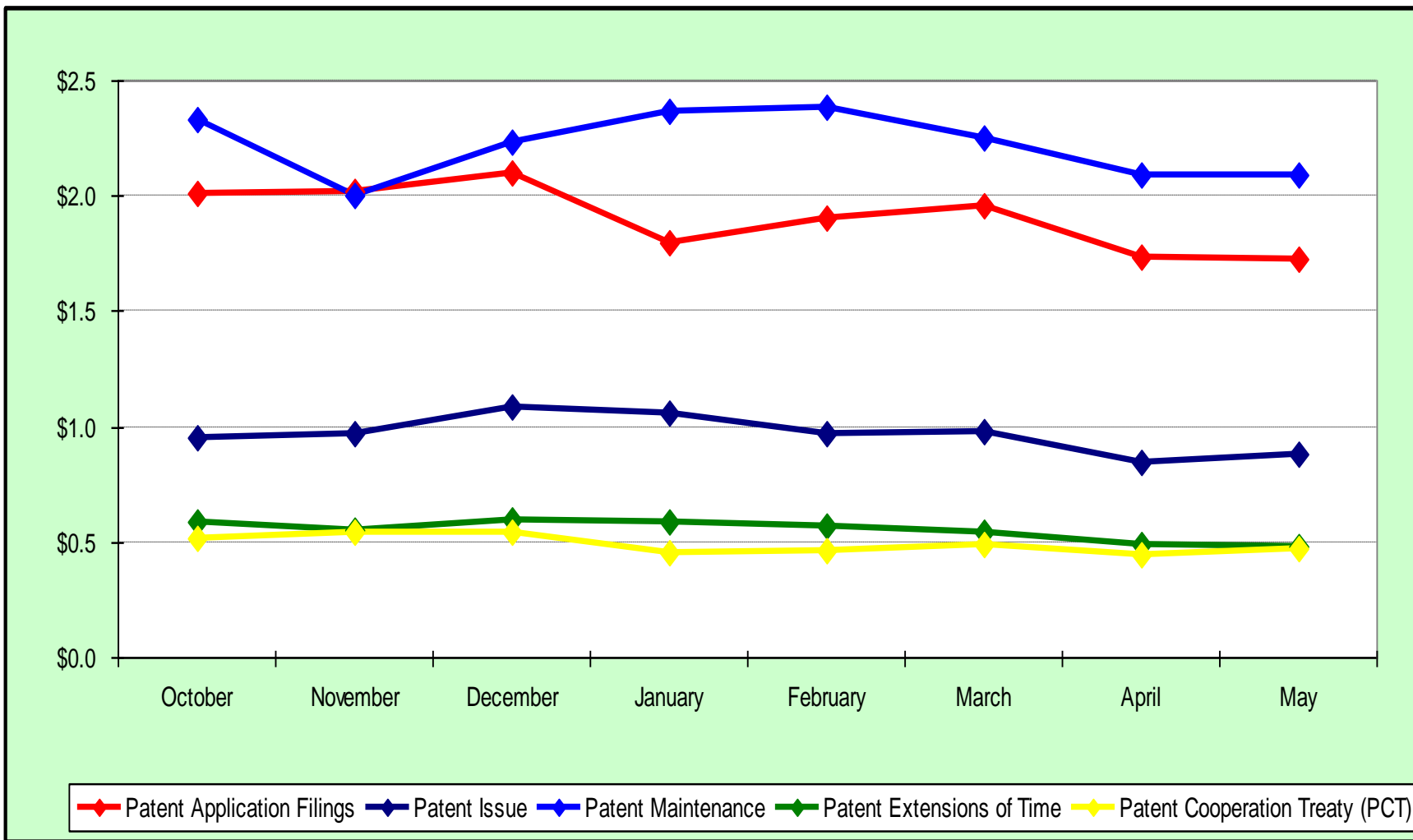


Average Workday Fee Collections *by Month*





Average Workday Fee Collections *by Month*





Assessments on the Customer Behavior

Our stakeholders and customers have provided the following assessments of the current and near term expectations on fee collections:

IPO and AIPLA Survey of Filing Trends 2009

- 2009 Patent Filings: Overall response decrease (48%), unchanged (27%), and increase (25%) filing levels
- 2010 Patent Filings: Overall responses increase (41%) or unchanged (40%) filing levels
- Maintenance Fees: Most prevalent responses are unchanged (46%) or decrease (36%) renewals
- Extension Fees: Most prevalent responses unchanged (55%) or decreases (39%) requests
- RCEs: Overall responses unchanged (62%) or decrease (26%) filing levels
- Appeals: Most prevalent responses unchanged (58%) or increase (26%) requests
- PCT (USPTO is receiving office): Overall responses unchanged (58%) or decrease (26%) filing levels
- Trademark Filings: Overall responses unchanged (54%) or decrease (26%) filing levels

Interviews with Bulk Payment Organizations

- Patent holders are carefully managing their budgets, and renewing less patents. A sharp decline of renewals is anticipated for the fourth quarter of the fiscal year

International Intellectual Property Offices

- Globally offices are experiencing declines in patenting activity