



UNITED STATES PATENT AND TRADEMARK OFFICE

PPAC **Patents Operations Update**

Peggy Focarino
Deputy Commissioner for Patents
April 29, 2010
(Public Session)



Dashboard

			1st Quarter			2nd Quarter
	Oct-09	Nov-09	Dec-09	Jan-10	Feb-10	Mar-10
Total UPR Filings	37,786	36,551	41,895	33,027	36,490	44,543
RCE Filings	11,292	11,595	10,146	10,665	12,329	13,737
2nd and subsequent RCE Filings	3,278	3,470	2,924	3,160	3,858	4,326
% RCE of Total	29.9%	31.7%	24.2%	32.3%	33.8%	30.8%
Actions per disposal	2.18	2.27	2.29	2.28	2.27	2.34
Reissue Filings	64	47	44	39		
Allow & Final Comp Rate (12 month rolling avg)			94.5%			94.4%
Non Final Comp Rate (12 month rolling avg)			94.1%			95.7%
Number of Pending Printer Rushes	3,970	3,064	4,252	3,128	3,652	2,923
UPR Allowance rate *	41.3%	43.3%	44.3%	44.0%	43.7%	44.2%
Allowance rate without RCE abandonments *	56.4%	57.4%	57.1%	57.1%	57.3%	58.3%
Number of Allowances *	23,461	42,911	69,599	79,056	95,601	115,322
UPR Backlog	722,835	724,458	731,399	735,691	739,243	728,323
RCE Backlog	17,763	18,114	14,226	15,978	18,480	22,009
RCE to FAOM (months)	2.07	2.05	2.05	2.05	2.05	2.01

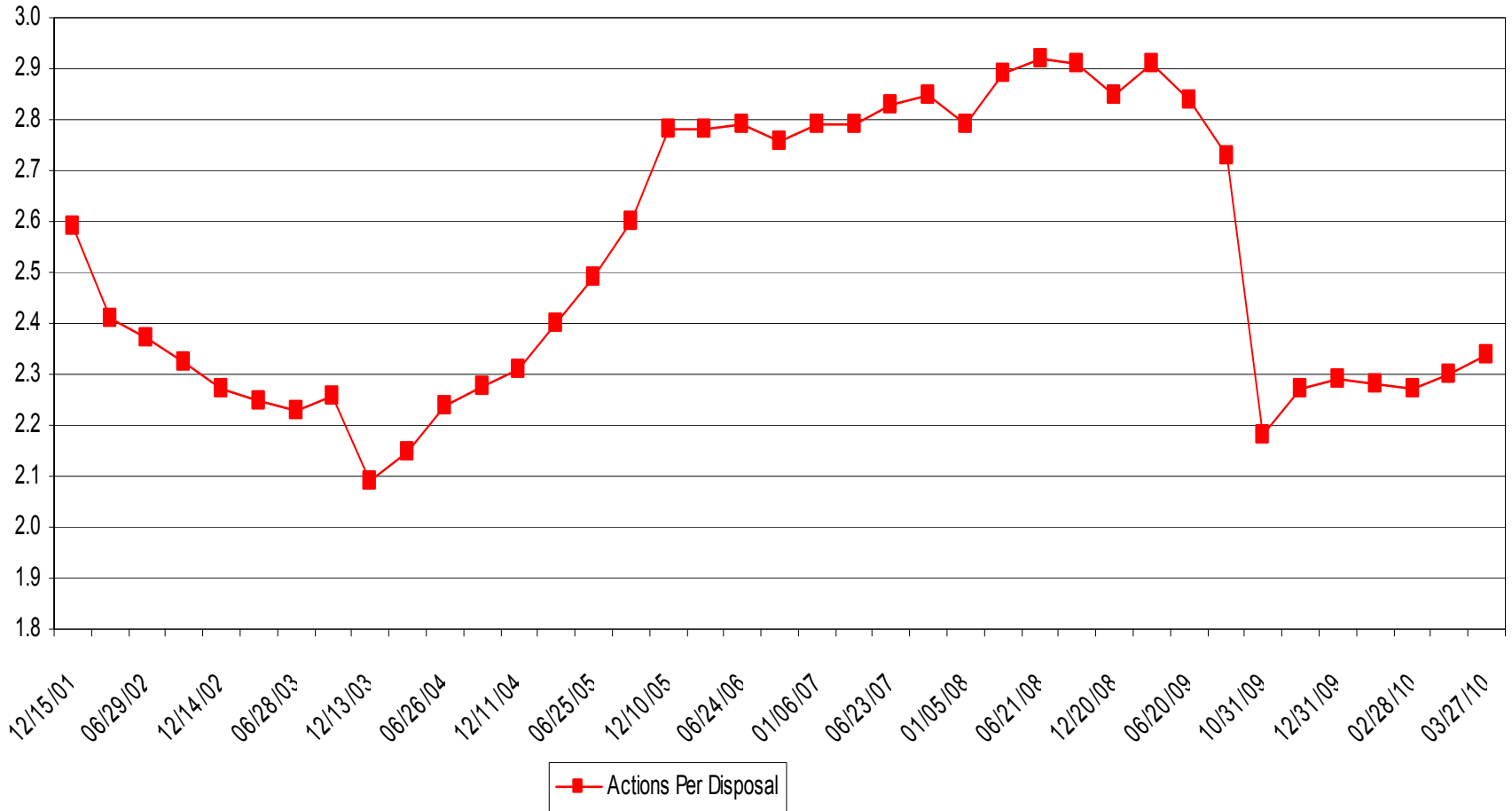


Dashboard

	Oct-09	Nov-09	Dec-09	Jan-10	Feb-10	Mar-10
Months of Inventory	26.1	26.1	25.9	25.8	26.0	27.2
UPR Pendency FA (months)	26.1	26.1	25.9	25.8	26.0	27.2
Total Pendency (RCE reset)	34.5	34.7	34.8	34.6	34.7	34.6
Rexam FA Pendency (months)			6.5			
Green Tech Petitions received			478	198	124	76
Green Tech Petitions approved %				10.4%	39.8%	35.90%
Exchange Petitions received *				16	14	2
Office of Petitions Pendency (months)			3.1			
UPR Examiner Staff	6,126	6,107	6,093	6,068	6,060	6,046
Examiner Attritions (less transfers & retirees)	26	11	12	20	11	17
Percent of Staff attrited	0.42%	0.18%	0.20%	0.33%	0.18%	0.28%
UPR Production Units	29,985	36,661	42,235	48,379	33,184	41,433
UPR Production units per Examiner	4.89	6.00	6.93	7.97	5.48	6.85
Design Filings ~	2,317	2,135	2,480	2,248	2,013	2,738
Design Backlog ~	17,409	17,297	17,257	17,573	17,773	17,466
Amendment Processing Time (days)	29.6	27.5	27.0	28.4	29.0	29.3

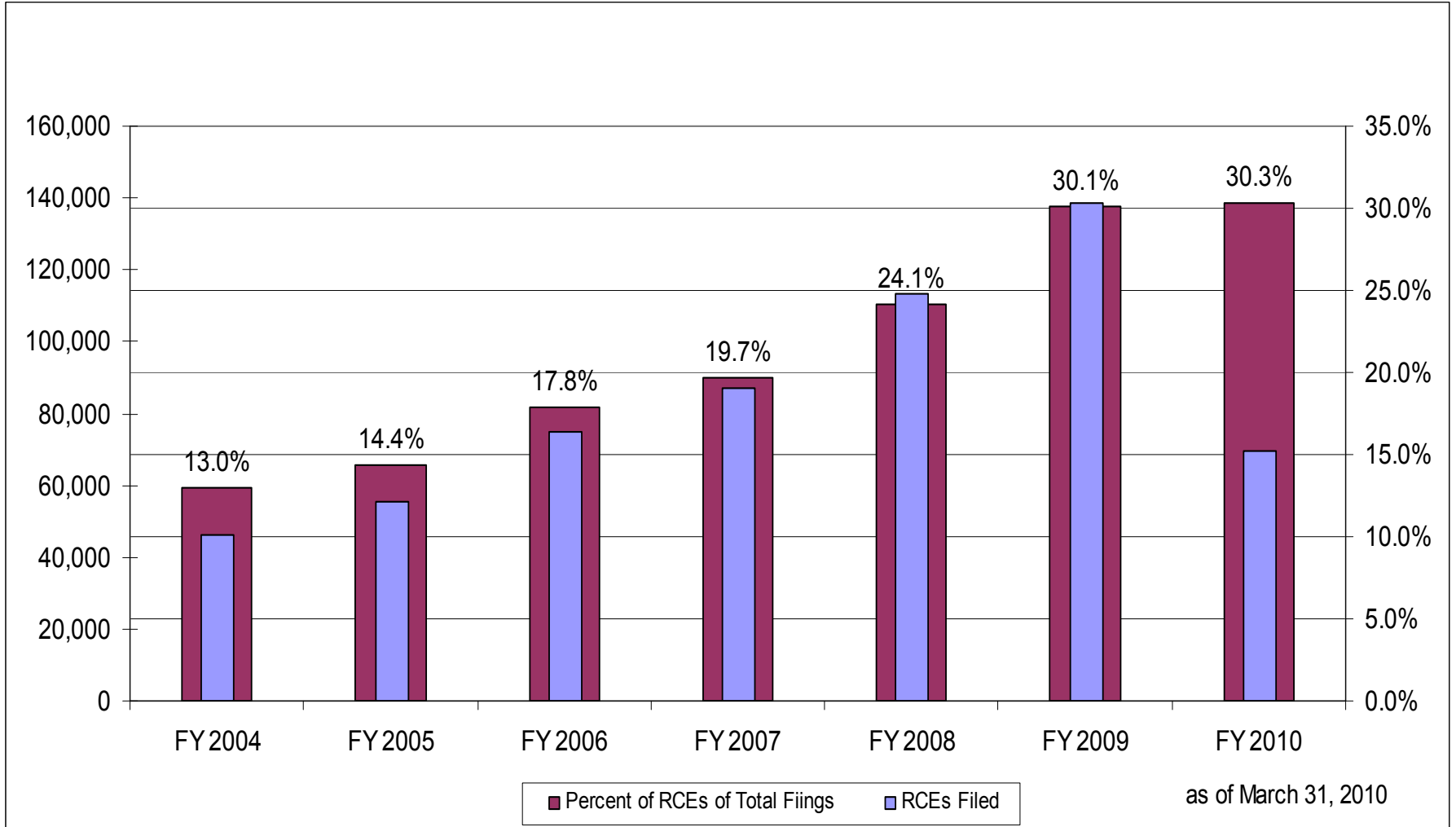


Actions Per Disposal FY 2002 – FY 2010 (year-to-date)



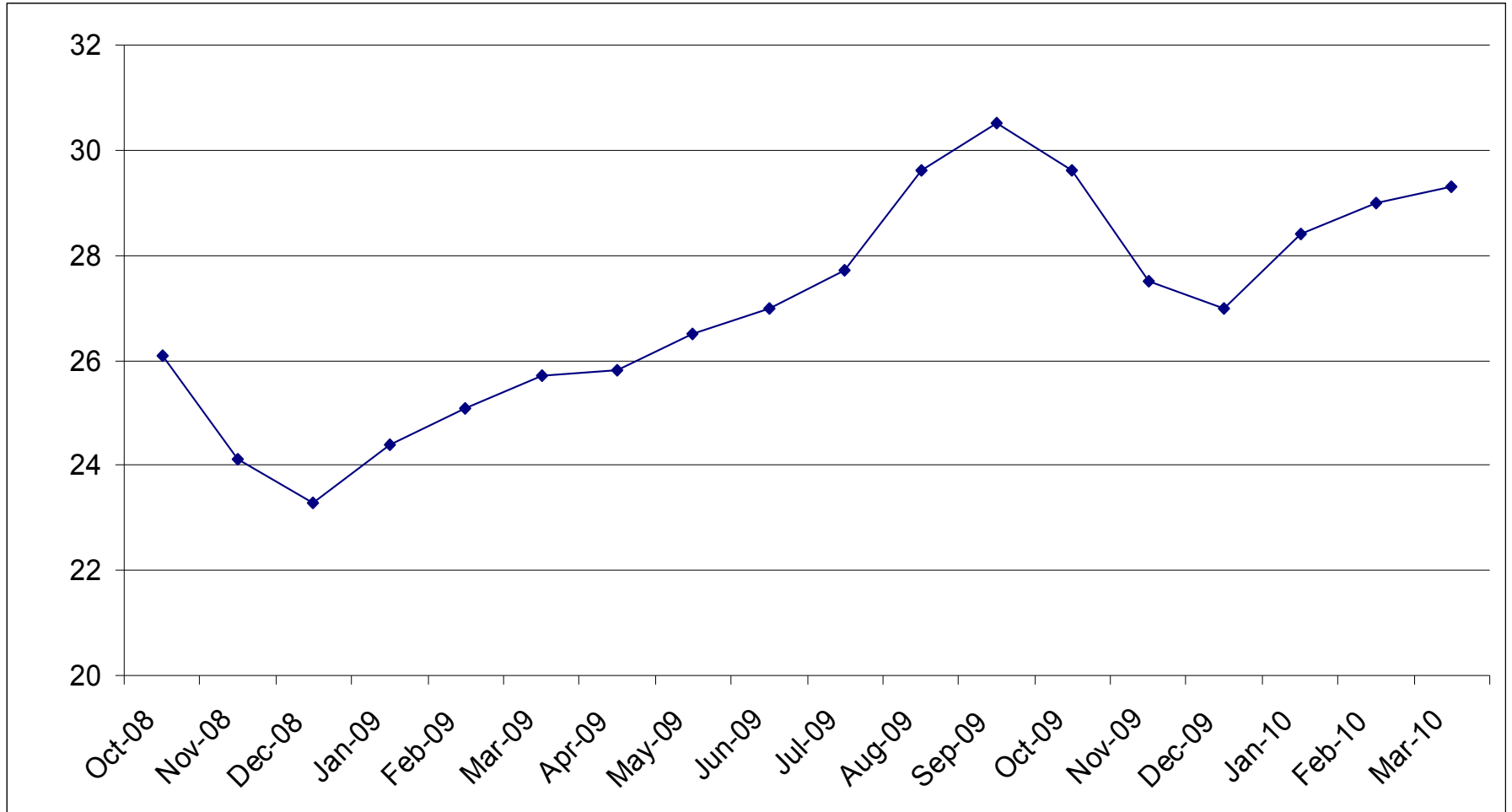


RCE Filings





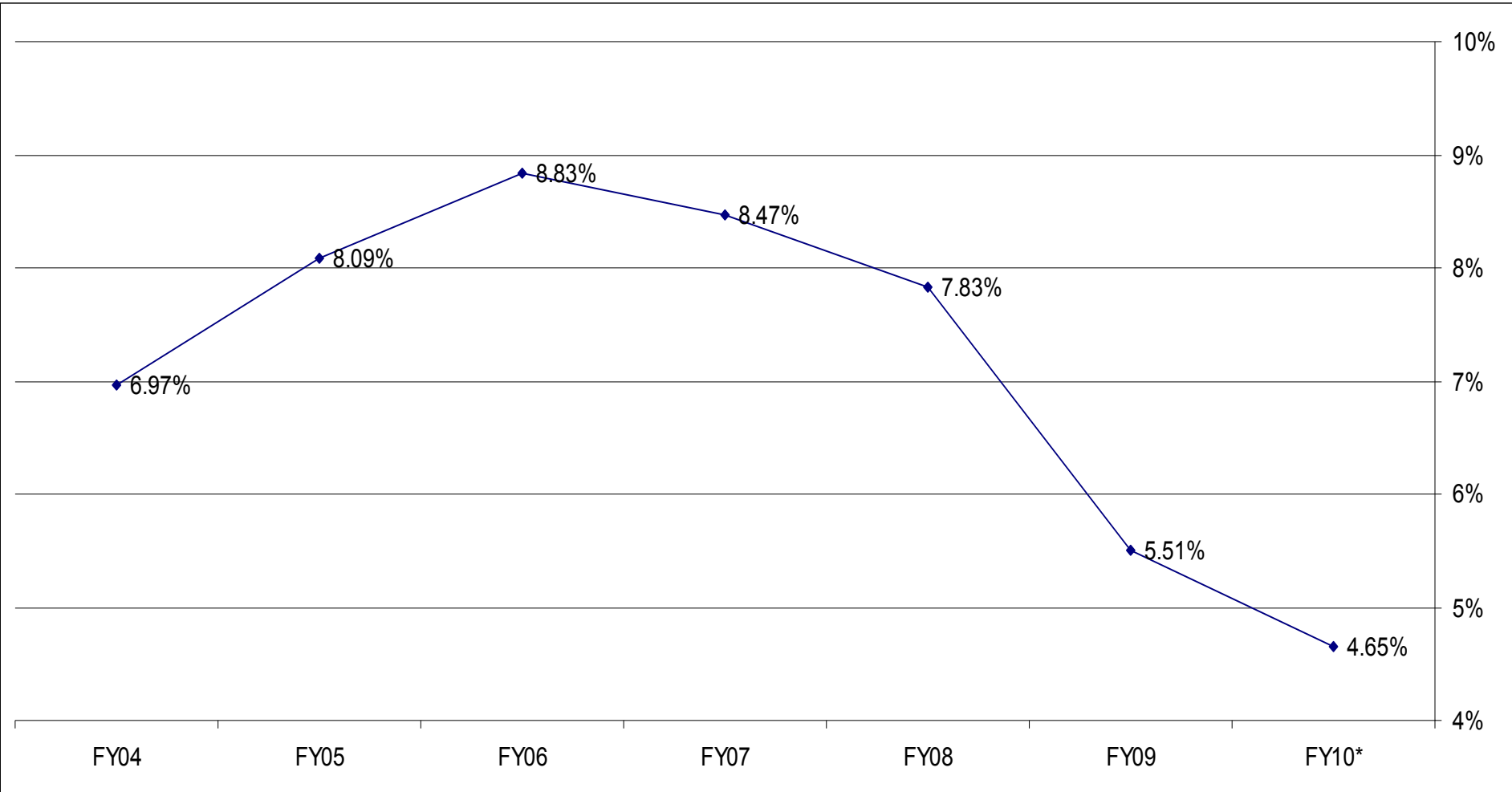
Amendment Processing Time (days)





Percent Examiner Attrition

(Less Transfers and Retirees)



*12 month avg



For questions or comments:

Peggy Focarino

Deputy Commissioner for Patents

peggy.focarino@uspto.gov

571-272-8800