



US00D332782S

United States Patent [19]

[11] Patent Number: Des. 332,782

Kikuchi et al.

[45] Date of Patent: ** Jan. 26, 1993

[54] LAPTOP COMPUTER

[75] Inventors: Akira Kikuchi; Masahiro Suzuki; Toru Ichihashi, all of Tokyo, Japan

[73] Assignee: NEC Corporation, Tokyo, Japan

[**] Term: 14 Years

[21] Appl. No.: 603,824

[22] Filed: Oct. 24, 1990

[30] Foreign Application Priority Data

May 31, 1990 [JP] Japan 2-18271

[52] U.S. Cl. D14/106

[58] Field of Search D14/100, 101, 106, 113, D14/115; D18/1, 7; 235/145 A, 145 R; 340/700, 706, 707, 712; 341/22, 23; 364/708, 709; 361/390

[56] References Cited

U.S. PATENT DOCUMENTS

- D. 310,353 9/1990 Sugano et al. D14/106
- D. 311,906 11/1990 Iino D14/106
- D. 316,706 5/1991 Imamura et al. D14/106
- D. 326,650 6/1992 Iino D14/106

FOREIGN PATENT DOCUMENTS

- 763838 6/1989 Japan D14/106
- 763840 7/1990 Japan D14/106

Primary Examiner—Wallace R. Burke
Assistant Examiner—Freda S. Nunn
Attorney, Agent, or Firm—Sughrue, Mion, Zinn, Macpeak & Seas

[57] CLAIM

The ornamental design for a laptop computer, as shown and described.

DESCRIPTION

FIG. 1 is a front, top and right side perspective view of a laptop computer showing our new design; FIG. 2 is a right side elevational view thereof; FIG. 3 is a left side elevational view thereof; FIG. 4 is a front elevational view thereof; FIG. 5 is a rear elevational view thereof; FIG. 6 is a top plan view thereof; FIG. 7 is a bottom plan view thereof; FIG. 8 is a perspective view thereof with the cover in the closed position; FIG. 9 is a right side elevational view thereof; FIG. 10 is a left side elevational view thereof; FIG. 11 is a front elevational view thereof; FIG. 12 is a rear elevational view thereof; FIG. 13 is a top plan view thereof; and, FIG. 14 is a bottom plan view thereof.





FIG. 1

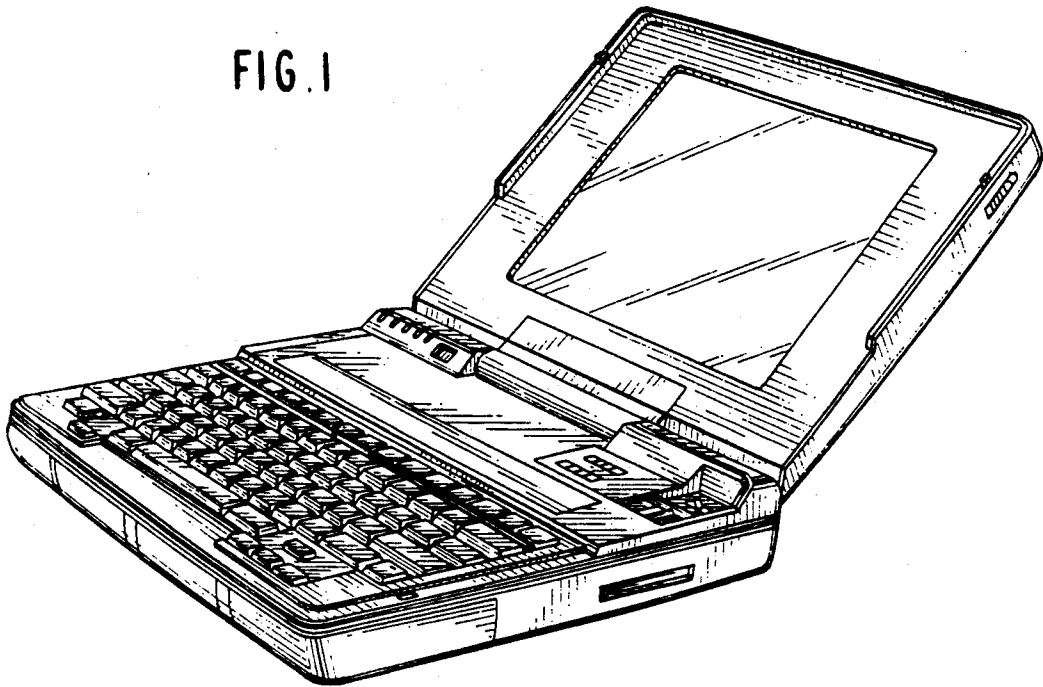


FIG. 2

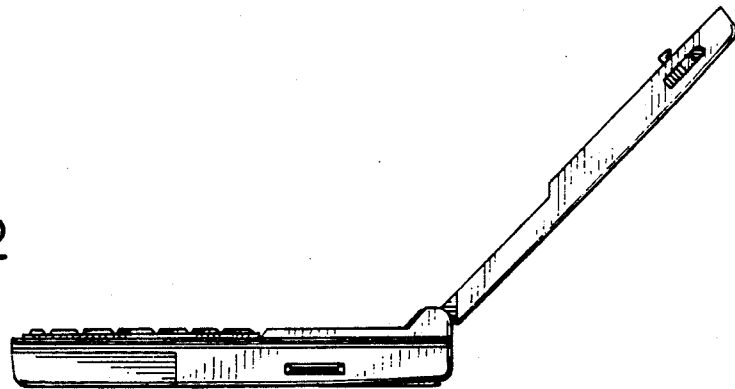
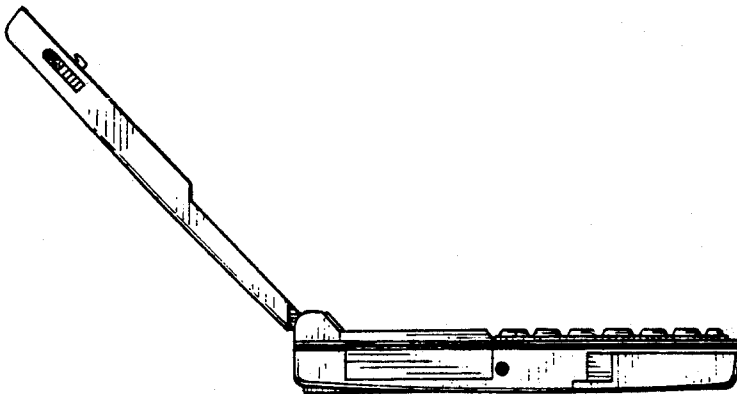


FIG. 3



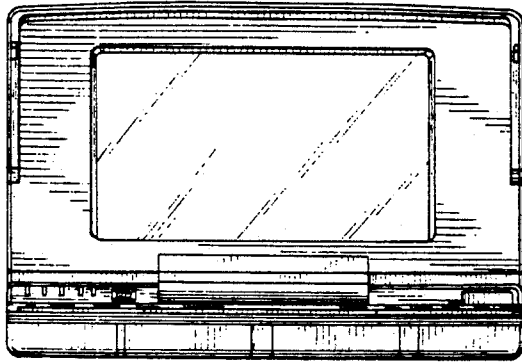


FIG. 4

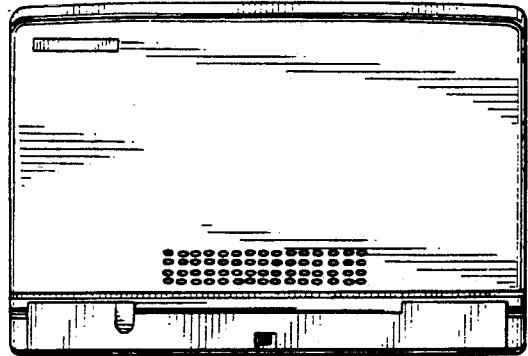


FIG. 5




FIG. 6




FIG. 7




FIG. 8



FIG. 9

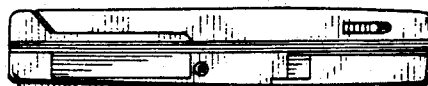


FIG. 10

FIG. 11

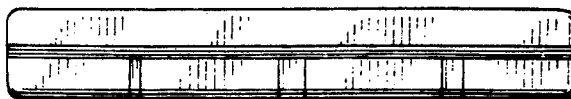


FIG. 12

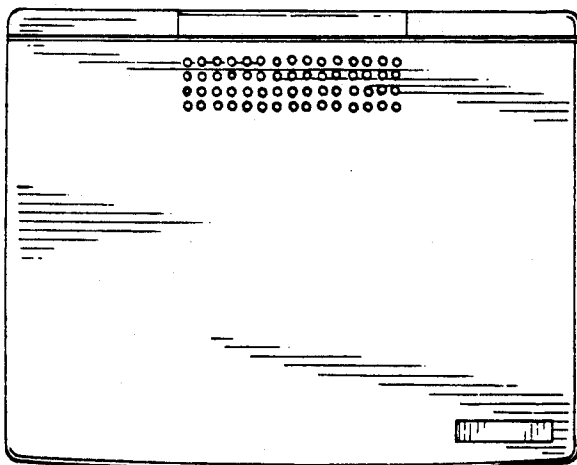


FIG. 13

FIG. 14

