

A01K

ANIMAL HUSBANDRY; AVICULTURE; APICULTURE; PISCICULTURE; FISHING; REARING OR BREEDING ANIMALS, NOT OTHERWISE PROVIDED FOR; NEW BREEDS OF ANIMALS

Definition statement

This place covers:

- Equipment and methods for the care, culture or rearing of all animals or for obtaining their products, not otherwise provided for
- Equipment and methods for fishing
- Equipment for angling
- Methods of breeding animals, not otherwise provided for
- New breeds of animals

Relationships with other classification places

Whilst [A01K](#) provides for equipment and methods associated with the care, nurturing, handling and rearing of all animals, and the harvesting of their products, devices and accessories for milking are classified in [A01J](#). Furthermore, shoes for animals (e.g. horses, oxen and other solipeds) and associated accessories are classified in [A01L](#). Devices for maintaining the appearance and welfare of animals (e.g. washing and grooming devices, shearing equipment, dehorners, horn trainers) are classified here, whilst veterinary equipment and methods for the medical treatment of animals are classified in [A61D](#). [A01K](#) provides for fastening and tethering/restraining equipment for animals (e.g. halters, neck-bars, leads, collars), yet equine or similar harnesses and devices used in connection therewith are classified in [B68B](#). [A01K](#) provides for new breeds of animals, irrespective of the manner of their production, including new breeds of multicellular animals, e.g. transgenic animals. It also provides for processes of obtaining such new animals. Processes and methods for genetic engineering and mutation per se are classified in [C12N](#). Where genetic engineering or mutation techniques are used to produce new breeds of animals, classification should be made in both [A01K 67/00](#) and [C12N 15/00](#). Breeding of animals not otherwise provided for is covered by [A01K 67/00](#), whilst instruments or methods for reproduction or fertilisation (e.g. artificial insemination) is classified in [A61D 19/00](#).

References

Informative references

Attention is drawn to the following places, which may be of interest for search:

New plants or processes for obtaining them; Plant reproduction by tissue culture techniques	A01H
Milking; Accessories therefor	A01J 1/00 , A01J 9/00
Manufacture of dairy products, other than milking	A01J 11/00 , A01J 27/00
Shoeing of animals	A01L
Catching, trapping or scaring of animals; Apparatus for the destruction of noxious animals	A01M
Preservation of bodies of animals or parts thereof; Pest repellants or attractants	A01N
Feeding-stuffs specially adapted for animals; Methods specially adapted for production thereof	A23K
Veterinary instruments, implements, tools, or methods	A61D
Harnesses; Devices used in connection therewith	B68B

Fencing, e.g. fences, enclosures, corrals	E04H 17/00
Construction of valves	F16K
Electric circuits or apparatus specially designed for use in equipment for killing, stunning, enclosing or guiding living beings	H05C

Glossary of terms

In this place, the following terms or expressions are used with the meaning indicated:

Angling	A form of fishing using a hook and line. A rod or pole is often additionally used, e.g. for sport fishing.
Game	Wild mammals or birds hunted for sport or food.
Honeycomb	A structure of hexagonal wax cells, made by bees to store honey and larvae.
Poultry	Domesticated fowl, such as chickens, ducks, turkeys and geese.
Stock	Domesticated animals bred and kept for their produce.

A01K 1/00

Housing animals; Equipment therefor

Definition statement

This place covers:

Stable buildings and structural details therefore.

Shelters for animal other than pets.

Shelter and stables, may be transportable.

Partition walls and -grids may be incorporated.

Stables and shelters may comprise various installations, e.g. feeders, computer/ registration-systems, ventilation systems etc.

Movable animal enclosure, may be part of stable.

Wildlife homes, self-sustaining wildlife habitat sanctuary.

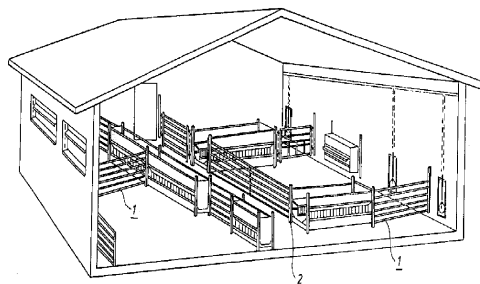


Fig. 1

References

Informative references

Attention is drawn to the following places, which may be of interest for search:

Stable partitions.	A01K 1/0005
Air-conditioning, e.g. ventilation, of animal housings.	A01K 1/0047 , F24F
Pigsties; Dog-kennels; Rabbit-hutches or the like.	A01K 1/02 , A01K 1/03
Housing for domestic or laboratory animals.	A01K 1/03
Milking stations.	A01K 1/12
Pasturing equipment, e.g. tethering devices, Grids for...	A01K 3/00
Housing birds.	A01K 31/00
building construction, features of buildings	E04
Buildings or groups of agricultural purpose.	E04H 5/08

A01K 1/0005

{Stable partitions (devices for fastening animals [A01K 1/06](#); pasturing enclosures [A01K 3/00](#))}

Definition statement

This place covers:

Means for dividing stable room and/or limiting animal space.

Partitions; grids; box dividers; barriers.

Partitions etc. may be movable, existing of different materials and/or electrified.

Different ways of fastening partitions, e.g. yokes.

Doors (on or in stables); their actuation.

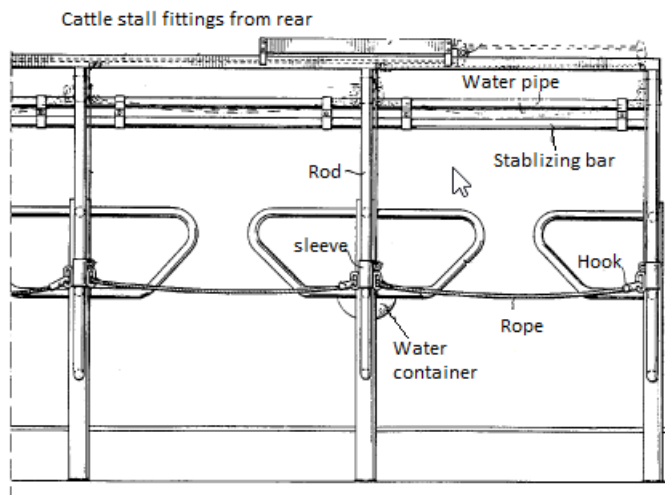
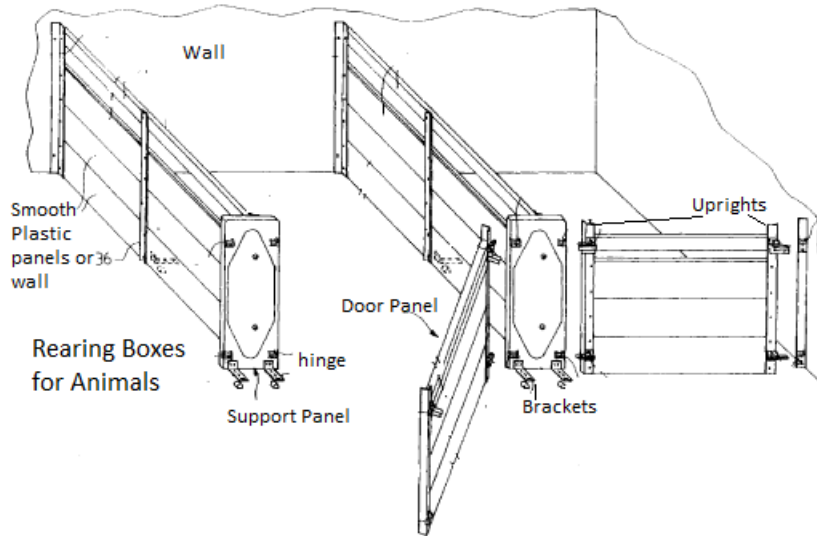
Doors, partitions etc. may serve for guiding or driving e.g. crowd gates, or for starting rodeos.

(Prefabricated) boxes which can serve as independent quarters, within stables.

Partitions may include ground-borne barriers such as thresholds.

Barriers controlling access to feeders

Separation possibilities between liquid/ solid manure.



References

Limiting references

This place does not cover:

Devices for fastening animals	A01K 1/06
Pasturing enclosures	A01K 3/00

Informative references

Attention is drawn to the following places, which may be of interest for search:

Housing animal; Equipment therefor	A01K 1/00
Pigsties; Dog-kennels; Rabbit-hutches or the like	A01K 1/02
Feeding pens for pigs or cattle	A01K 1/0209
Devices for use in keeping domestic animals, e.g. fittings	A01K 1/035
Devices for immobilisation or restraint of animals, e.g. chutes	A01K 1/0613

Milking station	A01K 1/12
Feed troughs; Feed pails	A01K 5/01
Slaughtering pens	A22B 5/02
Race or rodeo starting gates or boxes...	A63K
Walls, e.g. partitions for buildings	E04B 2/00
Serving doors; Passing-through doors, (Pet doors)	E06B 7/32

A01K 1/0011

{Cubicle partitions}

Definition statement

This place covers:

A fence for laterally partitioning, forming cubicle partitions in a stable.

Divider may consist of single bent tube or more partitions. (mushroom-shape)

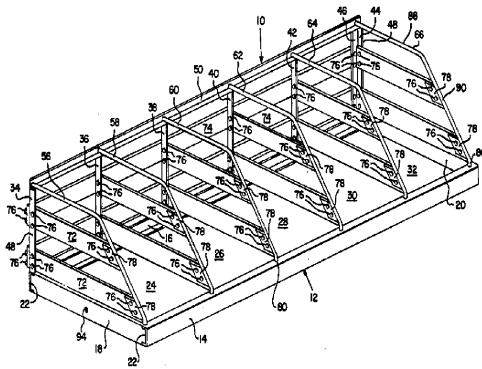
A cubicle partition may comprise at least one standing pipe, or a footles cubicle partition.

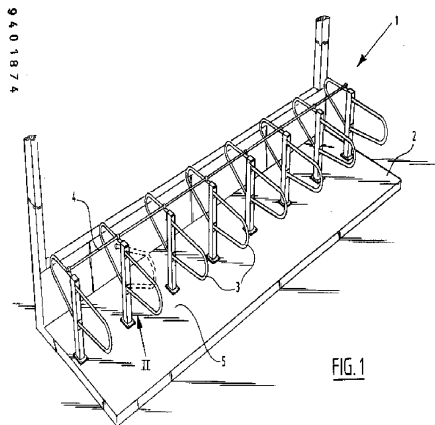
Partitions may be movable e.g. by rails.

Gate assembly for an animal enclosure such as milking parlour.

Box installations which are adjustable between an operative and an inoperative position in or to a stable.

Different ways for coupling the fence.





A01K 1/0017

{Gates, doors}

Definition statement

This place covers:

Gates, may be used as a fence and/or have a bumper system.

Gates may be extendible, e.g. have an adjustable frame.

Non-return gates, e.g. guillotine gate, tailgate.

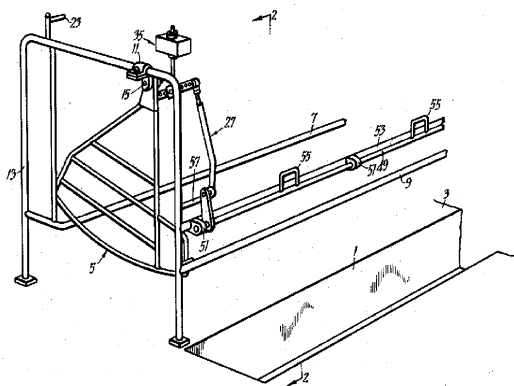
Sheep control means, may comprise a workstation and/or a race and/or a drafting gate.

Doors may be automatically closing swing doors etc.

Device for prevent livestock passing through an open gate. (e.g. battery operated).

Hinge lock for animal gates, may have a releasable hinge mechanism.

Gate assembly for milking parlour, may be automatic.(e.g. trough rotating turnstile)



Definition statement

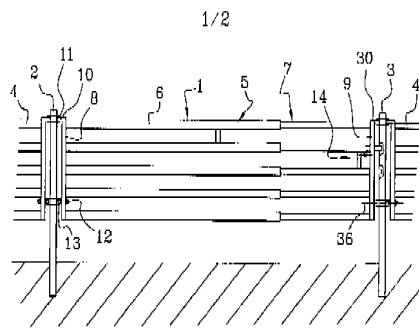


Fig. 1

References

Informative references

Attention is drawn to the following places, which may be of interest for search:

Outdoor gates in connection with a fence	A01K 3/00
Serving doors; passing-through doors; pet doors	E06B 7/32

A01K 1/0023

{Sorting gates}

Definition statement

This place covers:

Sorting gates:

- may include an alley comprising an entrance, a main exit and a sorting exit.
- may be adjustable.
- may enable sorting according to weight, size, etc.
- may contain a selective electronic confinement system, infrared detector etc.

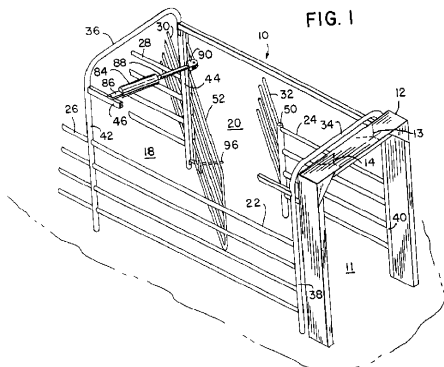
e.g. turnstile-type gate, swing-gate.

Livestock trap and sorter.

Gates may be adjustable, may include an opening e.g. for pedestrians.

Separating lactating animals in automatic milking installations by means of identification gates, switchable gates, enticement etc.

Feeding device for selective feeding cattle.



A01K 1/0029

{Crowding gates or barriers}

Definition statement

This place covers:

Crowding gates or barriers:

- may be foldable
- may be attachable to wall/ fence, etc.
- may be moved along a rails/ endless chain, etc.
- may be electrified.

Assemblies for driving cattle along a route:

- by means of a tailgate, mover member etc.
- Animal catching and carrying devices.
- For feeding control systems e.g. an electrified barrier.
- Barrier for preventing passage of livestock.
- Poultry agitators.
- Drones or helicopters influencing the motion of the herd.

PATENTED MAR 26 1974 3,799,115

SHEET 3 OF 4

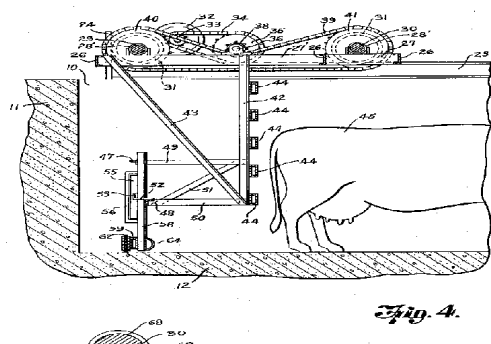
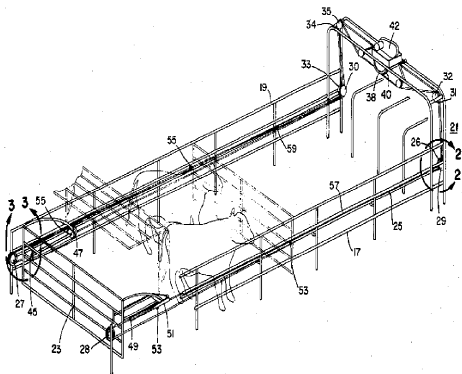


Fig. 4.



A01K 1/0035

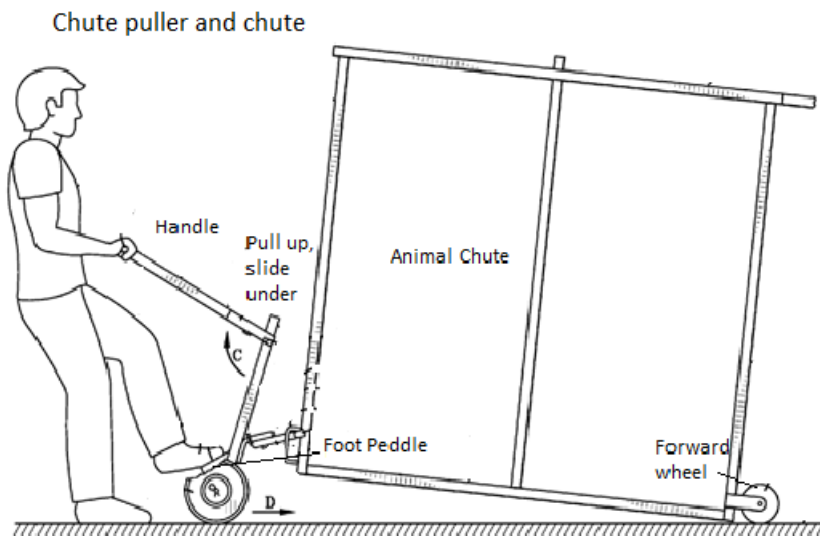
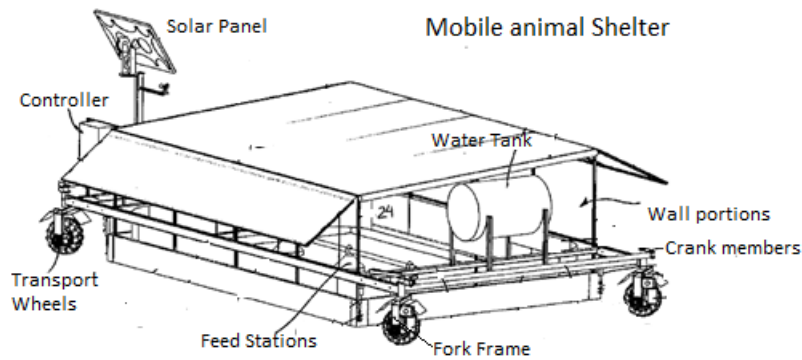
{Transportable or mobile animal shelters}

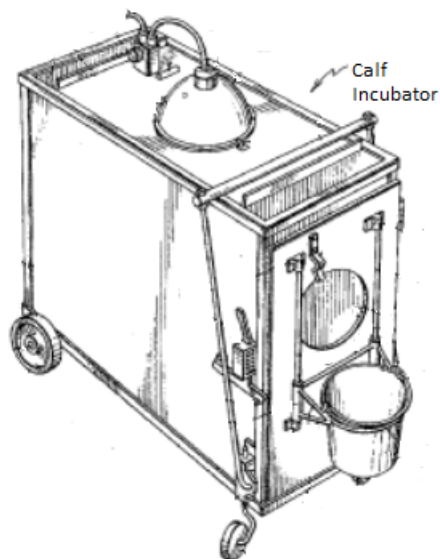
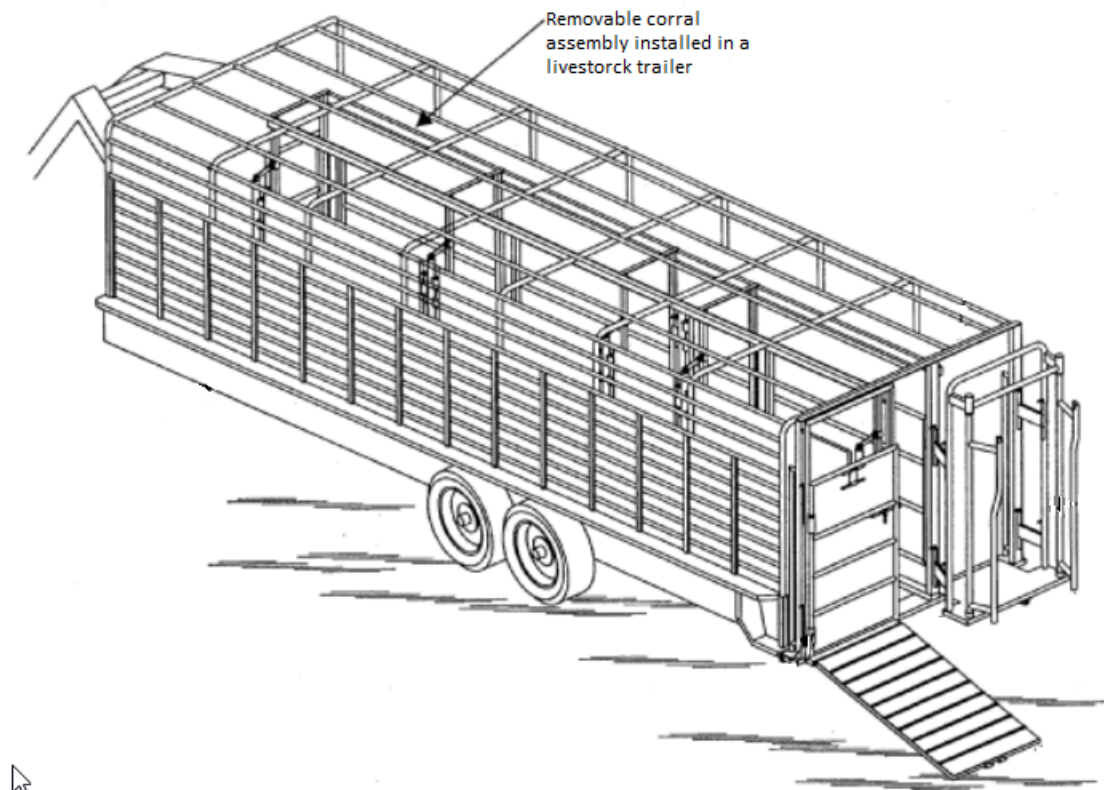
Definition statement

This place covers:

Shelters specially adapted for being transported and placed where needed. These shelters can be portable, collapsible, and modular, can include feeding, watering and an outdoor space and can be moved by the provision of wheels, towing hooks and the like.

These shelters are intended to be built or installed in situ for animals on the way and/ or to be transported and installed in the place where needed to give shelter to animals.





Relationships with other classification places

This group does not cover the transport (e.g. carrying) of small-size animals (e.g. pets), which is covered by group [A01K 1/0236](#).

This group does not cover vehicles or trailers for the transport of big-sized animals which is covered by group [B60P 3/04](#).

References

Informative references

Attention is drawn to the following places, which may be of interest for search:

Transport boxes, bags, cages, baskets, harnesses for animals	A01K 1/0236
Pasturing equipment, outdoor corrals or fences	A01K 3/00
Vehicles for transporting animals	B60P 3/04

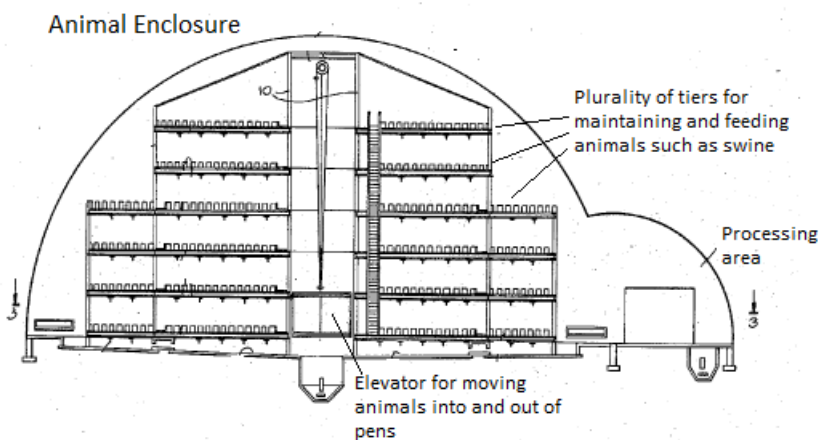
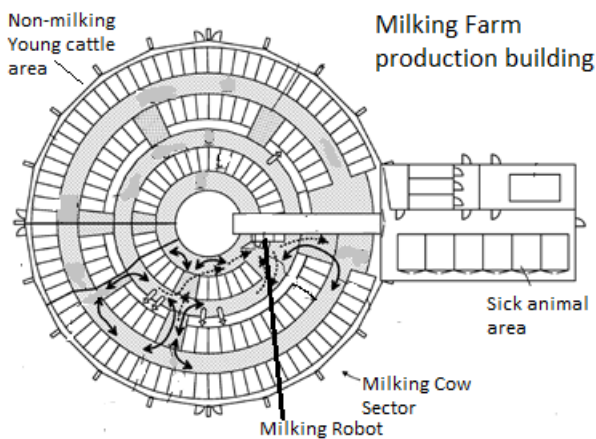
A01K 1/0041

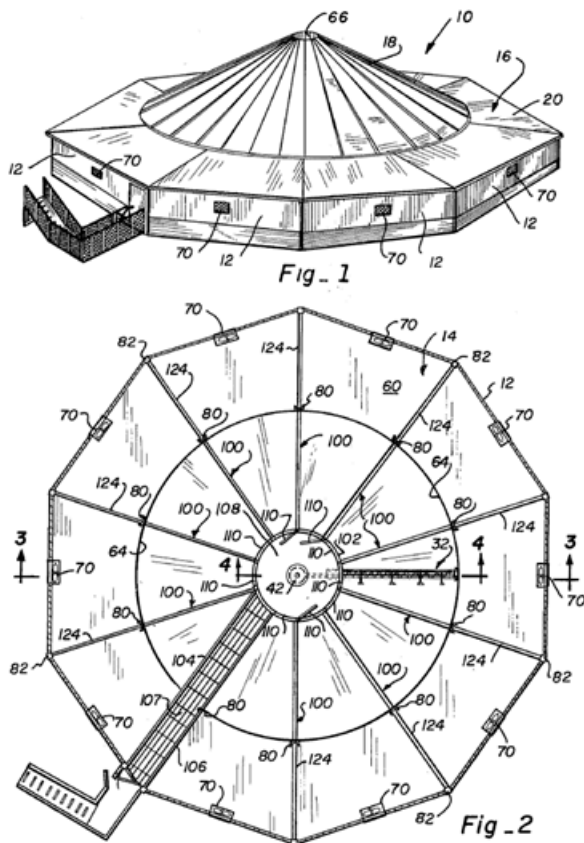
{Rotary, round or circular animal barns}

Definition statement

This place covers:

Buildings for housing animals comprising a mainly circular or round shape or rotating, e.g. circular plan view or round walls. These buildings can be rotary, can comprise flat walls forming a kind of circumference, e.g. hexagonal, octagonal, and decagonal, can be oval, can be connected to other structures and can be for individual or multiple animals.





References

Informative references

Attention is drawn to the following places, which may be of interest for search:

Milking carousels	A01K 1/126
Fences and corrals for outdoor use	A01K 3/00
Rotary buildings	E04B 1/346

A01K 1/0047

{Air-conditioning, e.g. ventilation, of animal housings}

Definition statement

This place covers:

Means for heating, cooling, ventilating, drying or humidifying stable rooms in general.

Method and system for disbursing ozone into a stable room e.g. deduction in flies, odour, dust etc.

Climate and ventilation control means, e.g. alarm system, responsive timer, etc.

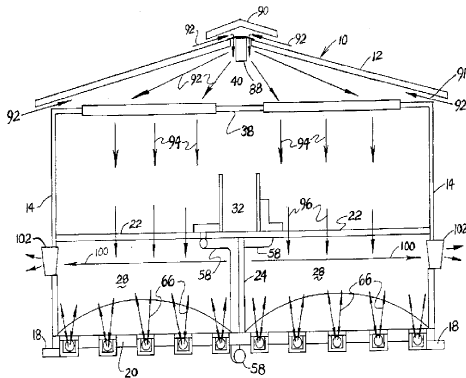
Means of cleaning waste air:

- may use filtering devices, remove dust, odours, ammonia etc.
- may add pre-coated material, e.g. coke dust, lime dust.
- may add disinfectants.

Definition statement

Methods for influencing and determining the airflow, e.g. metal panels.

Specially adapted details, e.g. roof lids, etc.



References

Informative references

Attention is drawn to the following places, which may be of interest for search:

Floor coverings, e.g. bedding-down sheets.	A01K 1/015
Pigsties; Dog-kennels; Rabbit-hutches or the like.	A01K 1/02
Poultry house ventilation	A01K 31/00
Corresponding means for specific animal housing	A01K 31/17
Purposes	A01K 31/18
Incubators for poultry	A01K 41/00
Heating buildings	F24D
Ventilating buildings.	F24F

A01K 1/0052

{Arrangement of fans or blowers}

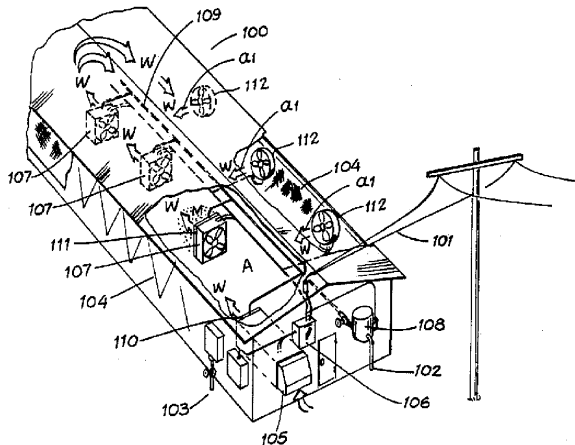
Definition statement

This place covers:

Fans or blowers, for use in stable rooms in general.

- may be movable.
- may be placed in rows or back to back etc.
- may have variable speed control.
- may have cooling system, mist generator etc. included.

Wind diverters for fans and blowers.



A01K 1/0058

{Construction of air inlets or outlets in roofs}

Definition statement

This place covers:

Construction of air inlets or outlets in roofs, e.g. fans and ducts etc.

- may include evaporative coolers, ionizing apparatus, heat exchanging system, etc.

Methods of controlling ventilation in roofs.

Ventilation ceiling and panels therefor.

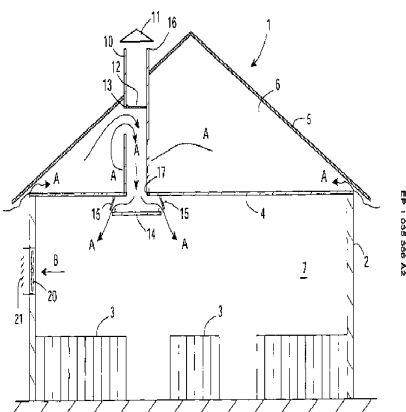


Fig 1

A01K 1/0064

{Construction of air inlets or outlets in walls}

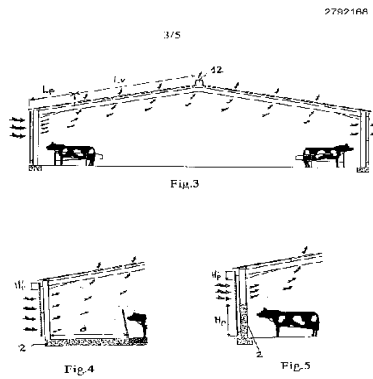
Definition statement

This place covers:

Construction of air inlets or outlets in walls.

- by means of sheet metal panels with vents, ventilators, valves etc.

Ventilating system may be responsive to temperature, may be able to control humidity and movement of forced air etc.



A01K 1/007

{Arrangement of curtain systems}

Definition statement

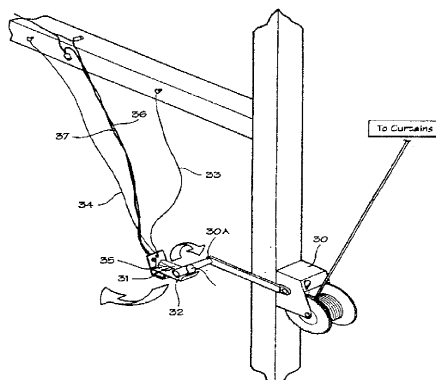
This place covers:

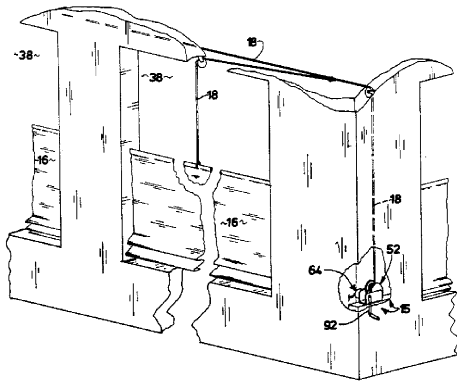
Arrangement of curtain systems.

- may include selvedge reinforcement.
- may include curtain control system.

Automatic curtain systems with ventilation monitoring, control, alarm and auto-release systems.

Blinds.





References

Informative references

Attention is drawn to the following places, which may be of interest for search:

Roller blinds	E06B 9/40
---------------	---------------------------

A01K 1/0076

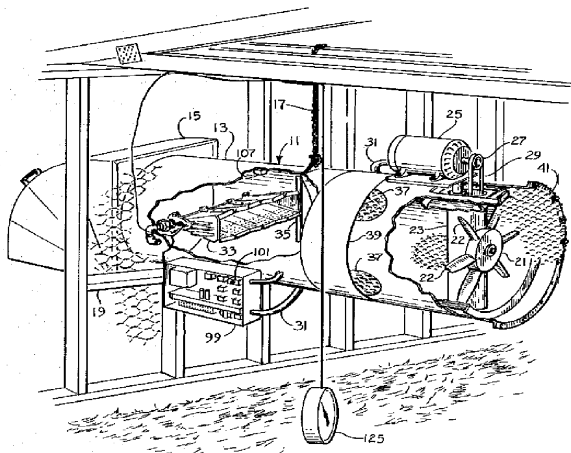
{Arrangement of heaters or heat exchangers}

Definition statement

This place covers:

Heating devices for a stall and method for operating the same. May include:

- control device
- one or more radiating elements
- energy exchange unit
- air control flow
- air cleaning systems etc.
- Heating devices may be energy saving
- Ventilation heat recovery systems
- Climate control systems



A01K 1/0082

{Water misting or cooling systems}

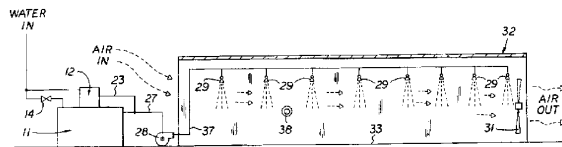
Definition statement

This place covers:

Cooling station for animals, may be automatic. By means of liquid and air flow.

Evaporative cooling system e.g. fan guard mounted mister.

Cleaning waste air, e.g. by means of adding pre-coated material or water spray.



References

Informative references

Attention is drawn to the following places, which may be of interest for search:

Floor coverings with floor heating or cooling	A01K 1/0158
Heating/cooling for medical/therapeutical treatment of human body	A61F 7/00

A01K 1/0088

{Animal shelters especially adapted for keeping young cattle, i.e. calves}

Definition statement

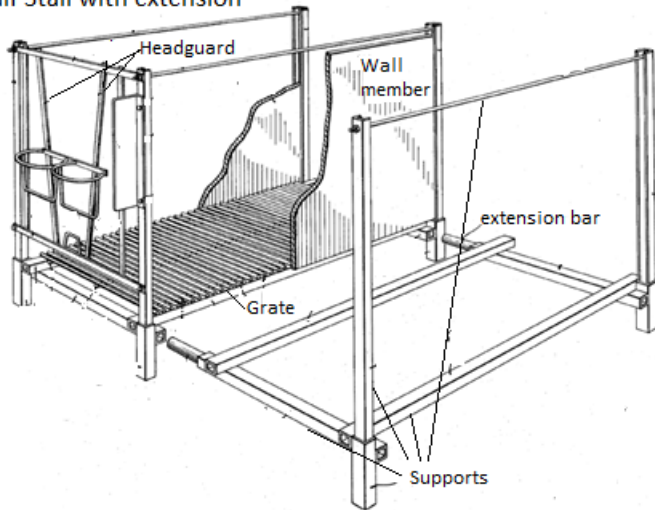
This place covers:

Shelters specially adapted for young farm animals, especially calves. These shelters can be transportable, collapsible, modular, can include warming or cooling means, feeding, watering and an outdoor space.

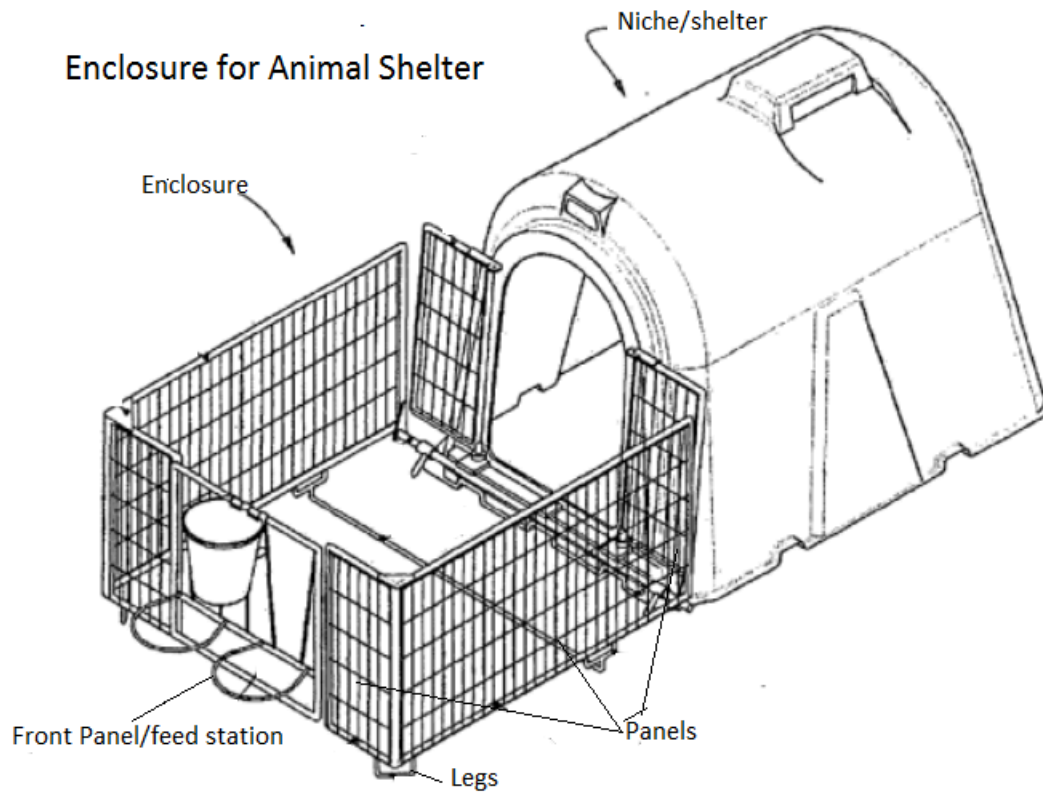
Boxes for containing one calf.

Small igloos for animal.

Calf Stall with extension



Enclosure for Animal Shelter



Relationships with other classification places

Farrowing pens, e.g. wherein young piglets are raised often including devices for preventing the sow to lie on the piglets, are covered in [A01K 1/0218](#).

References

Informative references

Attention is drawn to the following places, which may be of interest for search:

Farrowing pens	A01K 1/0218
----------------	-----------------------------

A01K 1/0094

{Animal shelters or barns especially adapted for keeping horses}

Definition statement

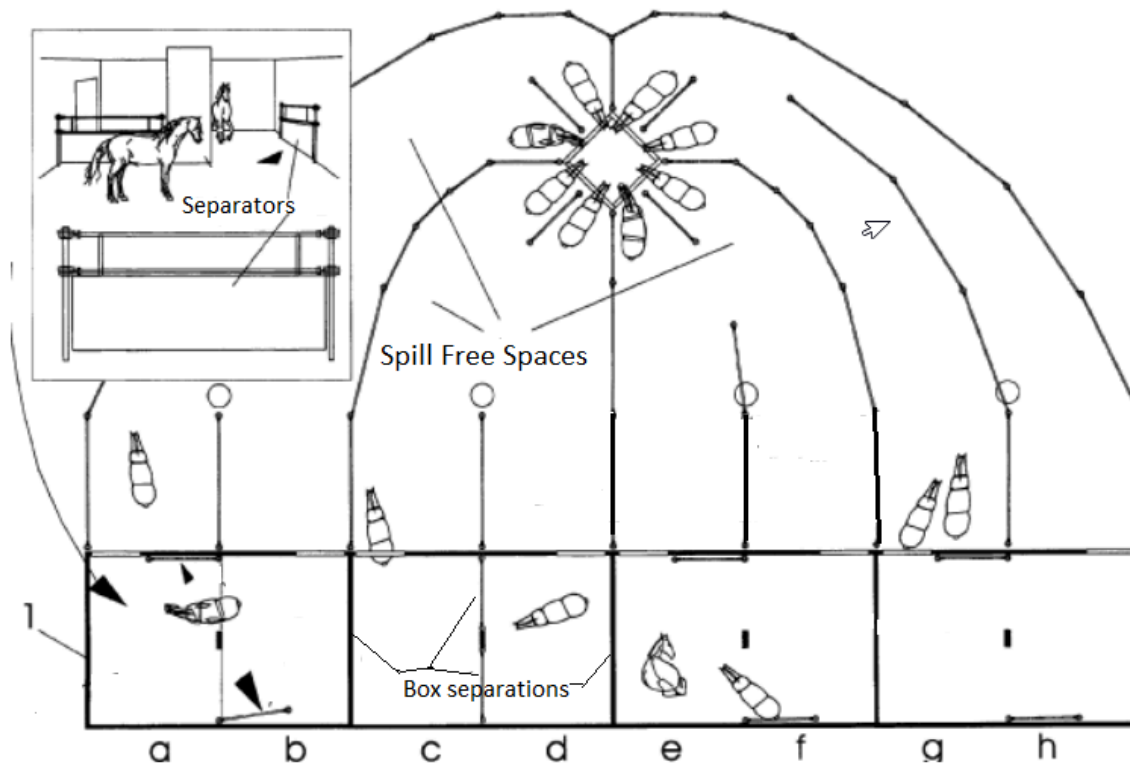
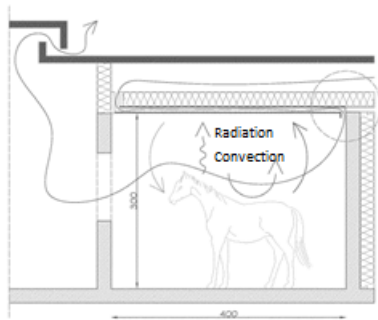
This place covers:

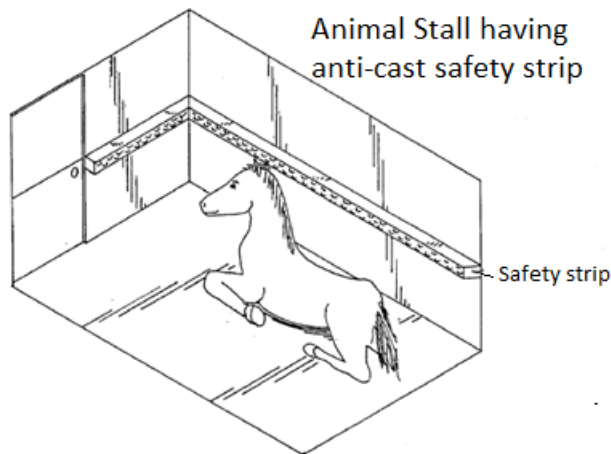
Enclosures directed for raising horses. These enclosures can include cooling or warming, feeding and/or watering and can be individual or multiple horses.

Structures to be installed in stalls for horses, e.g. to prevent crib biting.

Gates especially designed for horse stalls.

Horse protectors and safety kerbing in doors, walls or buildings, e.g. skirting or stable bank.





References

Informative references

Attention is drawn to the following places, which may be of interest for search:

Transportable or mobile animal shelters	A01K 1/0035
Transport boxes, bags, cages, baskets, harnesses for animals	A01K 1/0236
Containment apparatus for transport in automobiles	A01K 1/0272
Vehicles adapted for transporting animals	B60P 3/04

A01K 1/01

Removal of dung or urine, {e.g. from stables} ([A01K 1/015](#) takes precedence; {from poultry houses [A01K 31/04](#)})

Definition statement

This place covers:

Collecting solid or liquid manure in stables, by any means, e.g. waste treatment bags, composting box, (liquid) manure tank etc.

Device for removing manure from animal stalls, e.g. bedding fork, scraper.

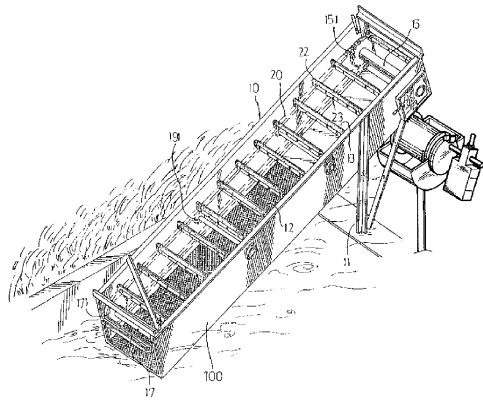
Device may be automatic, e.g. vehicle.

Device for transporting manure.

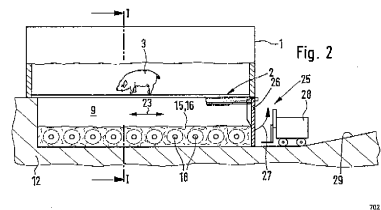
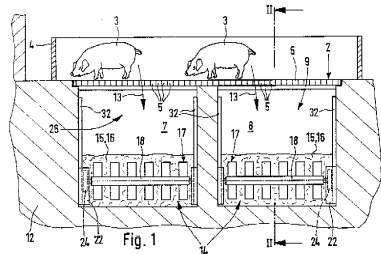
Bedding removal and refilling system for animal cages.

Treatment of manure, drying, heating, cooling, deodorizing.

Details of channels or (slatted) floors.



ZEICHNUNGEN SEITE 1
 Nummer: DE 165 281 319 A1
 Int. Cl.: A 61 K 1/02
 Offenlegungstag: 24. April 1997



References

Limiting references

This place does not cover:

Floor coverings e.g. bedding-down sheets	A01K 1/015
Dropping-boards for poultry houses	A01K 31/04

Informative references

Attention is drawn to the following places, which may be of interest for search:

Stable partitions	A01K 1/0005
Cat trays; Dog urinals; Toilets for pets	A01K 1/0107
Litter	A01K 1/0152
Devices for use in keeping domestic animals	A01K 1/035
Laying batteries	A01K 31/17
Poultry runs	A01K 31/22
Treating manure.	A01C 3/02

Obtaining proteins from animal waste	A23J 1/00
Machines for cleaning floors, carpets, furniture, walls, or wall coverings	A47L 11/00
Mixing or agitating manure, dung	B01F 2101/005
Refuse receptacles	B65F 1/00
Snow ploughs	E01H 5/06
Pumps	F04C

A01K 1/0103

{of liquid manure (treating manure [A01C 3/00](#); treatment of water, waste water, sewage or sludge [C02F](#))}

Definition statement

This place covers:

Stables and apparatus for collecting liquid animal manure, e.g. collection pit, tank etc.

- may have arrangements for reducing ammonia emission.
- may be transportable.
- may include hydro flushing installations.

Details like dung channel, inlet valve etc.

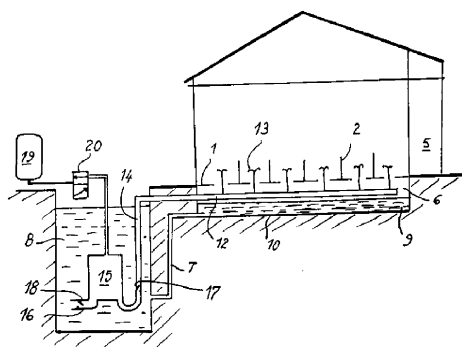
Treatment of liquid manure, e.g. heating, cooling, deodorization, etc.

Different ways of converting liquid animal waste.

Devices and methods for cleaning stable floor.

- may be automatic.

Apparatus for disposal or cleaning of waste-water.



References

Limiting references

This place does not cover:

Treating manure	A01C 3/00
Treatment of water, waste water, sewage or sludge	C02F

A01K 1/0107

{Cat trays; Dog urinals; Toilets for pets}

Definition statement

This place covers:

Indoors or outdoors toilets for pets.

Cat litter box, may be portable, disposable.

- may include ventilation, filter system etc.
- may include magnetic pet litter system.

Ready-made fillings for such toilets, may be for independent use.

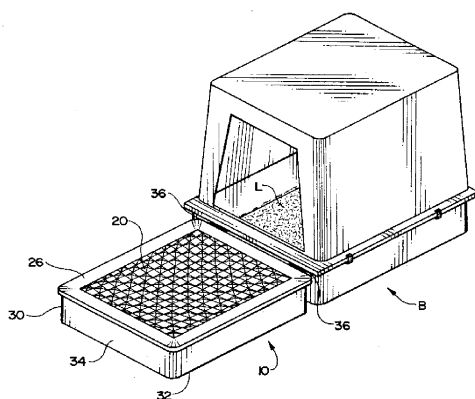
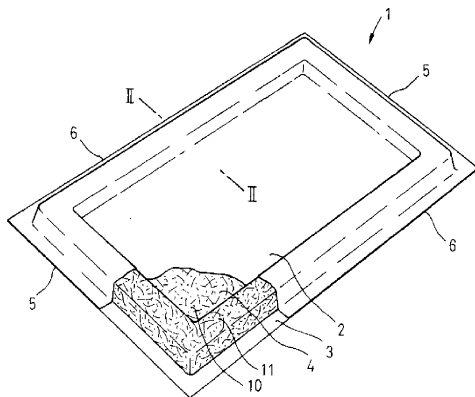
Toilets may have flushing means, adaptations for human toilets, disinfection means, etc.

Paw-cleaning litter mat.

Pet-sheet, may be absorbing, impregnated with perfume, deodorant, disinfectant, pesticide etc.

Device for training animals to use toilets.

Paw-cleaning litter mat, e.g. magnetic pet litter system.



A01K 1/011

{with means for removing excrement ([A01K 1/0114](#) and [A01K 1/0117](#) take precedence)}

Definition statement

This place covers:

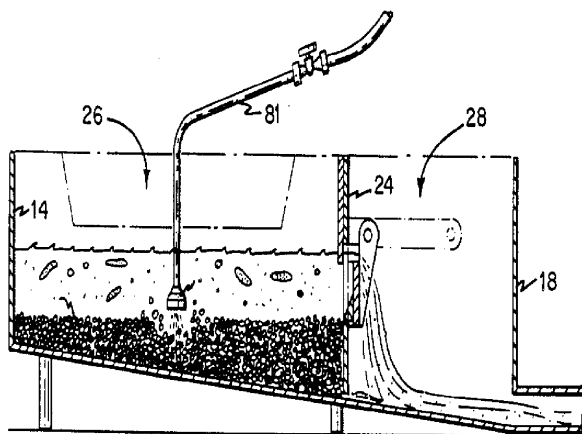
In and outdoor toilets for pets, with automatic waste removal, by means of flushing, raking, etc.

may be connected to water supply, electric supply and to drains, e.g. household drains.

- may be litter-free, or using water soluble litter etc.
- may be movable.
- may have appliances for washing the pet.
- may include lavatory facility for toilet training.

Sanitizing apparatus for pet litter box, may have controllable temperature.

Sewerage device intended for domestic animals, cleaning device therefore.



References

Limiting references

This place does not cover:

Litter boxes with screens for separating excrement from litter	A01K 1/0114
With conveying belts for removing excrement	A01K 1/0117

A01K 1/0114

{Litter boxes with screens for separating excrement from litter}

Definition statement

This place covers:

Litter box may be portable.

Litter box may be disposable and may have litter included.

A litter box may contain a litter tray apparatus that collects particles of litter scattered from the paws.

Definition statement

The excrement may be separated by sifting, by means of:

- rotating the Litter box.
- a removable screen in corner of box.
- lifting a reticulated structure from under the litter.
- multiple layers of screens, etc.

Automated self-cleaning litter box:

- by means of rake, comb, scoop, rotating auger etc.
- may be direct responsive to the exit of a cat.
- may include a rotatable enclosure.

Animal waste dispose apparatus by means of sifting.

Scoop for pet litter.

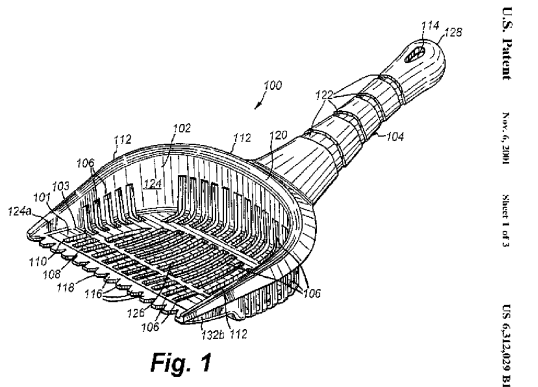
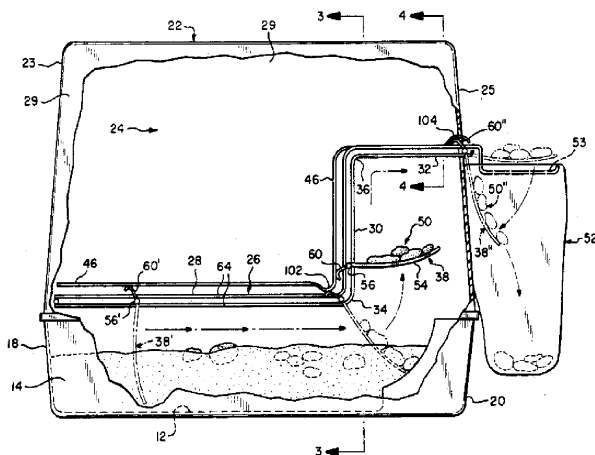


Fig. 1



A01K 1/0117

{with conveying belts for removing excrement}

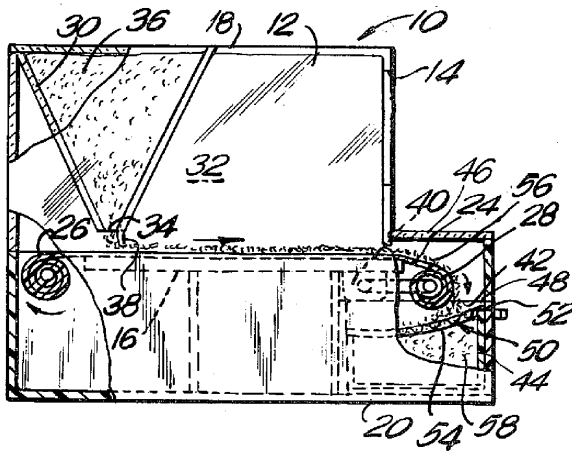
Definition statement

This place covers:

Pet toilets or cages with waste disposal system, by means of endless belts, a hopper, etc.

May include a washing device, or adjustable litter supply.

May be portable.



A01K 1/0121

{adapted to fit on conventional toilets}

Definition statement

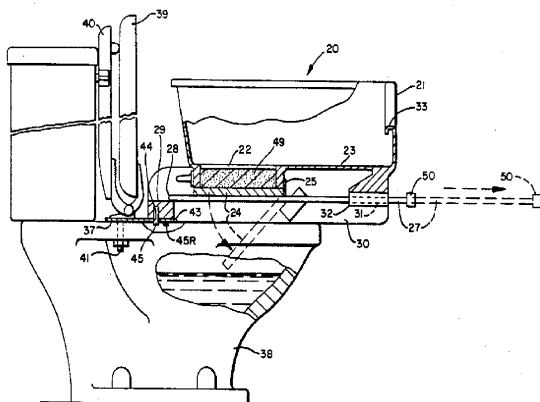
This place covers:

Animal toilet adapted to fit on conventional toilets.

By means of adjustable toilet seat e.g. shelf segments, etc.

Litter box may be mountable on toilet.

- may use flushable litter;
- may include apparatus for training pets to use human toilet.



A01K 1/0125

{Foldable or collapsible litter boxes}

Definition statement

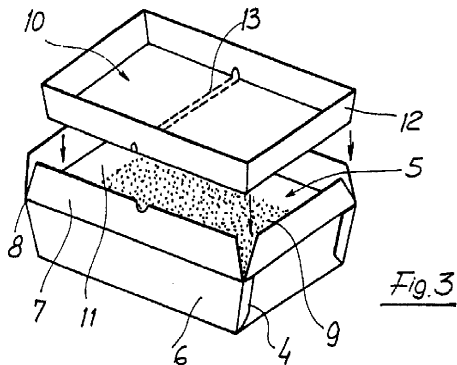
This place covers:

Foldable or collapsible litter boxes:

- may be (partly) disposable or made out of one piece.
- may be pre-filled with litter.

Definition statement

- may be lightweight, biodegradable etc.
- may contain deodorization, flea repellent material etc.

**A01K 1/0128**

{by means of scrapers or the like moving continuously}

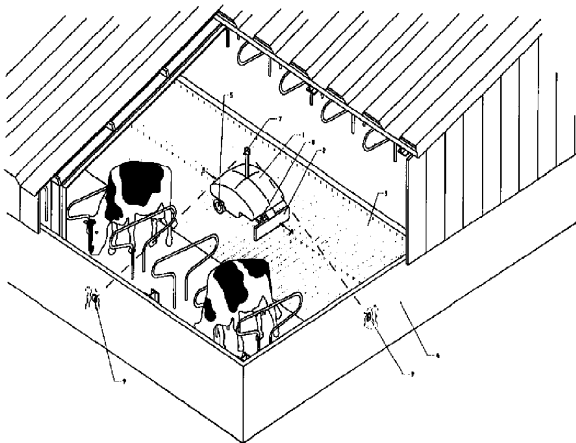
Definition statement

This place covers:

Barn and pit floor scrapers and details therefore, e.g. coupling etc.

- may be attachable to a conventional vehicle, e.g. tractor etc.
- may be autonomous

Component structures, e.g. scraper blades or similar.

**References****Informative references**

Attention is drawn to the following places, which may be of interest for search:

Machines for cleaning floors, carpets, furniture, walls, or wall coverings	A47L 11/00
--	----------------------------

A01K 1/0132**{by means of scrapers or the like moving to-and-fro or step-by-step}****Definition statement***This place covers:*

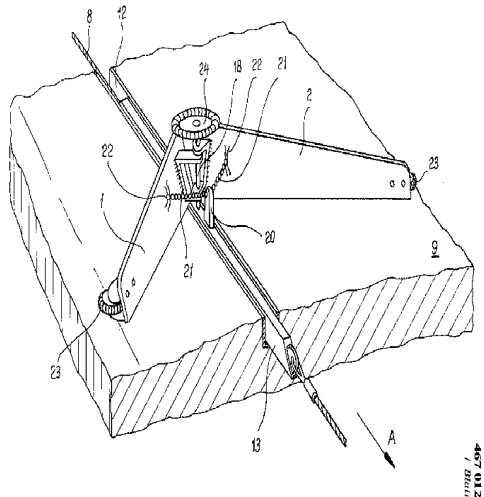
Scrapers or the like moving to-and-fro or step-by-step.

details therefor e.g. blades, hinge flap side etc.

may operate by means of a shoe, friction type mechanism etc.

Drive system for scraper, e.g. rails, continuous cable etc.

Scraper may be used on stable floor or pit.

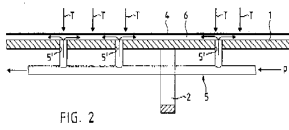
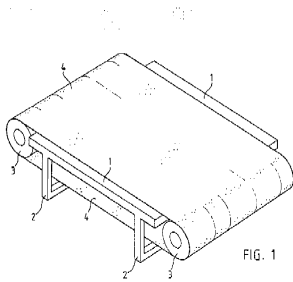
**References****Informative references***Attention is drawn to the following places, which may be of interest for search:*

Conveyors comprising a cyclically-moving, e.g. reciprocating, carrier or impeller	B65G 25/00
---	----------------------------

A01K 1/0135**{by means of conveyor belts}****Definition statement***This place covers:*

Manure removal by means of conveyor belts.

details therefor e.g. rolling-up device, use of non-sticking material, etc.



A01K 1/0139

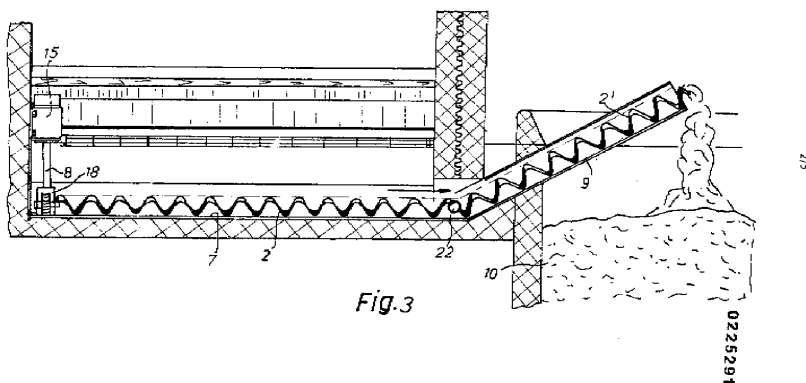
{by means of screw conveyors}

Definition statement

This place covers:

Manure removal by means of screw conveyors, e.g. a worm conveyor, etc.

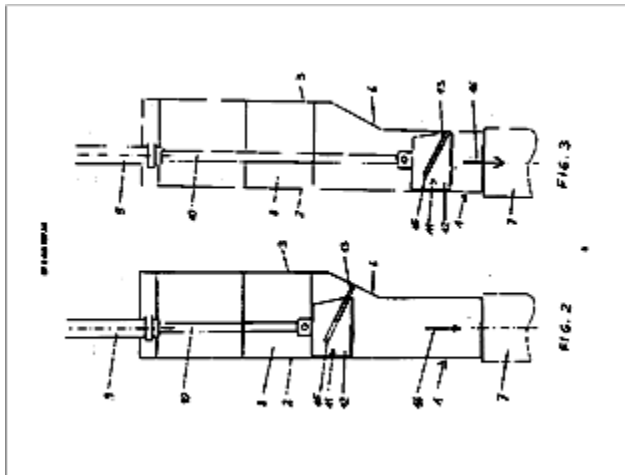
Details therefor e.g. a dung-collector-conveyor part, etc.



A01K 1/0142**{by means of a moving piston}****Definition statement***This place covers:*

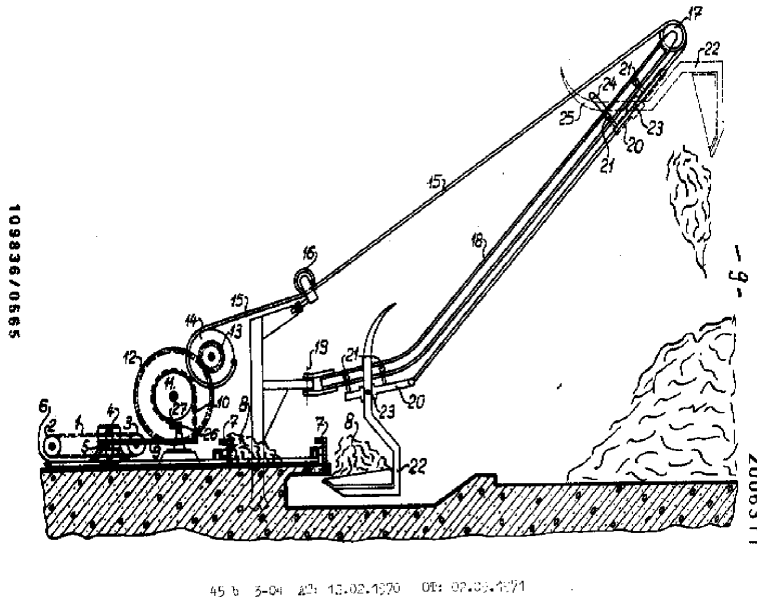
Apparatus for conveying manure, e.g. manure transfer system.

- may include a pressure operated manure evacuation device, e.g. pressure chamber, etc.
- may include a manure pump, e.g. ram-type pump, manure transfer pump, etc.

**A01K 1/0146****{by means of manure-loaders, manure-ramps or manure-elevators associated with in-house removal systems (independent manure-loaders [A01C 3/04](#))}****Definition statement***This place covers:*

Manure removal, by means of manure-loaders, manure-ramps or manure-elevators.

details therefor, e.g. manure lifter with a carrying fork, etc.



References

Limiting references

This place does not cover:

Independent manure-loaders	A01C 3/04
----------------------------	---------------------------

A01K 1/015

Floor coverings, e.g. bedding-down sheets {; Stable floors}

Definition statement

This place covers:

Floors for stables or shelters, or their element.

Mats, beddings and other coverings for floors.

- may include a heating device, e.g. heating pads for small animals, etc.
- may include a drainage device.
- may contain zeolites.

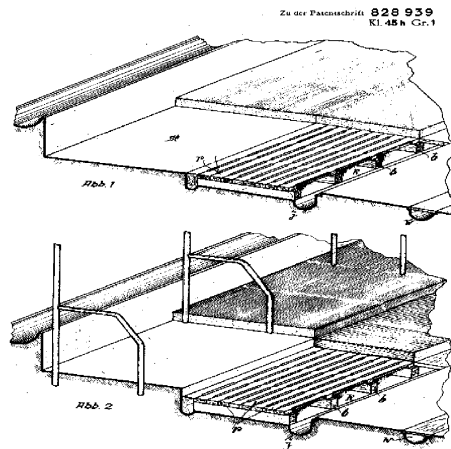
Spreading devices for animal bedding material.

- may be automatic.

Mechanical manipulation of bedding material, e.g. spreading, cleaning, filtering, conditioning, turning, mixing, collecting etc.

- may be manual, automatic, autonomous.
- may be for livestock stalls and/or chicken runs.

Stable floor cleaning.



DE-C-828939

References

Informative references

Attention is drawn to the following places, which may be of interest for search:

Housing animals; Equipment therefor.	A01K 1/00
Removal of dung or urine.	A01K 1/01
Pasturing equipment, e.g. tethering devices; Grids for...	A01K 3/002
Floors for poultry housings	A01K 31/007
Heating arrangements in chicken coops or houses	A01K 31/20
Arrangements for heating or lighting in receptacles for live fish	A01K 63/06
Floors, Floor construction with regard to insulation	E04B 5/00
Gratings; Grid-like panels.	E04C 2/42
Heating systems.	F24D

A01K 1/0151

{Grids; Gratings; Slatted floors}

Definition statement

This place covers:

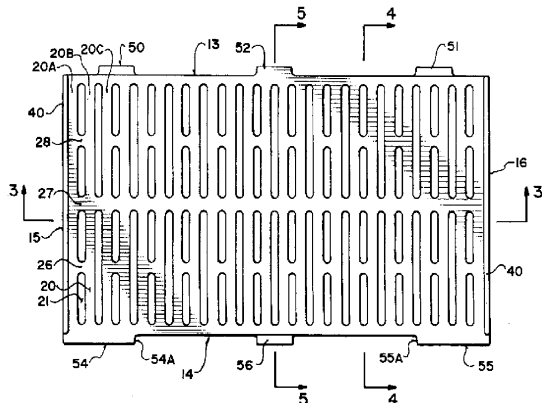
Floors for stables and shelters, like grids, gratings and slatted floors.

may comprise heating device.

Details therefor, e.g. attached rubber tiles, ribbed floor, anti-slip, etc.

Definition statement

Attachment means for floors, e.g. locking and fastening elements, etc.



A01K 1/0152

{Litter}


Definition statement

This place covers:

Litter or sheets for use in animal stables, cages, etc.

- may be absorbent, deodorizing, dominating smells, insect repelling, biodegradable, dustless, coated, etc.
- may contain zeolites, sawdust, disinfecting substances, etc.
- may contain material for detecting infections.

Means and apparatus for making litter.



A01K 1/0154

{comprising inorganic material}

Definition statement

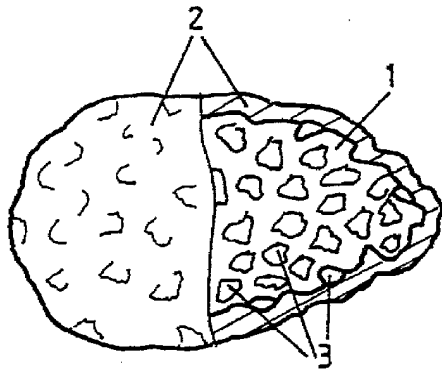
This place covers:

Litter comprising inorganic material, e.g. deodorants, insect repelling material, dyed, ph-indicating material, etc.

Litter may be absorbent, dust reducing, odour-inhibiting, etc.

Litter may comprise clay, gypsum, aluminium sulfate, material for detecting infections, etc.

Different means of processing litter.



A01K 1/0155

{comprising organic material}

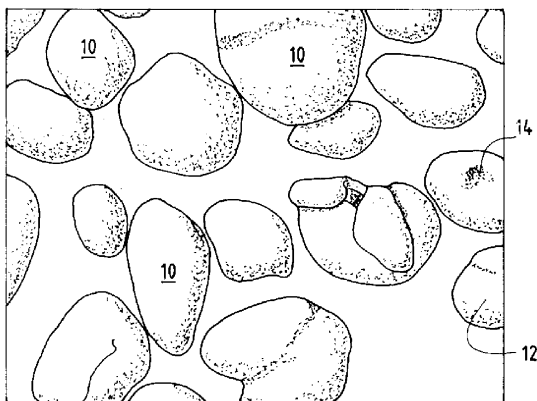
Definition statement

This place covers:

Litter comprising organic material, e.g. (recycled) paper, wood, straw, etc.

Litter may be absorbing, clump able, dust reducing etc.

Methods for producing litter.



A01K 1/0157

{Mats; Sheets}

Definition statement

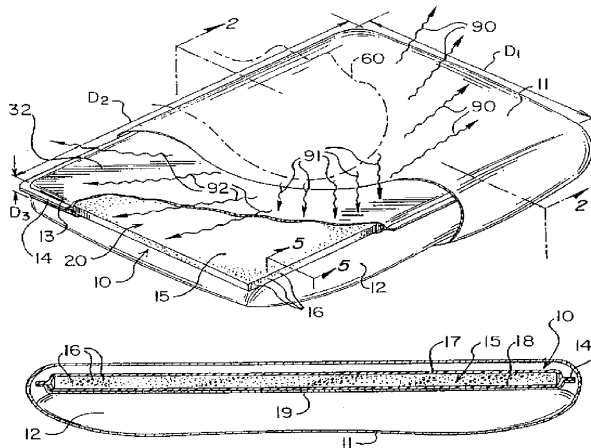
This place covers:

Mats and sheets for use in animal stables or cages.

- may be absorbing liquid, odour adsorbing, e.g. liquid permeable top sheet, etc.
- may be moisture proof, washable, etc.
- may contain disinfectant etc.

Floor covering for animal stables, may be suitable for covering floor/walls, e.g. animal mattress.

For stables, connectable or individual sleeping mats.



Relationships with other classification places

This group covers mats used mainly for stalls, like cubicles, mostly intended to improve comfort when lying, e.g. matrass.

This group does not cover sheets to be used as toilets for pets which belong to [A01K 1/0107](#).

This group does not cover sleeping matrass for pets, e.g. dogs, which belong to [A01K 1/0353](#).

References

Informative references

Attention is drawn to the following places, which may be of interest for search:

Absorbent mats for pet toilets; Mats for cleaning paws, especially cat's litter	A01K 1/0107
Dog beds	A01K 1/0353

A01K 1/0158

{Floor heating or cooling systems}

Definition statement

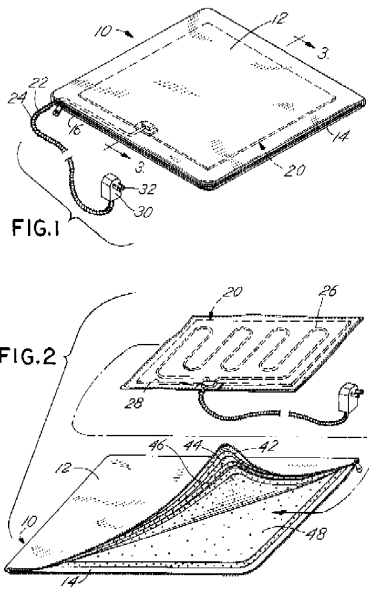
This place covers:

Floor heating or cooling systems for in animal stables.

Details therefor, e.g. heating tube, etc.

Heating or cooling may be accomplished by means of electrical heating units, water, etc.

U.S. Patent Feb. 20, 2001 Sheet 1 of 2 US 6,189,487 B1



References

Informative references

Attention is drawn to the following places, which may be of interest for search:

Farrowing pens with heating floor	A01K 1/0218
Climate control systems for pet cages	A01K 1/033

A01K 1/02

Pigsties; Dog-kennels; Rabbit-hutches or the like

Definition statement

This place covers:

Farrowing pens and attachments.

Hog- or sheep shelters and -shades.

Calf boxes.

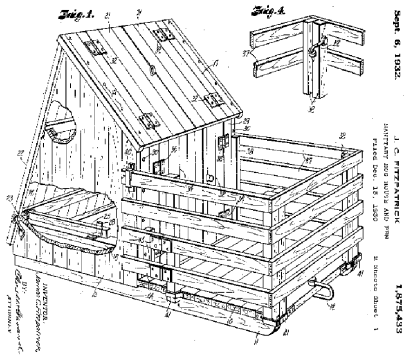
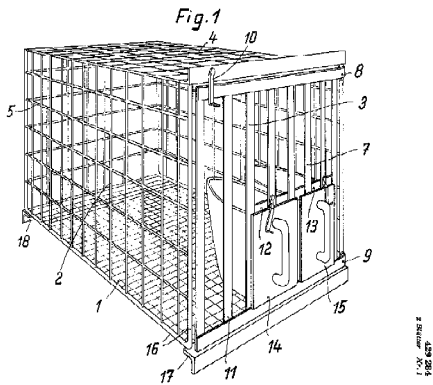
(Battery-) cages for piglets.

Pen buildings for hogs or sheep, if specially adapted therefor.

(Transport-) crates for pigs.

Details therefore, e.g. heating, ventilation, feeding system, etc.

Buildings may be movable, pre-fabricated, etc.



References

Informative references

Attention is drawn to the following places, which may be of interest for search:

Housing animals; Equipment therefor	A01K 1/00
Stables partitions	A01K 1/0005
Air-conditioning, e.g. ventilation, of animal housings	A01K 1/0047
Floor coverings, e.g. bedding-down sheets	A01K 1/015
Feeding pens for pigs or cattle.	A01K 1/0209
Devices for use in keeping domestic animals	A01K 1/035
Brooders	A01K31/15

A01K 1/0209

{Feeding pens for pigs or cattle}

Definition statement

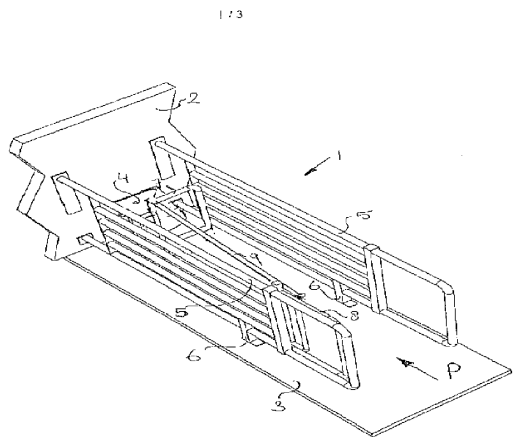
This place covers:

Box-like confinements (normally for 1 animal) for ensuring mostly undisturbed feeding or drinking of an animal.

may include an identifying system, a balance, etc.

Closure/ opening of the box may be automatic.

Boxes may be transportable.



101 148 1

FIG. 1

References

Informative references

Attention is drawn to the following places, which may be of interest for search:

Stable partitions.	A01K 1/0005
Feeding or drinking devices associated with cages.	A01K 1/0356
Devices for immobilisation or restraint of animals...	A01K 1/0613
Milking stations.	A01K 1/12
Pasturing equipment, e.g. tethering devices. Grids for...	A01K 3/00
Feed troughs; feed pails.	A01K 5/01
Automatic identification systems for animals.	A01K 11/006

A01K 1/0218

{Farrowing or weaning crates}

Definition statement

This place covers:

Farrowing or weaning crates, mostly for pigs.

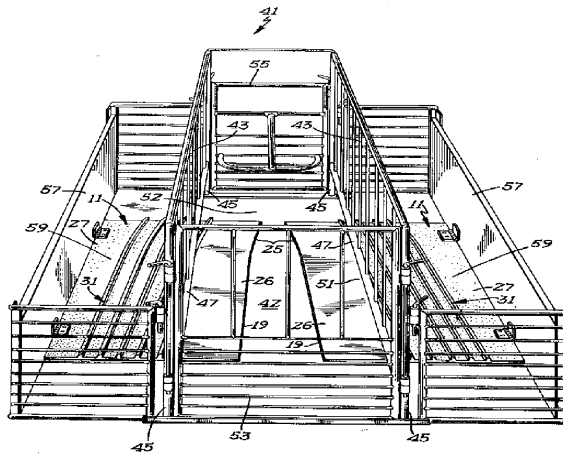
Definition statement

Details therefor, e.g. mats, side walls, piglet knee protector, etc.

Crates may include a heating device, registration device, etc.

Crates may be adjustable, collapsible, movable, etc.

Devices for preventing the sow to lie on the piglets.



A01K 1/0227

{Battery cages for piglets}

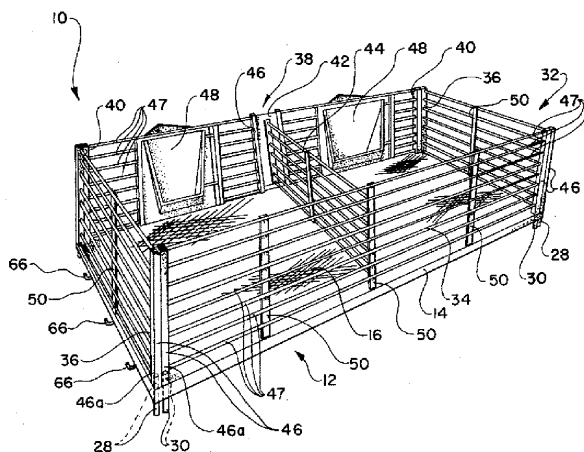
Definition statement

This place covers:

Method and apparatus for rearing pigs in cages.

Battery cages may be adjustable in size, movable, collapsible, etc.

Battery cages may include heating, ventilation and/or feeding systems, etc.



References

Informative references

Attention is drawn to the following places, which may be of interest for search:

Animal shelters especially adapted for keeping young cattle, i.e. calves	A01K 1/0088
--	-----------------------------

A01K 1/0236

{Transport boxes, bags, cages, baskets, harnesses for animals; Fittings therefor (for poultry [A01K 31/002](#); for pigeons [A01K 31/07](#))}

Definition statement

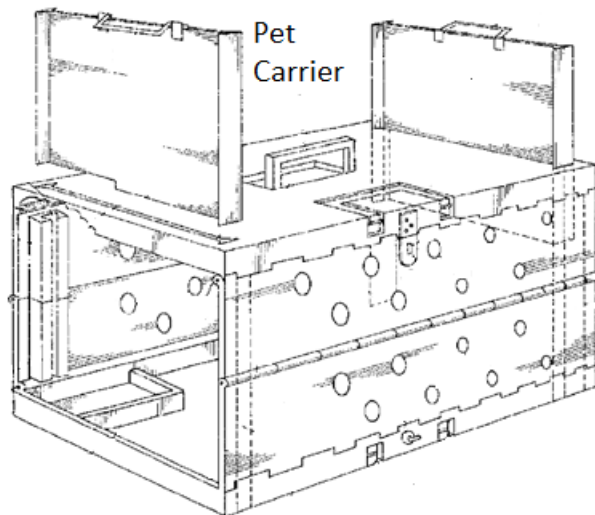
This place covers:

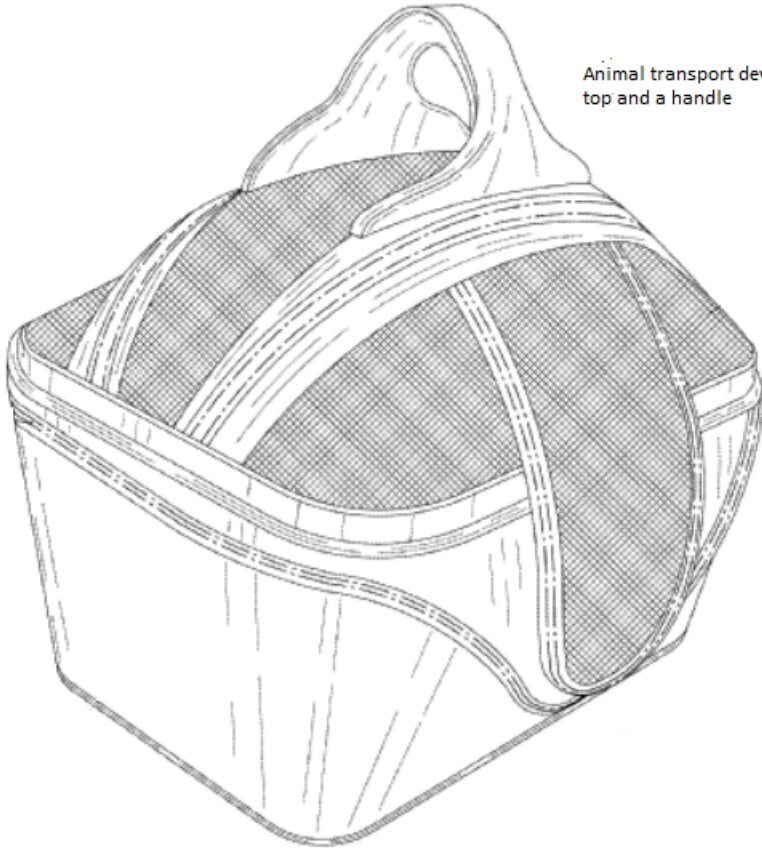
Devices for transporting animals from one place to another by hand or inside a transport e.g. in automobile or trailer, by plane, by train, etc.

Transportation boxes for pets which can be collapsible, demountable, can have fastening means for mounting on the seat of an automobile and/or can be worn by the user.

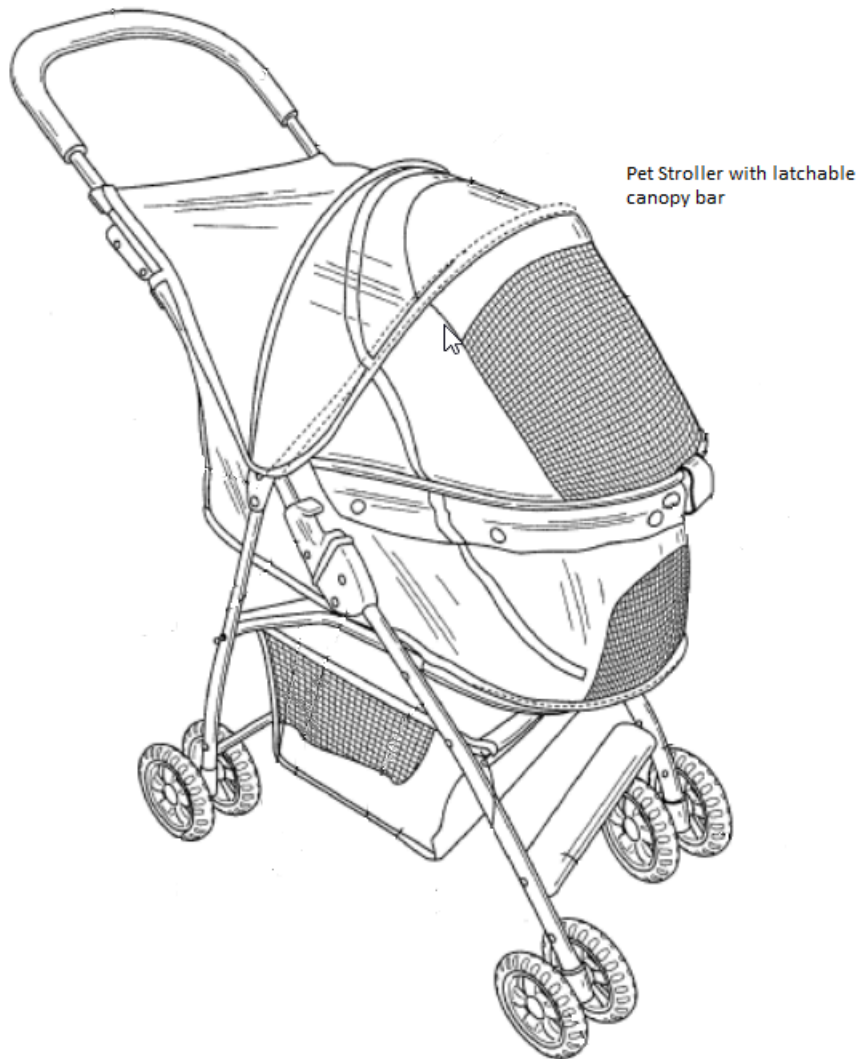
Harness/Restraining system for animals which can be connected to the safety belt system.

Containing devices which can be suitable for transportation; shipping, by air, truck etc., and/or can include an animal tying device.





Animal transport device with mesh top and a handle



References

Limiting references

This place does not cover:

Poultry transport boxes	A01K 31/002
Pigeons or similar transporting cages	A01K 31/07

Informative references

Attention is drawn to the following places, which may be of interest for search:

Transportable or movable animal shelters	A01K 1/0035
Devices for transporting live fish	A01K 63/02
Animals walking aid, e.g. wheelchair	A61D 3/00
Vehicles for transporting animals	B60P 3/04
Safety belts or body harnesses in vehicles specially adapted for children or animals	B60R 22/10
Containers of polygonal cross-section, e.g. boxes, cartons, trays	B65D 5/00
Containers for living organisms	B65D 85/50

A01K 1/0245

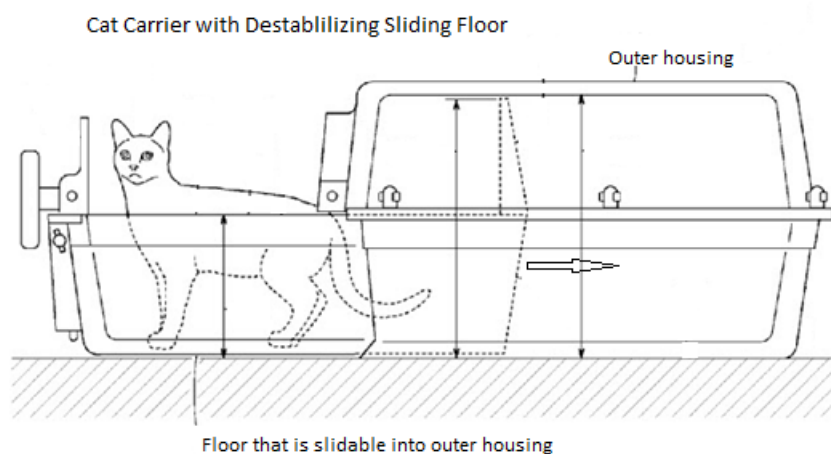
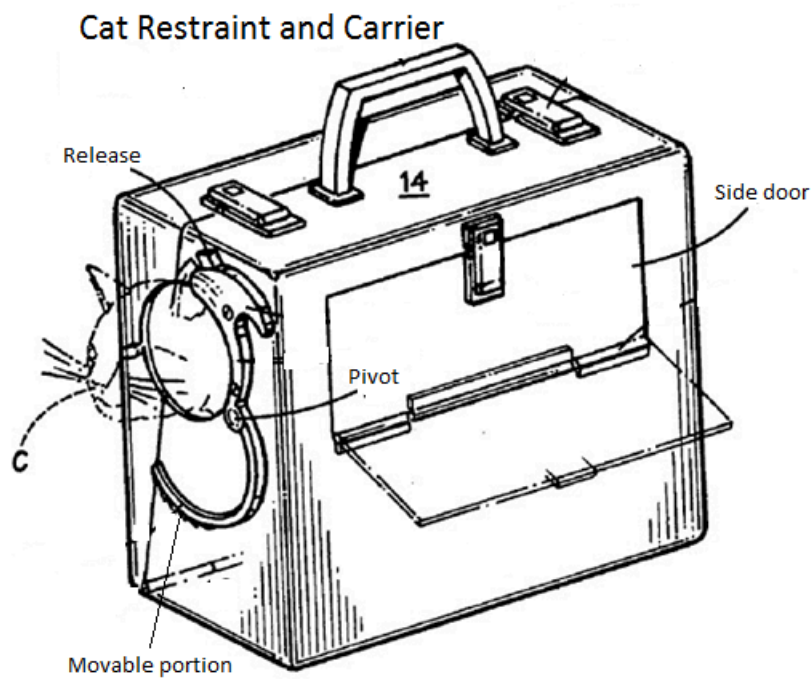
{Boxes or cages}

Definition statement

This place covers:

Rigid containers for transporting animals which can be intended for transport by hand, in automobiles, airplanes, trains, ships or shipping containers or any other means for transportation.

The boxes/cages can also have provisions for food/water, ventilation, etc.



References

Informative references

Attention is drawn to the following places, which may be of interest for search:

Boxes, bags, cages, baskets, harnesses especially adapted for transport in or on automobiles	A01K 1/0272
Boxes, bags, cages, baskets, harnesses especially adapted for transport in or on bicycles or motorcycles	A01K 1/0281
Boxes, bags, cages, baskets, harnesses especially adapted for carrying the animal on the body of a person	A01K 1/029
Vehicles adapted for transporting animals	B60P 3/04
Railway wagons adapted for carrying animals	B61D 3/163

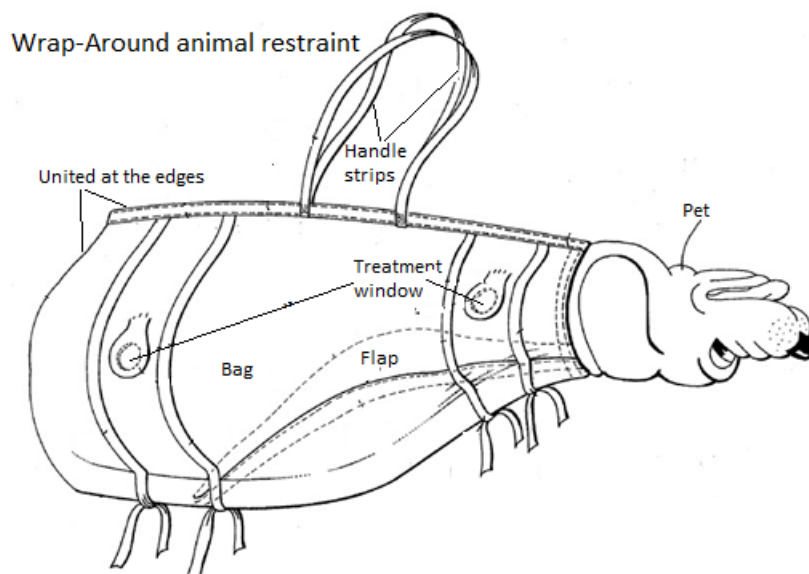
A01K 1/0254

{Bags or baskets}

Definition statement

This place covers:

Bags, baskets or similar not rigid/flexible containers for transporting animals which can have handles or shoulder straps for carrying and can leave parts of the animal outside.



References

Informative references

Attention is drawn to the following places, which may be of interest for search:

Boxes, bags, cages, baskets, harnesses especially adapted for transport in or on automobiles	A01K 1/0272
Boxes, bags, cages, baskets, harnesses especially adapted for transport in or on bicycles or motorcycles	A01K 1/0281

Boxes, bags, cages, baskets, harnesses especially adapted for carrying the animal on the body of a person	A01K 1/029
---	----------------------------

A01K 1/0263

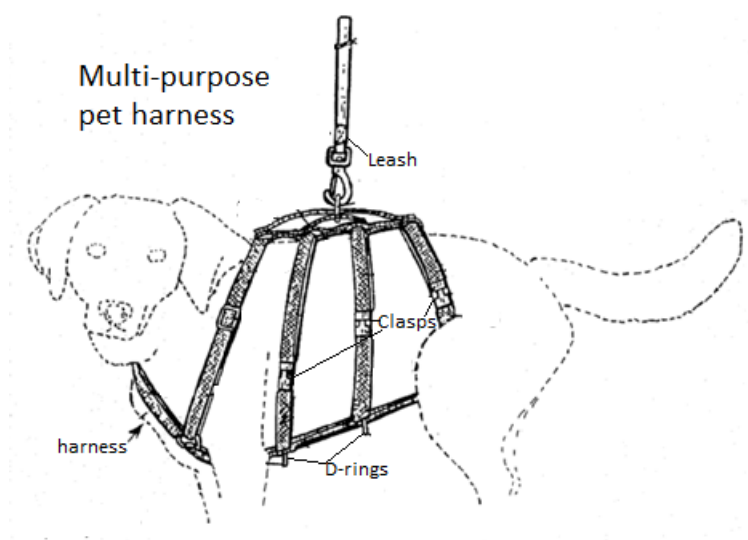
{Harnesses}

Definition statement

This place covers:

Harnesses for transporting, carrying or lifting animals.

These harnesses can be attachable to a seatbelt system.



References

Informative references

Attention is drawn to the following places, which may be of interest for search:

Harnesses	A01K 27/002
Safety belts or body harnesses in vehicles specially adapted for children or animals	B60R 22/10

A01K 1/0272

{Boxes, bags, cages, baskets, harnesses especially adapted for transport in or on automobiles}

Definition statement

This place covers:

Restraining means adapted to carry animals in or on automobiles, which can be interacting with the safety belt, passenger seat, trunk or luggage compartment, trailer or the like.

The restraining means can be a box, a bag, a cage, a basket, a harness or the like which can be either connected to the safety belt or built together with it, can be adapted for transport in the trunk of an automobile and /or can be intended to be transported in or on a car, bus, (fork-) truck, tractor, etc.

This group only covers (road) transport in wheeled motor vehicles.

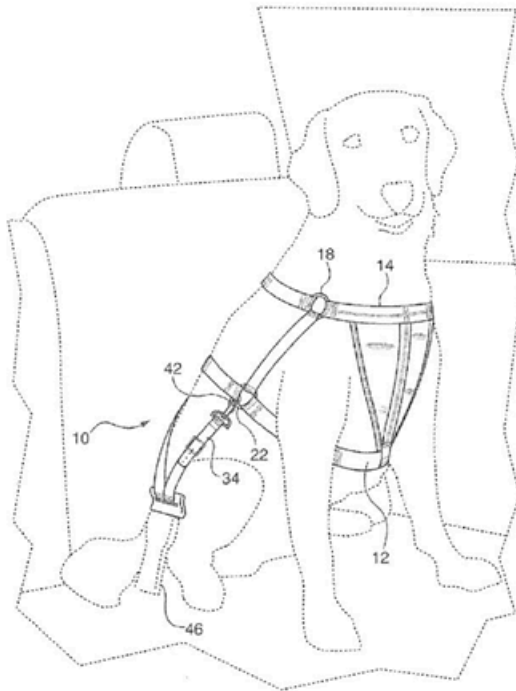


FIG. 1

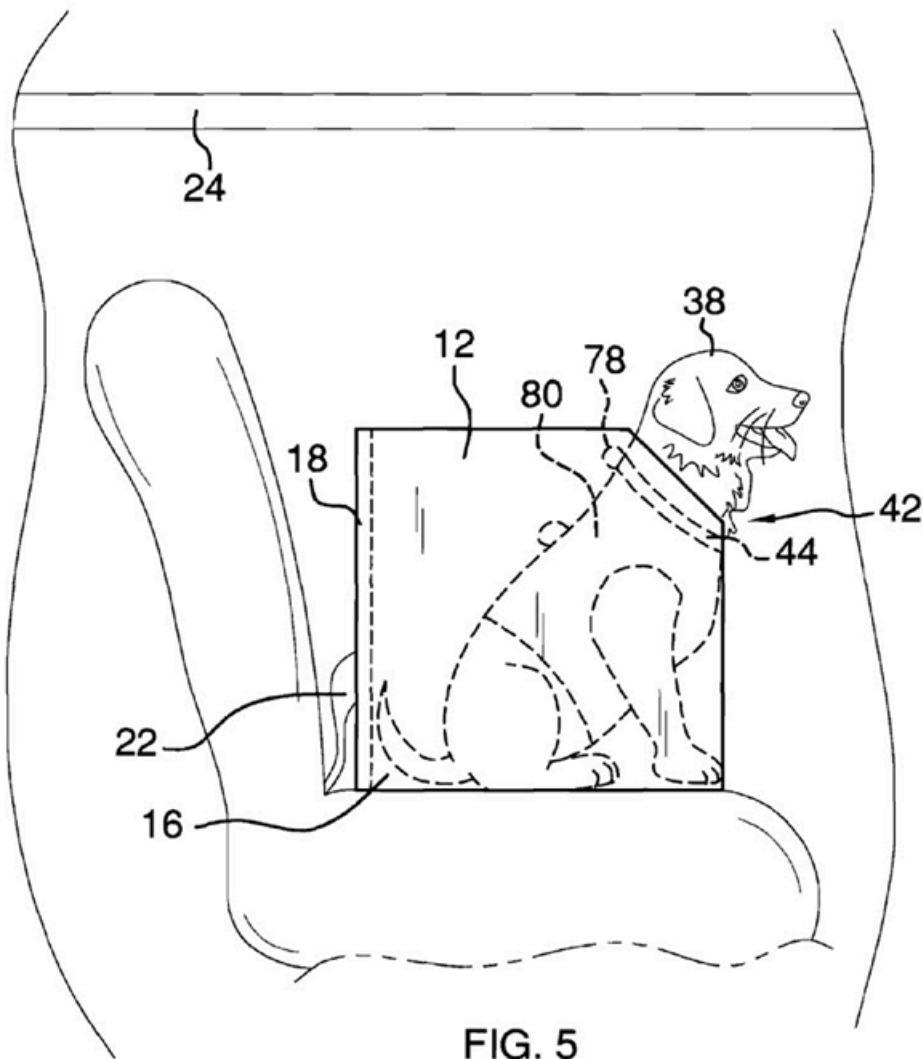


FIG. 5

Relationships with other classification places

This group does not include transport in airplanes, ships, trains, motorbikes, bicycles, etc.

References

Informative references

Attention is drawn to the following places, which may be of interest for search:

Loading ramps mounted on a vehicle	B60P 1/43
Safety belts or body harnesses in vehicles specially adapted for children or animals	B60R 22/10
Loading or unloading vehicles	B65G 67/00
Not permanently installed loading ramps	B65G 69/30

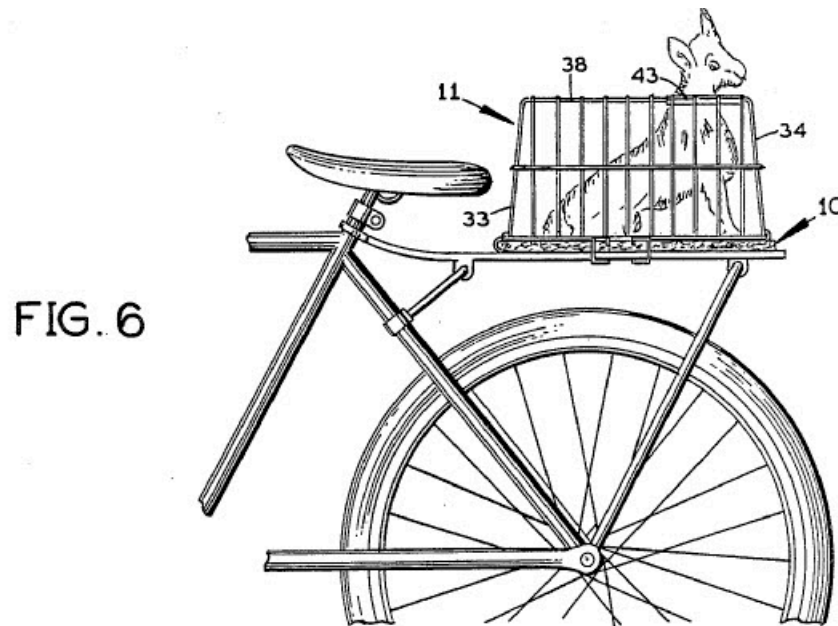
A01K 1/0281

{Boxes, bags, cages, baskets, harnesses especially adapted for transport in or on bicycles or motorcycles}

Definition statement

This place covers:

Restraining means specially adapted for carrying animals in or on bicycles or motorbikes which can be a box, a bag, a cage, a basket, a harness or the like.



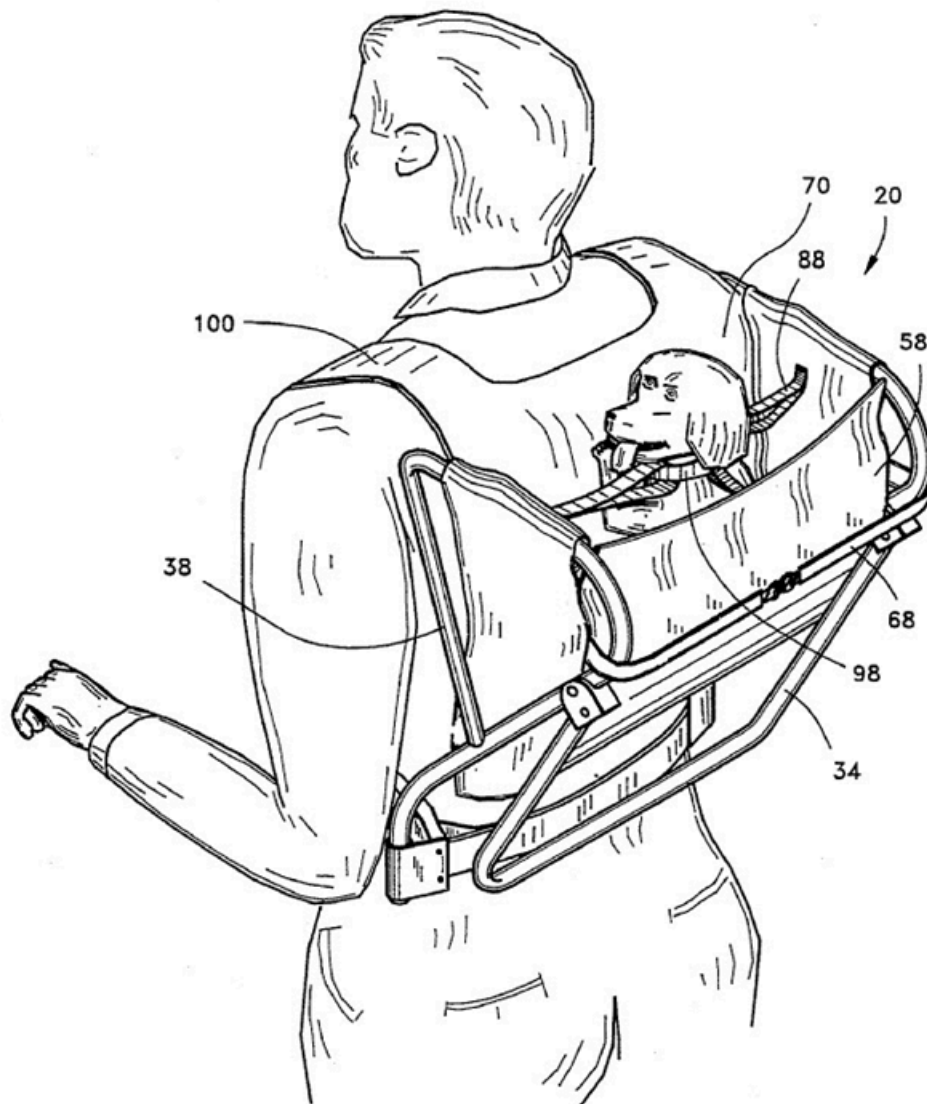
A01K 1/029

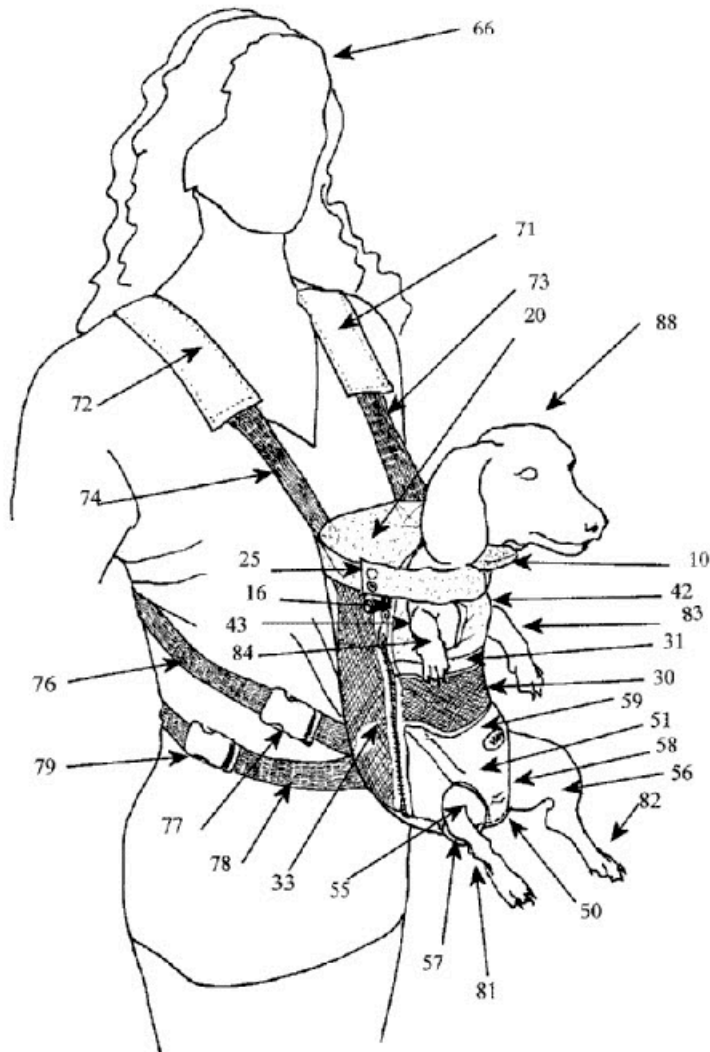
{Boxes, bags, cages, baskets, harnesses especially adapted for carrying the animal on the body of a person (baby carriers [A47D 13/02](#))}

Definition statement

This place covers:

Means for carrying animals on the body of a person which can be on the back, the breast, or any part of the body (but not just lifted by the hands). These means can be a cage, a bag, a harness, or any structure for supporting an animal.





References

Limiting references

This place does not cover:

Baby carriers	A47D 13/02
---------------	----------------------------

A01K 1/03

Housing for domestic or laboratory animals

Definition statement

This place covers:

(Battery-) cages for lab animals, rabbits, fur animals, etc.

Details and elements therefore, e.g. doors, locks etc.

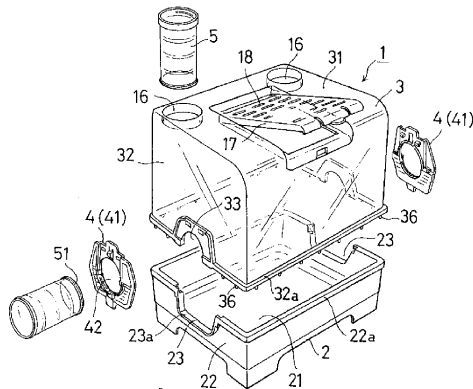
Show stand or -cages.

Cages may be movable, collapsible, portable, adjustable etc.

Definition statement

Cages may be adaptable to other cages.

Artificial burrows, e.g. for foxes.



References

Informative references

Attention is drawn to the following places, which may be of interest for search:

Housing animals; Equipment therefor.	A01K 1/00
Stable partitions.	A01K 1/0005
Cat trays; Dog urinals; Toilets for pets.	A01K 1/0107
Floor coverings, e.g. bedding-down sheets.	A01K 1/015
Devices for use in keeping domestic animals.	A01K 1/035
Feeding or drinking devices associated with cages.	A01K 1/0356
Washing, cleaning, or drying devices.	A01K 13/001
Dropping-boards; Devices for removing excrement.	A01K 31/04
Collapsible cages.	A01K 31/08
Rearing or breeding animals, not otherwise provided for.	A01K 67/00

A01K 1/031

{Cages for laboratory animals; Cages for measuring metabolism of animals}

Definition statement

This place covers:

Cages for laboratory animals, e.g. breeding cages, etc.

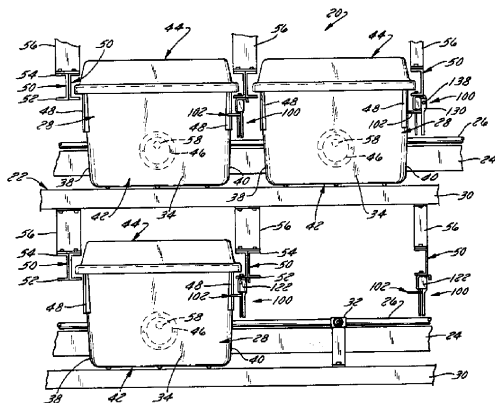
- may include an (automatic) drinking- and feeding system, sanitation system, etc.
- may include a ventilating system, filter cap, etc.
- may include a sample collection and drug delivery apparatus, toxin testing devices, etc.
- may include a device for measuring animal behaviour.

Details therefor, e.g. cage locks, etc.

Rack systems for cages.

Structures for monitoring or investigating laboratory animals' behavior.

Experimental structures or proceeding for all animals.



References

Informative references

Attention is drawn to the following places, which may be of interest for search:

Labyrinths or maze for laboratory animals	A01K 15/02
Slaughtering or stunning by means of gas	A22B 3/005
Movement measuring of laboratory animals, e.g. activity	A61B 5/1105
Clinical application for non-human patients	A61B 6/508
Devices for anaesthetizing animals by gases or vapors; Inhaling devices	A61D 7/04

A01K 1/032

{Rabbit-hutches or cages}

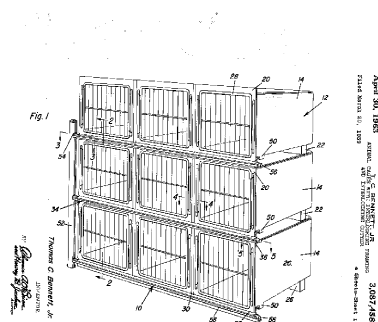
Definition statement

This place covers:

Rabbit-hutches, cages or display units.

- may be movable, collapsible, etc.
- may include a nest box.

Feeding-drinking devices for these cages.



A01K 1/033

{Cat or dog houses}

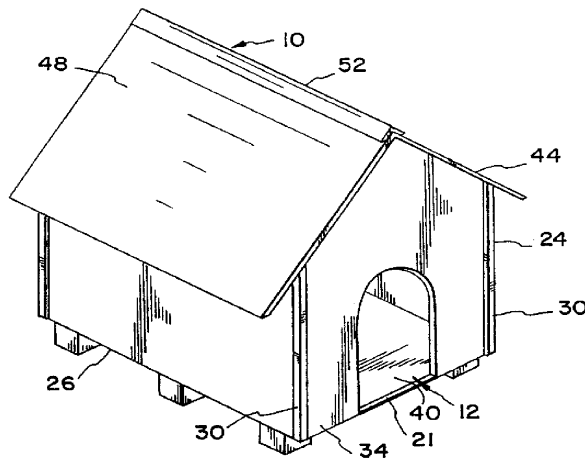
Definition statement

This place covers:

Cat or dog houses or shelters, may be foldable, transportable, adaptable in size, etc.

Houses or shelters may include ventilation/ climate control systems, etc.

Pet crates or cages.



References

Informative references

Attention is drawn to the following places, which may be of interest for search:

Transport devices for animals	A01K 1/0236
Cages for laboratory animals	A01K 1/031
Cages for rabbits	A01K 1/032
Devices for use in keeping domestic animals	A01K 1/035
Toys for animals	A01K 15/025
Cages for poultry	A01K 31/002 , A01K 31/17
Cages, e.g. for singing birds	A01K 31/06

Special rules of classification

Animal play-units comprising entertainment areas, even if also comprising rest surfaces, are covered by [A01K 1/035](#).

A01K 1/034

{Dog-kennels}

Definition statement

This place covers:

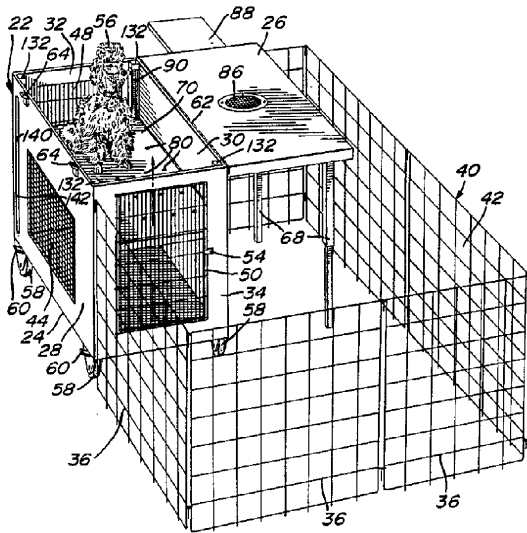
Dog kennel, may be movable, collapsible, portable, etc.

Definition statement

Kennel may include an exercise area, shelter, etc.

Details therefor, door lock, isolating means, drainage system, etc.

Dog-hotel.



A01K 1/035

Devices for use in keeping domestic animals, e.g. fittings in housings or dog beds

Definition statement

This place covers:

Details of caging system.

Animal play-units, multi-purpose structure, e.g. rest and playing combined pet house and all in one animal houses.

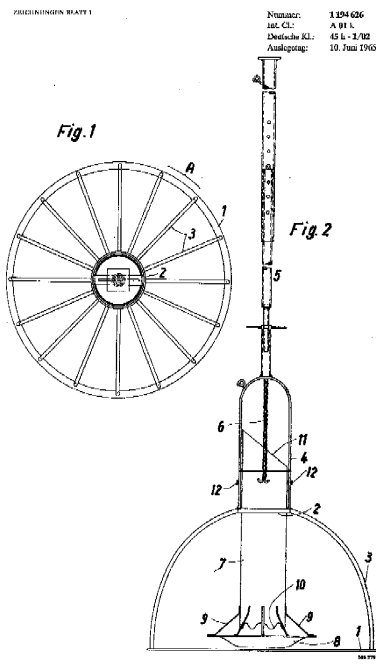
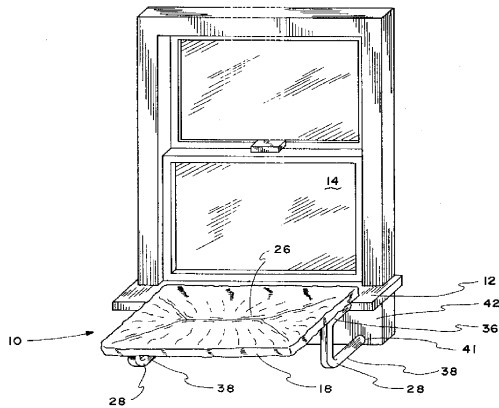
Devices offering various facilities combined, for pets e.g. playing facilities.

Sanding facilities for e.g. chinchilla cages.

Cage washing devices.

Brooders for quadrupeds.

Portable steps for animals, e.g. dog ramp, etc.



References

Informative references

Attention is drawn to the following places, which may be of interest for search:

Air-conditioning, e.g. ventilation, of animal housings.	A01K 1/0047
Cat trays; Dog urinals; Toilets for pets.	A01K 1/0107
Floor coverings, e.g. bedding-down sheets.	A01K 1/015
Cages for laboratory animals; Cages for measuring metabolism of animals.	A01K 1/031
Dog beds.	A01K 1/0353
Washing, cleaning, or drying devices.	A01K 13/001
Training or exercise equipment.	A01K 15/02
Scratching devices, e.g. for cats.	A01K 15/024
Toys for animals.	A01K 15/025

Other apparatus for animal husbandry.	A01K 29/00
Housing birds.	A01K 31/00
Dropping boards; Devices for removing excrement.	A01K 31/04
Serving doors, Passing through doors, Pet doors.	E06B 7/32

A01K 1/0353

{Dog beds}

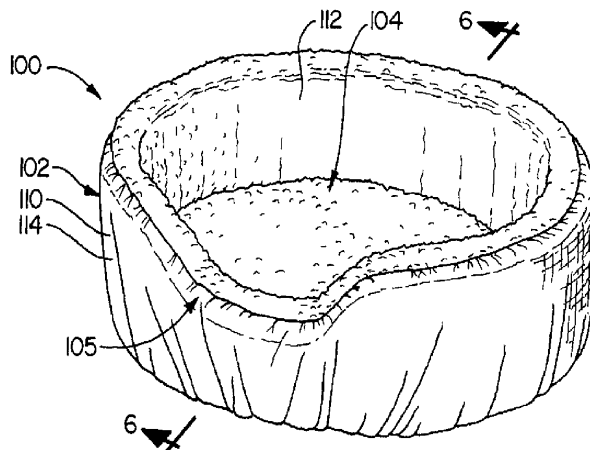
Definition statement

This place covers:

Pet sheets, blankets, beds, mattresses, etc.

- may be foldable, collapsible, portable, etc.
- may be chew-proof.
- may contain fluid, wood-shavings, foam, etc.

Details therefor, e.g. coverings, flea and insect rapping elements, etc.



A01K 1/0356

{Feeding or drinking devices associated with cages (for poultry [A01K 31/005](#), [A01K 31/17](#), [A01K 39/00](#); for birds [A01K 31/06](#))}

Definition statement

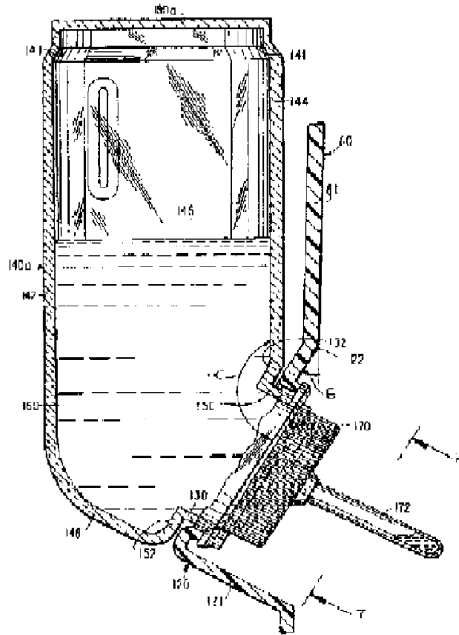
This place covers:

Feeding and/or drinking devices adapted for small animal cages.

May include a control system, multiple-dosage system, toy function, etc.

Details therefor, e.g. securing apparatus, etc.

Devices may be gnaw resistant.



References

Limiting references

This place does not cover:

For poultry	A01K 31/005 , A01K 31/17 , A01K 39/00
Cages, e.g. for singing birds	A01K 31/06

Informative references

Attention is drawn to the following places, which may be of interest for search:

Housing for domestic or laboratory animals.	A01K 1/03
Devices for use in keeping domestic animals.	A01K 1/035
Feed troughs; Feed pails.	A01K 5/01

A01K 1/04

Tethering-poles or the like

Definition statement

This place covers:

Means for attaching chains or the like to a fixed structure, to the ground or to a vehicle, e.g. bicycle.

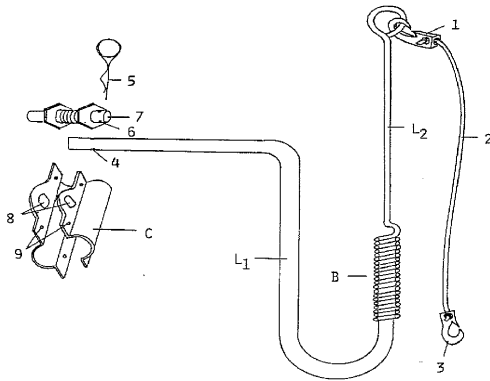
(Dog) leash attachments, e.g. to vehicle or to bicycle.

Attachment may be fixed or movable.

The means must be other than mere hooks, eyes or the like.

Definition statement

Guiding rails or cables, for attaching chains, etc.



References

Informative references

Attention is drawn to the following places, which may be of interest for search:

Boxes, bags, harnesses for transport in or on automobiles.	A01K 1/0272
Boxes, bags, harnesses for transport in or on bicycles or motorcycles.	A01K 1/0281
Devices for fastening animals, e.g. halters, toggles, ...	A01K 1/06
Devices for grooming or caring of animals; Tail-holders...	A01K 13/00
Training or exercise equipment.	A01K 15/02
Leads or collars, e.g. for dogs.	A01K 27/00

A01K 1/06

Devices for fastening animals, e.g. halters, toggles, neck-bars or chain fastenings

Definition statement

This place covers:

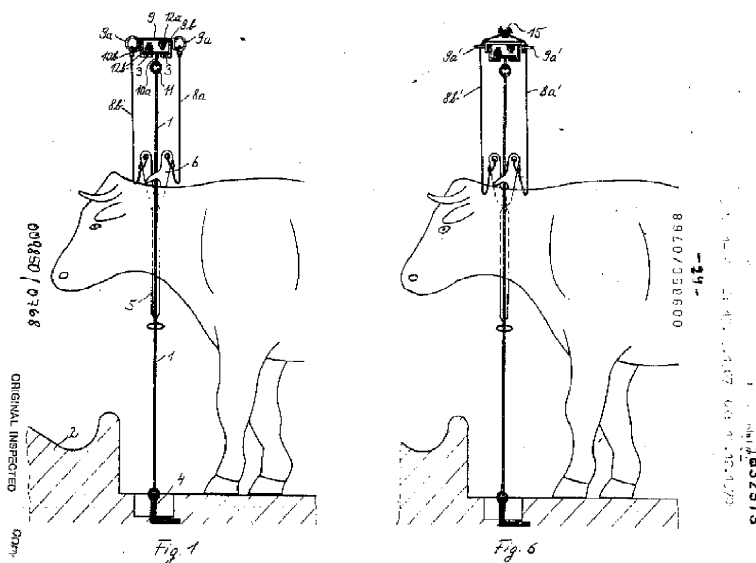
Devices for fastening animals to stable structures: may include chains, movable braces, etc.

Combinations of grids and other fastening means.

Devices for automatically trapping an animal, by means of automatically trapping an element, around the neck of an animal.

Definition statement

Cattle head gate assembly, may be automatic.



References

Informative references

Attention is drawn to the following places, which may be of interest for search:

Stable partitions	A01K 1/0005
Feeding pens for pigs or cattle	A01K 1/0209
Tethering-poles or the like	A01K 1/04
Stanchions	A01K 1/0606
Chain fastenings	A01K 1/064
Arrangements for simultaneously releasing several animals	A01K 1/08
Devices for impeding movement; Devices for impeding passage through fencing , e.g. hobbles or the like; Anti-kicking devices	A01K 15/04

Glossary of terms

In this place, the following terms or expressions are used with the meaning indicated:

Halter: an arrangement of straps fixed around an animal's head and used to lead or tie-up livestock.

Neck-bar: a mechanical device for restraining animals (e.g. cows) by clamping their necks in a releasable frame or cage.

A01K 1/0606

{by means of grids with or without movable locking bars ([A01K 1/08](#) takes precedence)}

Definition statement

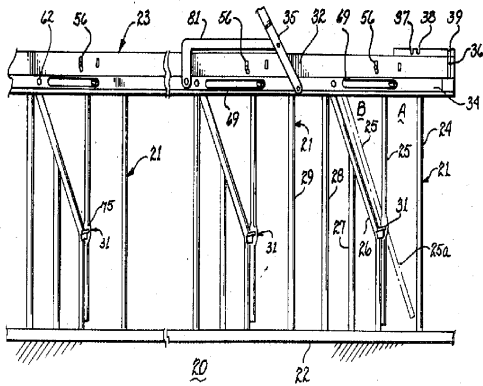
This place covers:

Grids for fastening animals between grids.

Definition statement

may have no, some or only movable bars. Bars may be movable in any plane or way.

Details therefor, e.g. locking systems, feeding rack beam, anti-hanging system, etc



References

Limiting references

This place does not cover:

Simultaneously releasing several animals	A01K 1/08
--	---------------------------

Informative references

Attention is drawn to the following places, which may be of interest for search:

Stable partitions	A01K 1/0005
Feeding pens for pigs or cattle	A01K 1/0209
Devices for fastening animals, e.g. halters, toggles,	A01K 1/06
Devices for immobilisation or restraint of animals,	A01K 1/0613
Neck-bars	A01K 1/062
Feed racks	A01K 1/10
Milking stations	A01K 1/12

A01K 1/0613

{Devices for immobilisation or restraint of animals, e.g. chutes (pens for animals while being shod [A01L 13/00](#); appliances for supporting or fettering animals for operative purposes [A61D 3/00](#))}

Definition statement

This place covers:

Devices, in particular pens or boxes, for immobilising animals, e.g. animal chute, squeeze, crusher, etc.

may include animal head restrainer, weighing appliances, etc.

Devices may be mountable on a vehicle, portable, adjustable in size, etc.

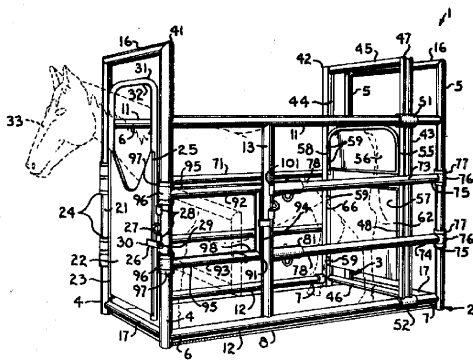
Definition statement

The immobilisation is confining or cramping rather than fettering, lifting and/or overturning may be additional.

Details for these devices, e.g. doors, tail gates, etc.

Starting boxes for rodeos, pig holders, sheep cradles, drafting gates, etc.

Loading ramps for animals.



References

Limiting references

This place does not cover:

Pens for animals while being shod	A01L 13/00
Appliances for supporting or fettering animals for operative purposes	A61D 3/00

Informative references

Attention is drawn to the following places, which may be of interest for search:

Stable partitions	A01K 1/0005
Pigsties; Dog-kennels; Rabbit hutches or the like	A01K 1/02
Feeding pens for pigs or cattle	A01K 1/0209
Devices for use in keeping domestic animals	A01K 1/035
By means of grids with or without movable locking bars	A01K 1/0606
Pasturing equipment, Corrals, Grids for preventing cattle.	A01K 3/00
Devices for grooming or caring of animals	A01K 13/00
Devices for taming animals, overturning animals.	A01K 15/00
Other apparatus for animal husbandry	A01K 29/00
Slaughtering or stunning by electric current	A22B 3/06
Accessories for use during or after slaughtering	A22B 5/00
Slaughtering pens	A22B 5/02
Slaughterhouse arrangements	A22B 7/00
Loading or unloading transport vehicles	B60P 1/04

A01K 1/062

Neck-bars {, e.g. neck collars}

Definition statement

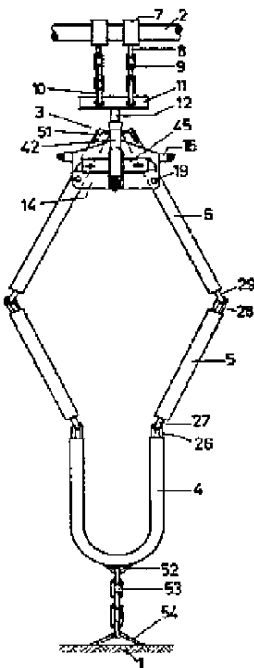
This place covers:

Devices for tying up an animal; stanchions suspended from a structural part above, forming a movable collar-like frame.

may be automatic; self-locking.

Details therefor, e.g. alignment device, triggering mechanism, etc.

Stanchions do not form part of, nor cooperate with, a grid. They are independent of grids.



References

Informative references

Attention is drawn to the following places, which may be of interest for search:

Devices for fastening animals.	A01K 1/06
Arrangements for simultaneously releasing several animals.	A01K 1/08

A01K 1/064

Chain fastenings

Definition statement

This place covers:

Devices for fastening chains, or similar elements around animals' necks, to the stable structure.

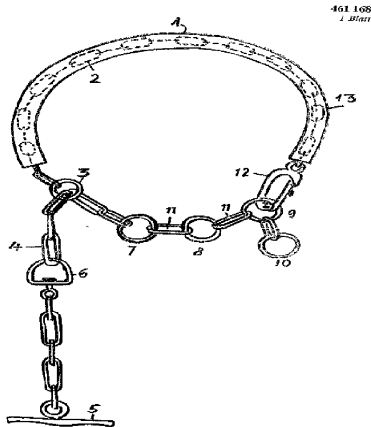
may be fastened around the necks or bellies of the animals.

Definition statement

Fastening point(s) to stable may be movable.

Fastening element is carried by animal, independent of the stable structure.

Details therefore, e.g. hooks, halter fittings, etc.



References

Informative references

Attention is drawn to the following places, which may be of interest for search:

Stable partitions	A01K 1/0005
Tethering-poles or the like	A01K 1/04
Devices for fastening animals	A01K 1/06
Arrangements for simultaneously releasing several animals	A01K 1/08

A01K 1/08

Arrangements for simultaneously releasing several animals

Definition statement

This place covers:

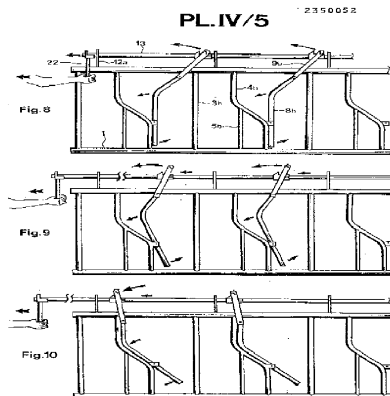
Devices for simultaneously releasing several fastening animals.

may be released by e.g. chain mechanism, etc. (Less important)

Fastening means may be of any possible kind.

Release means may be automatic, by hand, etc. (e.g. connected with door controls, or frightening means).

Parts of stable may be movable.



References

Informative references

Attention is drawn to the following places, which may be of interest for search:

Devices for fastening animals.	A01K 1/06
By means of grids with or without movable locking bars	A01K 1/0606
Neck-bars	A01K 1/062
Chain fastenings	A01K 1/064

A01K 1/10

Feed racks

Definition statement

This place covers:

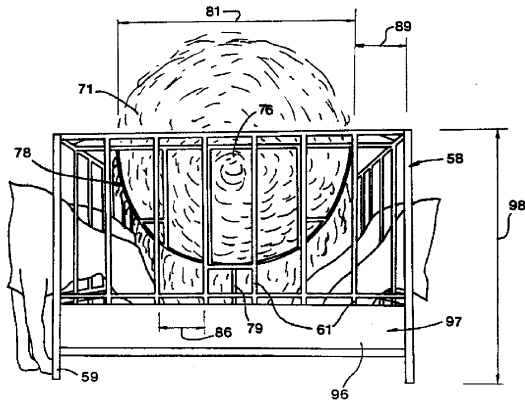
Barriers for feeding roughage, indoors, or outdoors (except for poultry or small animals).

may be movable (by animal or motor), portable, collapsible, transportable.

Devices may contain a trough, incorporated in e.g. a hay rack.

Barriers may be electrified and may consist of e.g. a feeding rack, etc.

Details therefor, e.g. fastening grids, etc.



References

Informative references

Attention is drawn to the following places, which may be of interest for search:

Housing animals; Equipment therefor	A01K 1/00
Stable partitions	A01K 1/0005
Feeding or drinking devices associated with cages.	A01K 1/0356
By means of grids with or without movable locking bars	A01K 1/0606
Movable feed barriers	A01K 1/105
Feeding devices for stock or game	A01K 5/00
Feed bags or nets	A01K 5/008
Feed troughs; Feed pails	A01K 5/01
devices for impeding movement of animals	A01K 15/04

A01K 1/105

{Movable feed barriers, slides or fences}

Definition statement

This place covers:

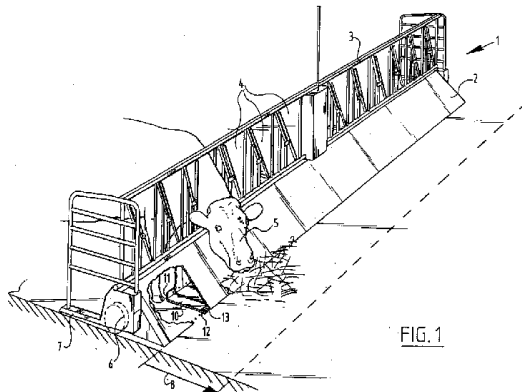
Movable feed barriers, slides or fences for use in or outside the stable. Mainly for cattle.

by means of moving fodder to the barriers or moving the barriers to the fodder.

Barriers are movable by means of wheels, rails, guiding cables, etc.

may include a motor.

(Autonomous) trolley pushing feed back to fence.



References

Informative references

Attention is drawn to the following places, which may be of interest for search:

Automatic devices with stable trolley for distributing feed	A01K 5/0266
---	-----------------------------

A01K 1/12

Milking stations

Definition statement

This place covers:

Milking parlours or stables.

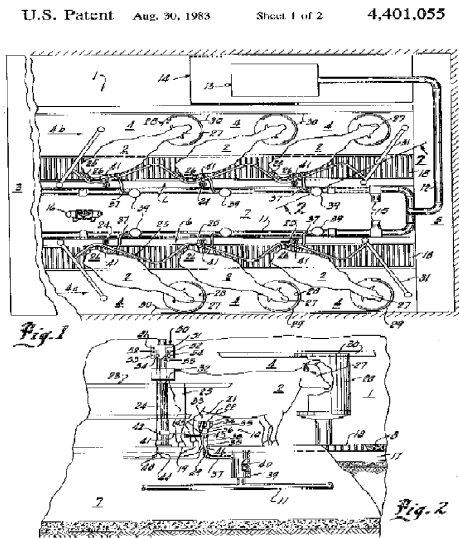
may be movable or transportable, e.g. outdoors.

Equipment therefor, except milking systems, e.g. feeding devices, udder massage and cleaning devices, identification methods, etc.

Fastening devices specially adapted to milking stations.

Cow positioning methods and apparatus, e.g. including crowd gate.

Door controls for milking-parlours, if part of a whole structure.



References

Informative references

Attention is drawn to the following places, which may be of interest for search:

Housing animals; Equipment therefor	A01K 1/00
Stable partitions	A01K 1/0005
Feeding pens for pigs or cattle	A01K 1/0209
By means of grids with or without movable locking bars	A01K 1/0606
Automatic identification systems for animals	A01K 11/006
Washing, cleaning, or drying devices	A01K 13/001
Devices for milking	A01J 1/00 - A01J 9/00

A01K 1/123

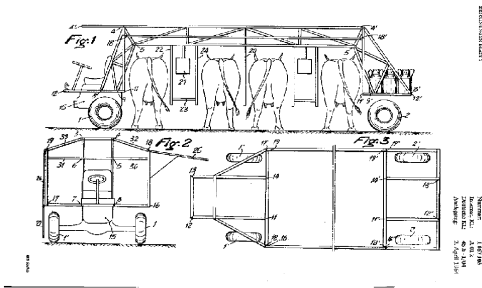
{Mobile milking parlours}

Definition statement

This place covers:

Mobile milking parlours, may be used in barn and on pasture ground.

- may be motor-driven.
- may be foldable, transportable, etc.
- may be computer controlled.



A01K 1/126

{Carousels}

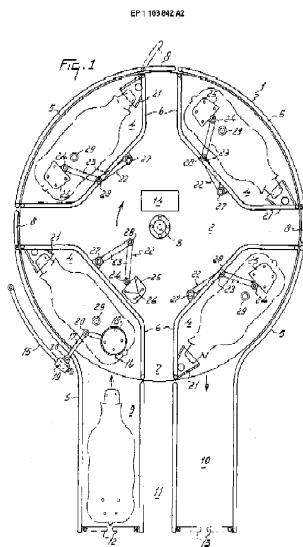
Definition statement

This place covers:

Milk units are arranged in carousel.

- may be mobile.
- may include rotary animal platform.

Details therefor, e.g. movement detectors, movable floor, wash-system, drive arrangements, etc.



References

Informative references

Attention is drawn to the following places, which may be of interest for search:

Rotary, round or circular animal barns	A01K 1/0041
Rotary buildings	E04B 1/346

A01K 3/00

Pasturing equipment, e.g. tethering devices; Grids for preventing cattle from straying; Electrified wire fencing (electric circuits or apparatus for supplying electric wire fencing [H05C](#))

Definition statement

This place covers:

Fixed fences, guiding corridors and corrals for outdoor use.

Fences also may include chemicals e.g. coatings to prevent chewing such as pepper.

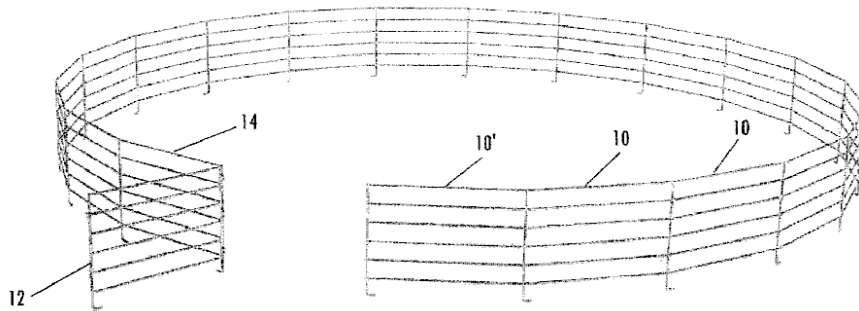
Corrals may be combined with shelters, etc.

Fences may serve as windbreak.

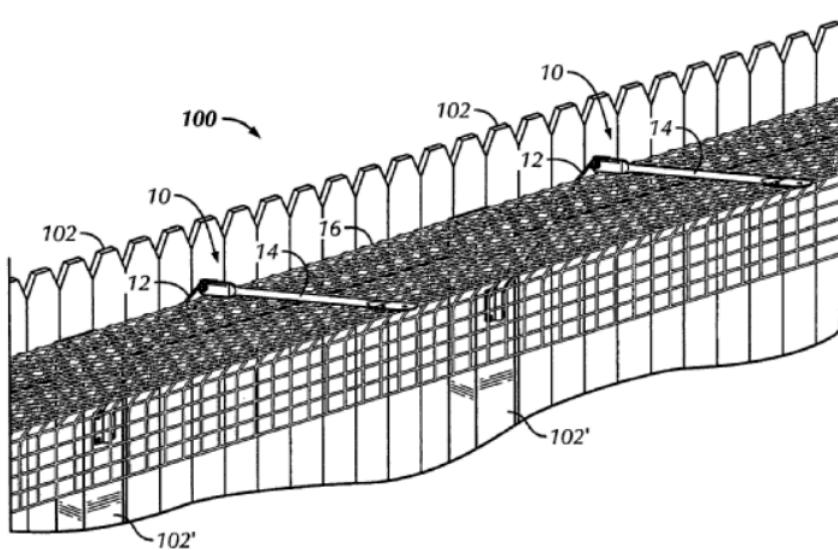
Tools for installing or dismantling fences.

Details therefor, e.g. fastening devices, wire tightening equipment, posts, etc.

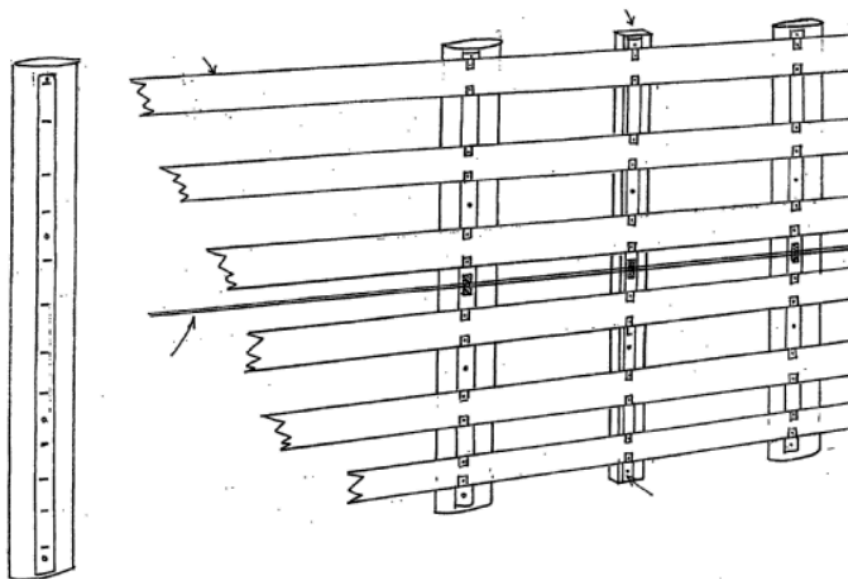
Illustrative example of subject matter classified in this group.



A fencing apparatus for preventing animals from climbing over a fence.



Fence with viable bands.



References

Limiting references

This place does not cover:

Electric circuits or apparatus for supplying electric wire fencing	H05C
--	----------------------

Informative references

Attention is drawn to the following places, which may be of interest for search:

Housing animals; Equipment therefor	A01K 1/00
Stable partitions	A01K 1/0005
Tethering-poles or the like	A01K 1/04
Training or exercise equipment	A01K 15/02
Preventing or obstructing access or passage, e.g. by means of barriers, spikes, cords, obstacles or sprinkled water	A01M 29/30
Slaughterhouse driving corridors	A22B 7/00
Gates for obstructing traffic	E01F 13/00
Construction of fencing in general	E04H 17/00
Gates or doors allowing passage through fences	E06B 11/02

A01K 3/001

{Portable, temporary, and collapsible fencing for pastures}

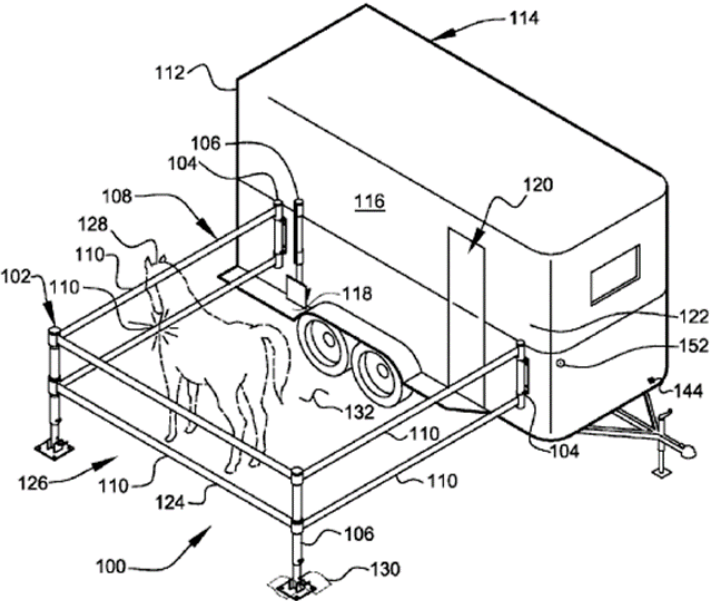
Definition statement

This place covers:

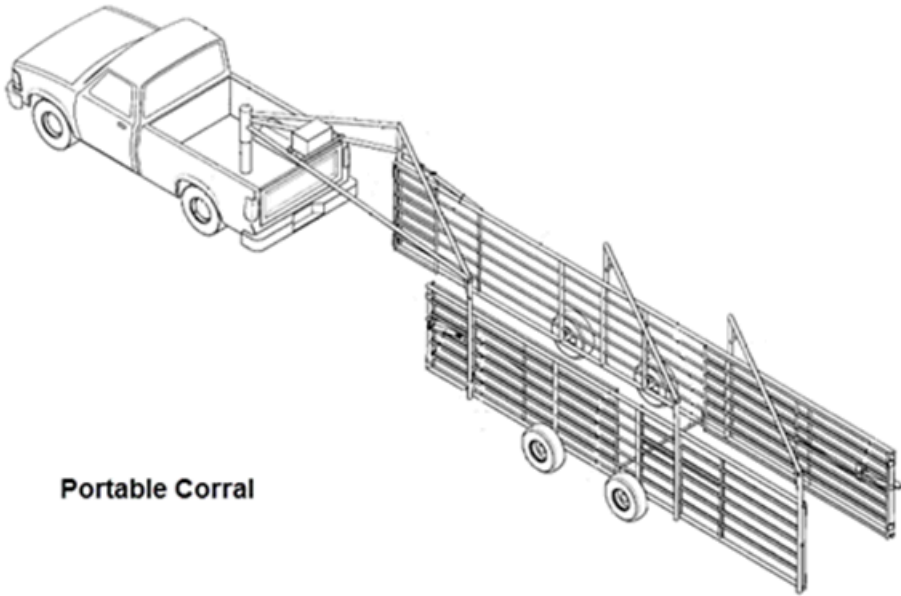
Fences, guiding corridors and corrals for outdoor use which may be portable, collapsible, moveable while in use, or deployable i.e. for temporary use.

Can be electric.

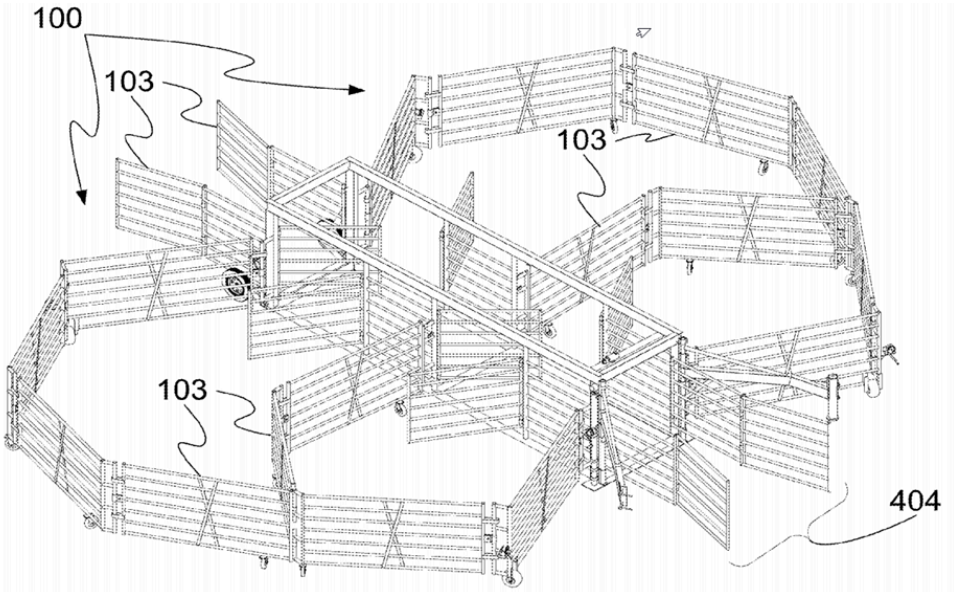
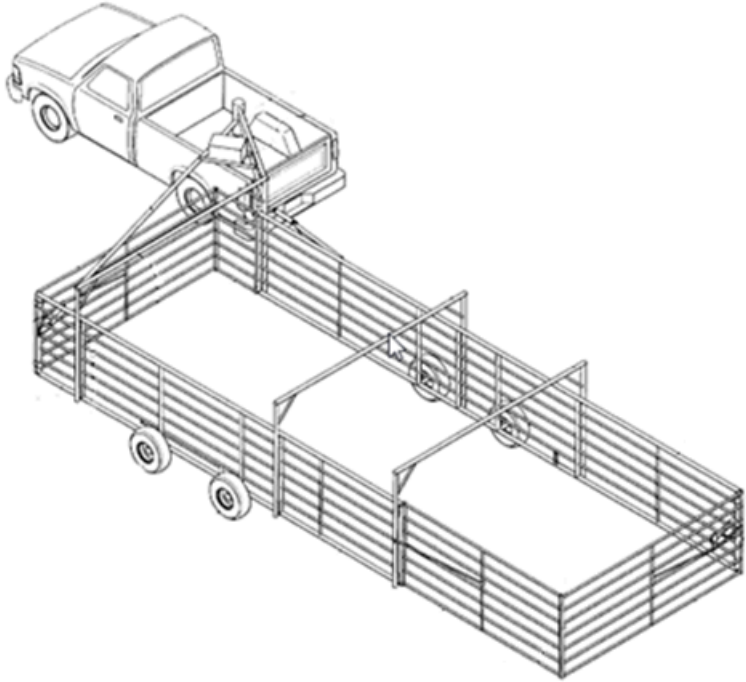
Illustrative example shows a portable fence with a series of upright posts comprising internal power sources.



Illustrative example shows a portable corral in a transport and an in-use position.



Portable Corral



References

Informative references

Attention is drawn to the following places, which may be of interest for search:

Movable feed barriers, slides or fences	A01K 1/105
Electrified wire fencing	A01K 3/005
Corrals i.e. easily transportable or demountable enclosures not for animals	E04H 17/18

Special rules of classification

Special attention to documents related to movable feeding fences used outside for letting the animals (mainly cattle) advance in a field for feeding. These documents are classified in [A01K 1/105](#).

A01K 3/002

{Grids for preventing cattle from straying through an open passage of an enclosure}

Definition statement

This place covers:

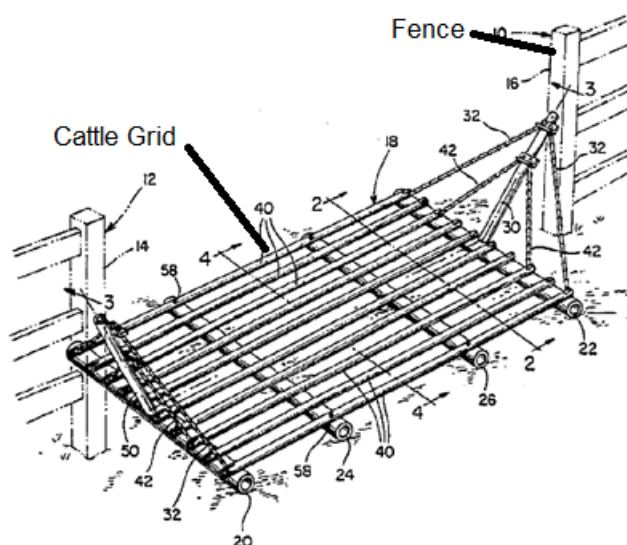
Devices for preventing animals from passing through a gap in a fence where a road is passing. Vehicles or pedestrians may pass freely.

These devices might be grids, gates, guards, etc.

Grids may include movable parts, etc.

Gutter guards (other than mere gratings or the like), preventing cattle from stepping into gutters in stables.

Illustrative example of subject matter classified in this group.



References

Informative references

Attention is drawn to the following places, which may be of interest for search:

Floor coverings, e.g. bedding-down sheets	A01K 1/015
Training or exercise equipment	A01K 15/02
Devices for impeding passage through fencing	A01K 15/04
Cattle guards connected to the permanent way	E01B 17/00
Road profiles	E01F 13/00

A01K 3/004

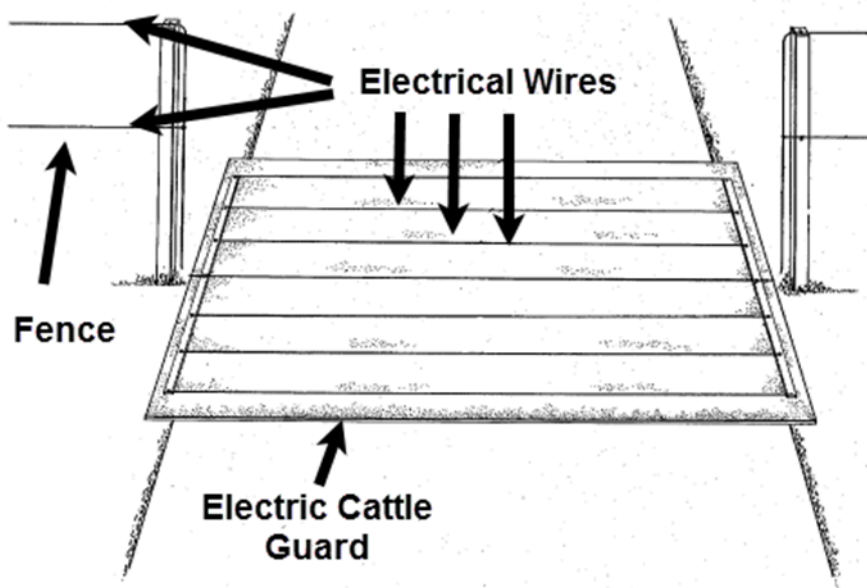
{of electrical type, e.g. tape, wire, or rod}

Definition statement


This place covers:

Electrical means for preventing cattle from straying from an enclosure, e.g. electrified grids, guards, mats.

Illustrative example shows an electric wire fence and an electric cattle guard formed of electrical wires.



Illustrative example shows an electrified mat.



References

Informative references

Attention is drawn to the following places, which may be of interest for search:

Electrified wire fencing	A01K 3/005
Cattle guards connected to the permanent way	E01B 17/00

A01K 3/005

{Electrified fencing for pastures}

Definition statement

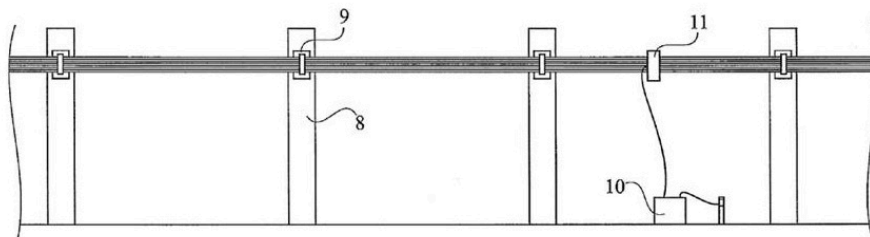
This place covers:

Electric wire fencing, may be portable, movable, etc.

Components therefor, e.g. wire, tape rods, posts, etc.

Apparatus for dispensing and collecting electrified wire, may be attachable to vehicle.

Illustrative example of subject matter classified in this group.



References

Informative references

Attention is drawn to the following places, which may be of interest for search:

Electrical grids for preventing cattle from straying	A01K 3/004
Fencing in general provided with electric elements	E04H 17/017
Fence-wire	H01B 5/008
Insulators for electric fences	H01B 17/145

Special rules of classification

Insulators used for connecting fence posts to wire carrying the electric current are classified in

[H01B 17/145](#).

A01K 3/006

{Gates specially adapted therefor}

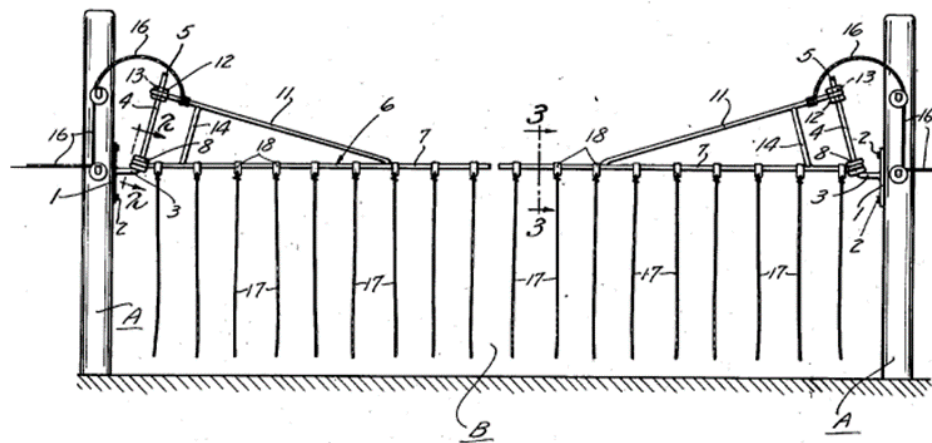
Definition statement

This place covers:

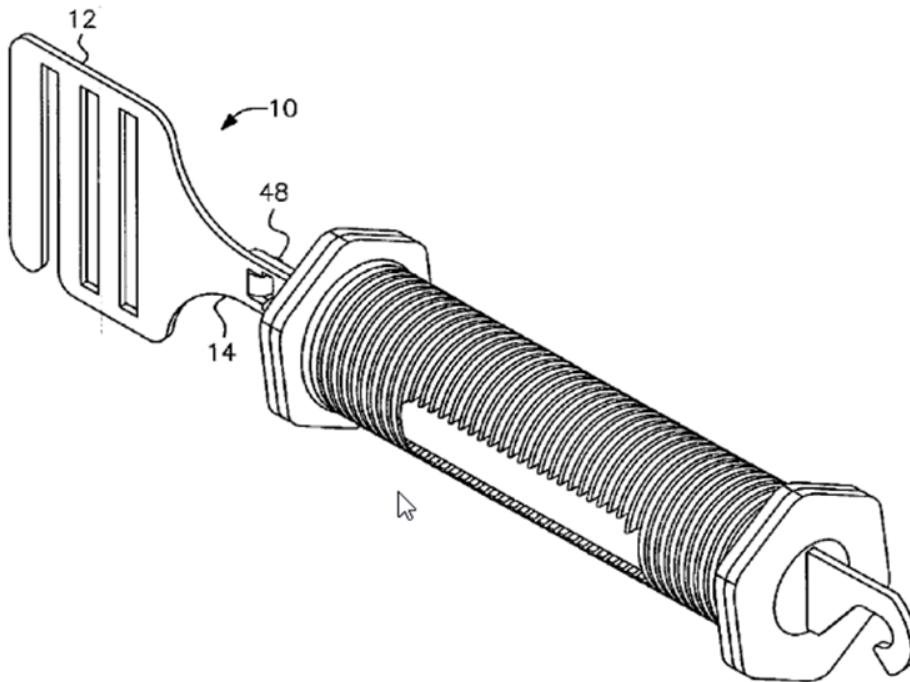
Electrified gates.

Handles used for electric fencing.

Illustrative example of electric gate to keep in livestock and allow passage of a car.



Electric fence gate handle.



References

Informative references

Attention is drawn to the following places, which may be of interest for search:

Gates or doors within stables	A01K 1/0017
Preventing or obstructing access or passage, e.g. by means of barriers, spikes, cords, obstacles or sprinkled water	A01M 29/30
Gates for obstructing traffic	E01F 13/00
Gates or doors allowing passage through fences	E06B 11/02
Insulators for electric fences	H01B 17/145

A01K 5/00

Feeding devices for stock or game ([A01K 1/10](#) takes precedence; feeding devices for poultry or other birds [A01K 39/00](#)); Feeding wagons; Feeding stacks}

Definition statement

This place covers:

Feeders for roughage or general feed dispensing, may be transportable.

Tractor borne feeders, mainly for outdoor use.

Grating or roughage feeding corrals or barriers, transportable for outdoor use.

Mobile feeding stations, may include shelters.

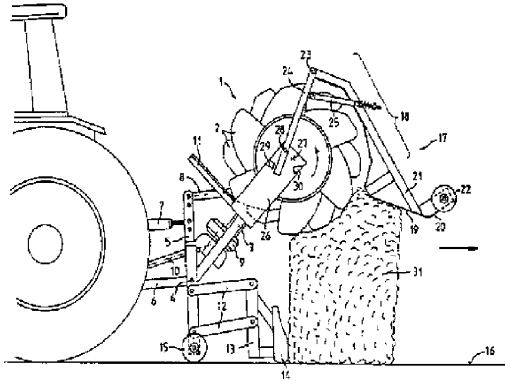
bale distributors or -shredders for (outdoor) feeding.

Definition statement

Feeders may contain mixers. (e.g. mixing, mincing, weighing devices etc.)

Feeding wagons.

Feeding stacks.



References

Limiting references

This place does not cover:

Feed racks	A01K 1/10
feeding devices for poultry or other birds	A01K 39/00

Informative references

Attention is drawn to the following places, which may be of interest for search:

Feeding or drinking devices associated with cages	A01K 1/0356
By means of grids with or without movable locking bars	A01K 1/0606
Pasturing equipment; Grids for preventing cattle from	A01K 3/00
Automatic devices	A01K 5/02
With stable trolleys	A01K 5/0266
Distributing roughage	A01D , A01F
Preparing animal feed and roughage	A23N 17/00
Animal feed mixers	B01F 27/21

Glossary of terms

In this place, the following terms or expressions are used with the meaning indicated:

Stock: animals kept or raised for use or pleasure

A01K 5/001

{Fodder distributors with mixer or shredder (adaptations of cutting machine [A01F 29/00](#))}

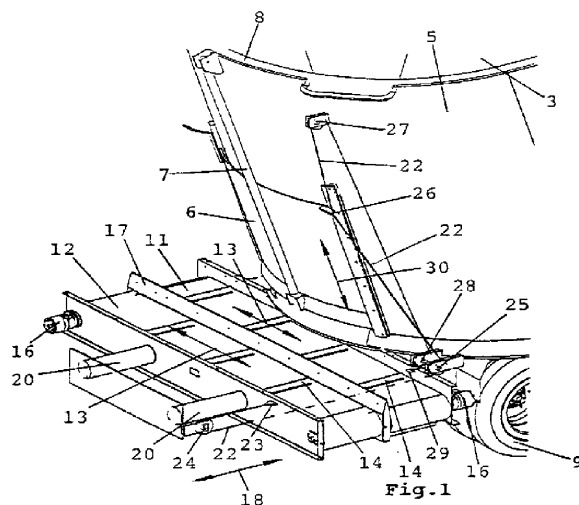
Definition statement

This place covers:

Devices for mixing or shredding and distributing fodder.

- may be mountable on vehicle.

Details therefor, e.g. cutter blade, loaders, etc.



References

Limiting references

This place does not cover:

Cutting apparatus specially adapted for cutting hay, straw or the like	A01F 29/00
--	----------------------------

Informative references

Attention is drawn to the following places, which may be of interest for search:

Mixing cattle, poultry, stock or game food	B01F 2101/18
--	------------------------------

A01K 5/002

{with mixing or shredding element rotating on horizontal axis}

Definition statement

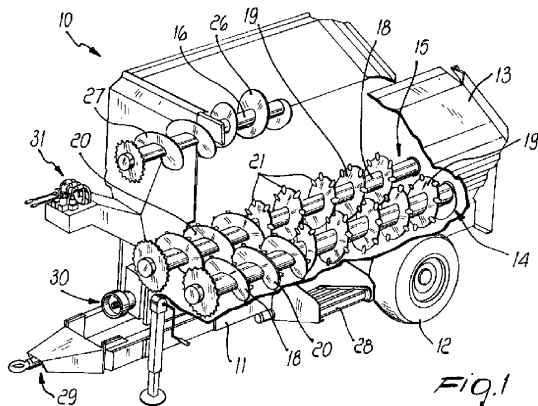
This place covers:

Fodder distributors including a mixing or rotating element on a horizontal axis.

may be mountable or attachable to vehicle, e.g. tractor.

Details therefor, e.g. screws, cutting blade, scraping blades, etc.

Devices may include on or more mixing units, dispensing apparatus, etc.



References

Informative references

Attention is drawn to the following places, which may be of interest for search:

Mixers; stirrers rotating about a horizontal/inclined axis	B01F 27/60
--	----------------------------

A01K 5/004

{with mixing or shredding element rotating on vertical axis}

Definition statement

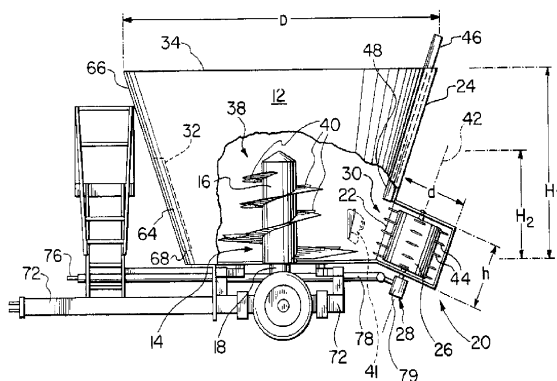
This place covers:

Fodder distributors including a mixing or rotating element on a vertical axis.

may be mountable or attachable to vehicle, e.g. tractor.

Devices may include weighing machine, mixing container, loading mechanism etc.

Details therefor, e.g. blades, etc.



References

Informative references

Attention is drawn to the following places, which may be of interest for search:

Mixers; stirrers rotating about a vertical axis	B01F 27/80
---	----------------------------

A01K 5/005

{where fodder, e.g. bales, is conveyed by conveyor or slide to mixing or shredding elements on transversal and horizontal axes}

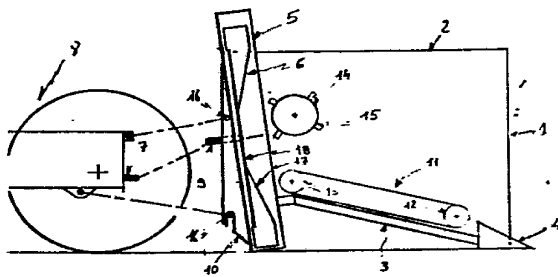
Definition statement

This place covers:

Devices including a conveyor or slide to mixing or shredding elements, including transversal and horizontal axes.

- may be mountable or attachable to vehicle, e.g. tractor.
- may include bale un-roller, bale loosening system, (un)loader, etc.

Details therefor, e.g. ejector, mixer, cutter, etc.



A01K 5/007

{with mixing or shredding area contained inside an endless chain or belt conveyor}

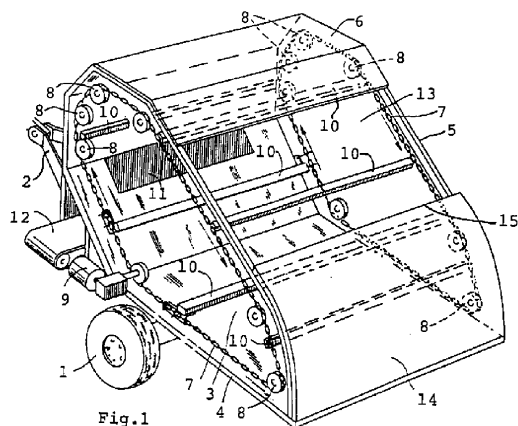
Definition statement

This place covers:

Devices with mixing or shredding area contained inside an endless chain or belt conveyor.

- may be attachable to vehicle.
- mixing element may be movable.

Details therefor, e.g. measuring equipment, cutting member, etc.



EP-A-0838147

A01K 5/008

{Feed bags}

Definition statement

This place covers:

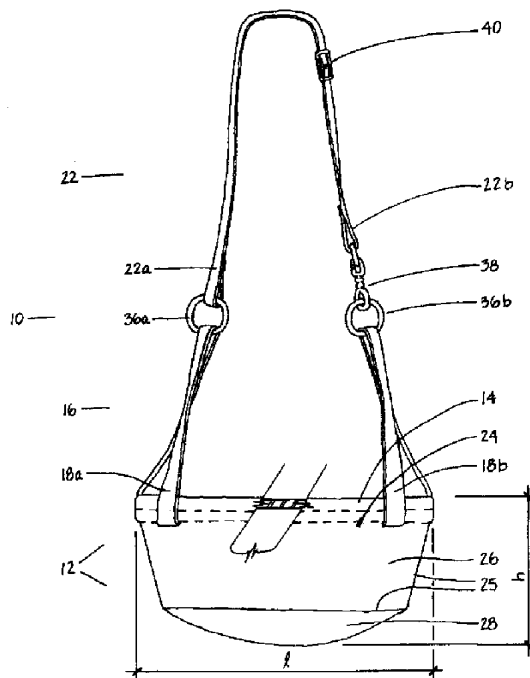
Feed bags or nets, mostly for horses.

Details therefor, e.g. attachments for feed bags, etc.

Bucket holders, e.g. for rearing calves, etc.

Feeding containers for animals, pig troughs, bracket for animal feeders, etc.

Devices may be portable, collapsible, etc.



References

Informative references

Attention is drawn to the following places, which may be of interest for search:

Feed racks	A01K 1/10
Feed troughs; Feed pails	A01K 5/01
Sucking apparatus for young stock	A01K 9/00
Details or accessories; Fastening devices for bridles, reins, harnesses, or the like	B68B 5/00
Nose-bags for oats	B68B 5/06

A01K 5/01

Feed troughs; Feed pails {(A01K 1/10 takes precedence)}

Definition statement

This place covers:

Animal feed containers, may include cover lid, etc.

Feed troughs, may include reservoir, etc.

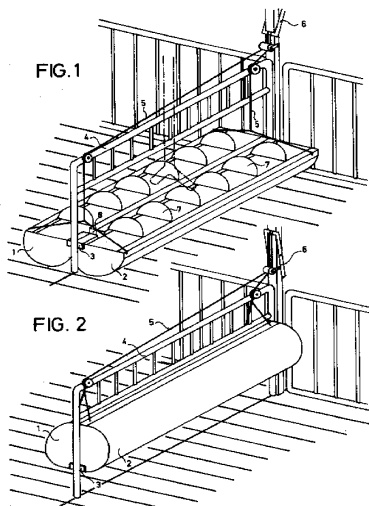
Feeding device holder, e.g. bucket holder, etc.

Feeding devices, may be movable, mountable (on walls, vehicles etc.), portable, adjustable, etc.

Feeding devices may be automatic, may include a weighing device, lifting system, etc.

ÖSTERREICHISCHES PATENTAMT
Ausgegeben am 10. Januar 1979
3 Blatt - Bl.1

Patentschrift Nr. 347 735
Klasse : 45 e, 5
Int. Cl. : A 01 K 5/01



References

Informative references

Attention is drawn to the following places, which may be of interest for search:

Housing animals; Equipment therefor	A01K 1/00
Stable partitions	A01K 1/0005
Devices for use in keeping domestic animals	A01K 1/035
Feeding or drinking devices associated with cages	A01K 1/0356
Feed racks	A01K 1/10
Licking-stone holders	A01K 5/015
Automatic devices	A01K 5/02
Gravity replenishment from a reserve	A01K 5/0225
With timing mechanisms	A01K 5/0291
Watering equipment for stock or game	A01K 7/00

Feeding or drinking appliances for poultry or other birds	A01K 39/00
Feed troughs; Feed throwers	A01K 39/014
Apparatus for treating silage, e.g. upgrading with water	A23N 17/008

A01K 5/0107

{Transportable fodder pails or troughs}

Definition statement

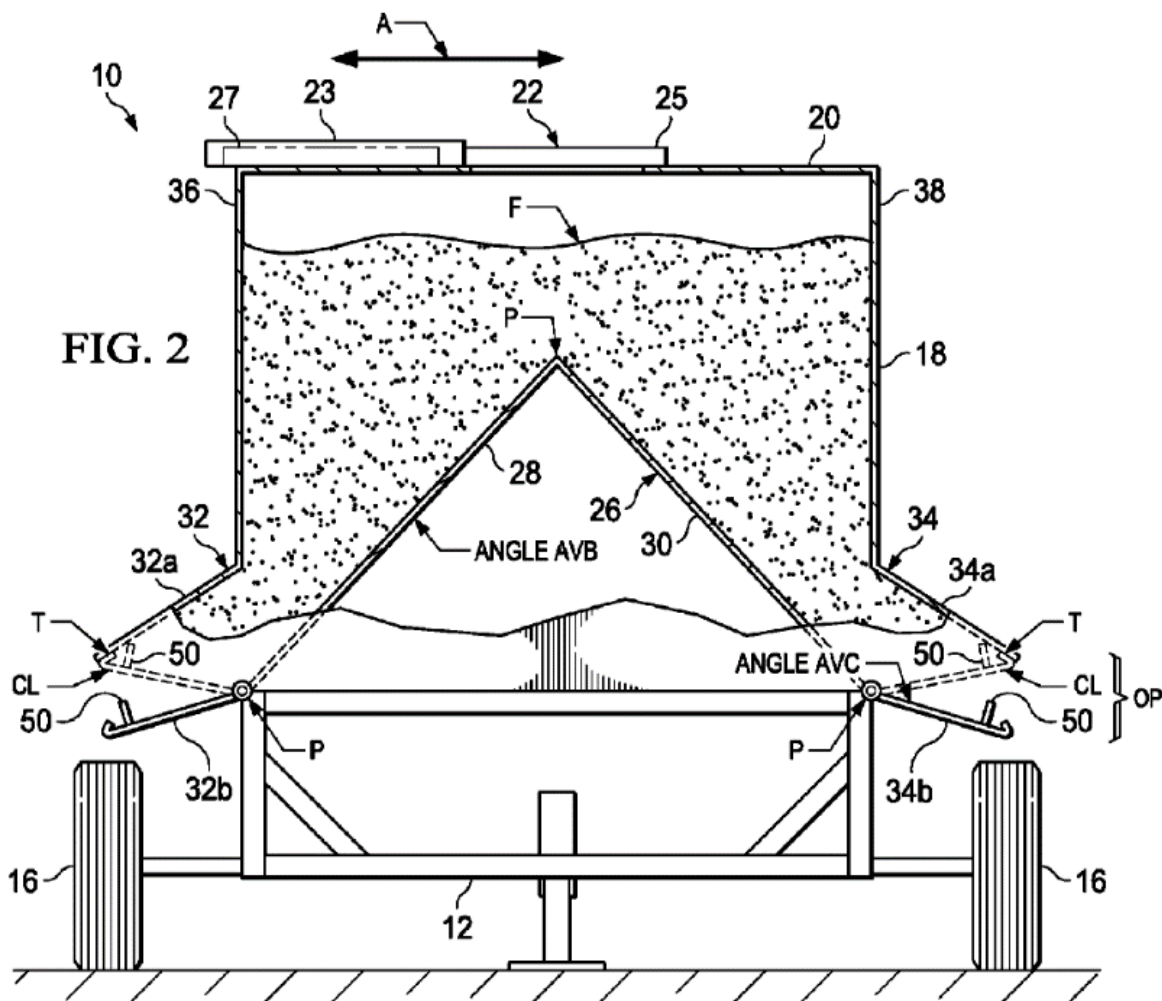
This place covers:

Transportable feeding devices

- may be collapsible, portable, etc.
- may include watering device.
- may include shelter for animals.

Devices may be mountable on vehicle.

Details therefor, e.g. coupling system, etc.

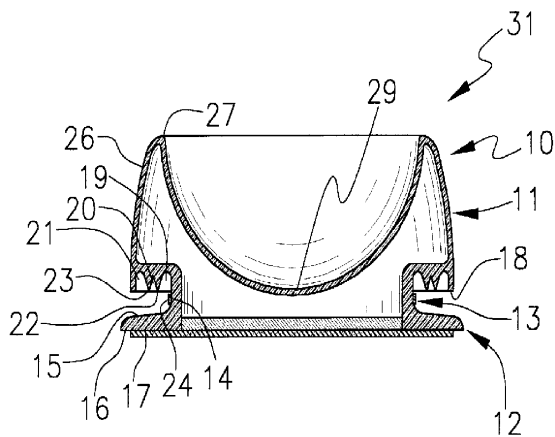


A01K 5/0114**{Pet food dispensers; Pet food trays (time-controlled [A01K 5/0291](#))}****Definition statement***This place covers:*

Feeding devices for pets, e.g. cats and dogs, etc.

- may include aroma, insect repelling devices, etc.
- may be automatic, portable, collapsible, etc.
- may include animal detection system.

Feed bowl support devices, covering for feed bowls, etc.

**References****Limiting references***This place does not cover:*

Time-controlled dispensers	A01K 5/0291
----------------------------	-----------------------------

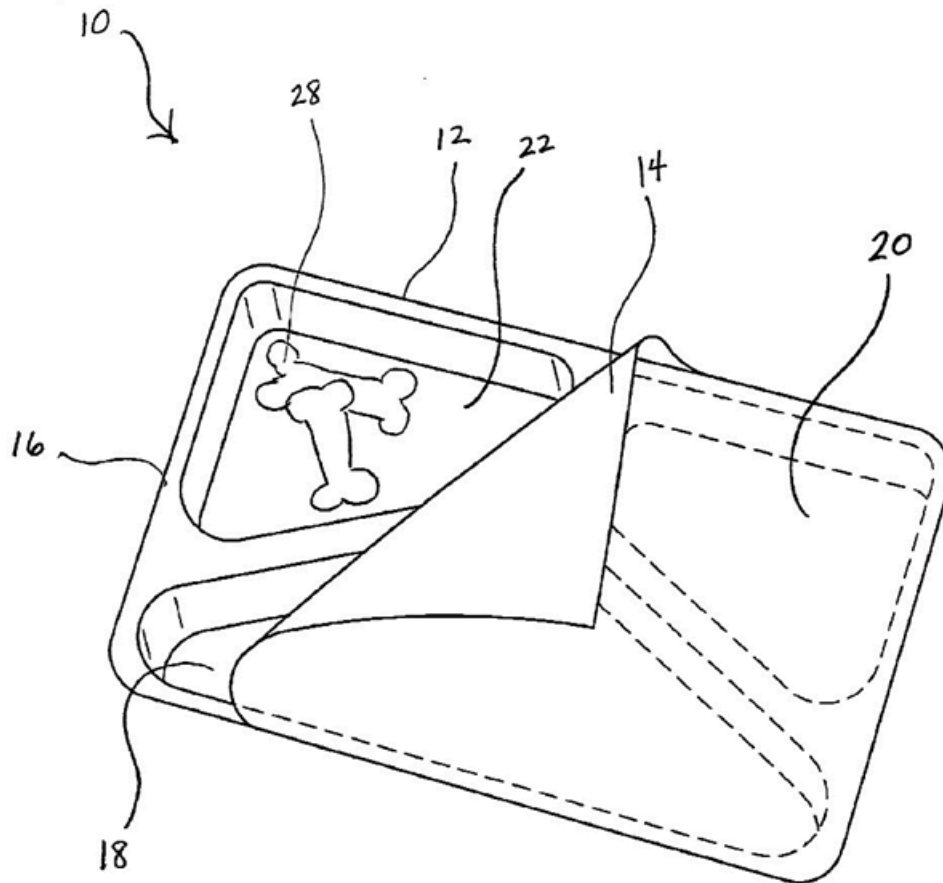
Informative references*Attention is drawn to the following places, which may be of interest for search:*

Toys for animals	A01K 15/025
------------------	-----------------------------

A01K 5/0121**{Disposable pet feeders}****Definition statement**

This place covers:

Pet feeders for using one or several times before disposal which can be intended for travelling. These pet feeders can contain food and be covered by a film before use.

**Fig. 1****References****Informative references**

Attention is drawn to the following places, which may be of interest for search:

Disposable liners	A01K 5/0128
-------------------	-----------------------------

A01K 5/0128

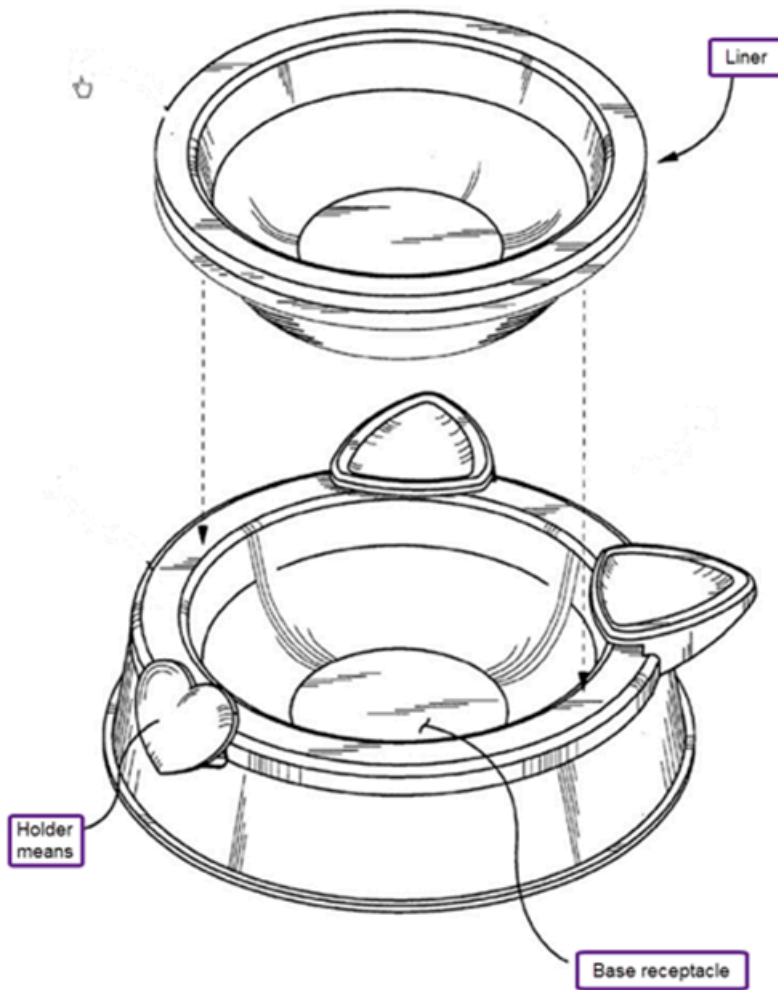
{Pet feeders including liners; liners therefor; Means for holding liners to pet feeders}

Definition statement

This place covers:

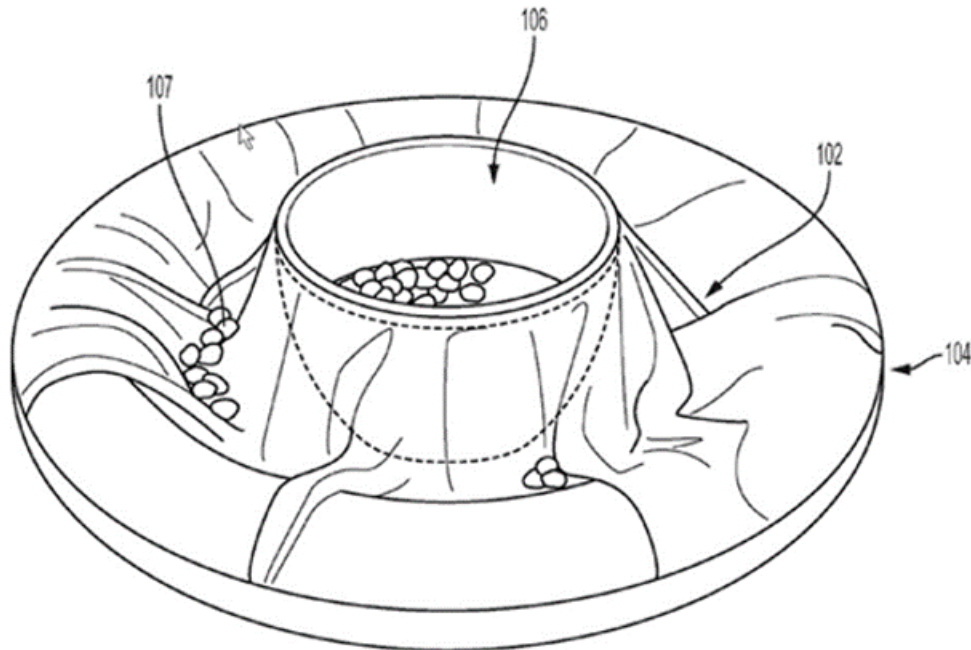
Pet food containers intended for liner or a single liner therefor.

Means to hold a liner in a pet food container.

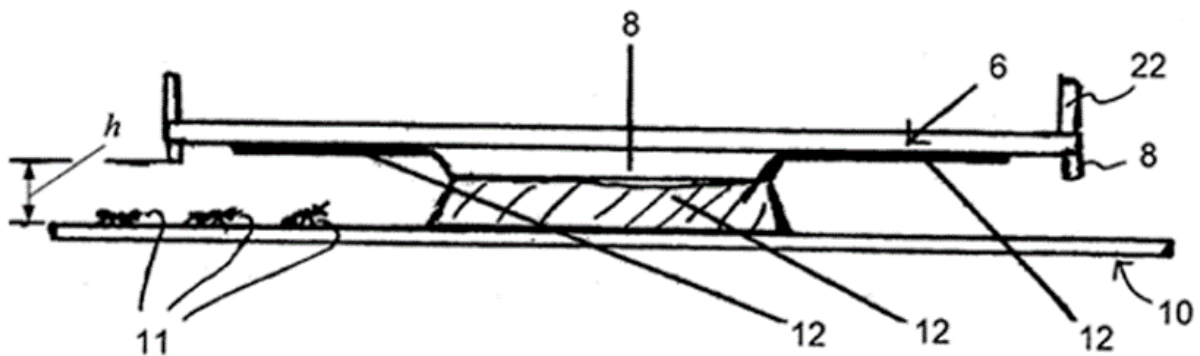


A01K 5/0135**{with means for preventing or catching spillage}****Definition statement***This place covers:*

Pet containers with means for avoiding spilling the contained food.

**A01K 5/0142****{with means for preventing other animals or insects from eating}****Definition statement***This place covers:*

Pet food containers with means to prevent other animals or insects from accessing the food contained. The pet food containers can have provisions for raising a height of the food container, provisions for trapping or repelling insects that attempt to access the food, surface features preventing insect access, etc.



References

Informative references

Attention is drawn to the following places, which may be of interest for search:

With doors or lids activated by the animals to access feeding place or trough	A01K 5/025
---	----------------------------

A01K 5/015

Licking-stone holders {; Other dispensers for minerals}

Definition statement

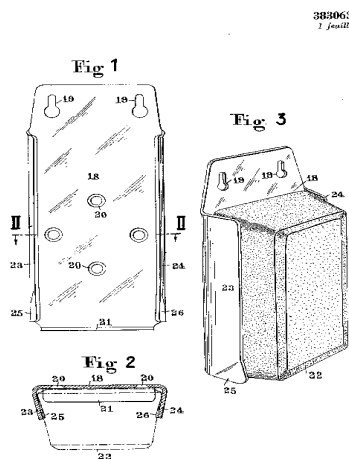
This place covers:

(Minerals, salt) Licking-stone holders, mostly for pets and farm animals.

- may be inserted in an animal feed container.

Details therefor, e.g. hoops for protection, etc.

Also liquid minerals supplement holder for licking.



References

Informative references

Attention is drawn to the following places, which may be of interest for search:

Salt blocks	A23K 10/40
-------------	----------------------------

A01K 5/02

Automatic devices {(automatic identification devices for stock [A01K 11/006](#))}

Definition statement

This place covers:

Automatic feeding devices and apparatus for controlling/ monitoring animal feeding.

Definition statement

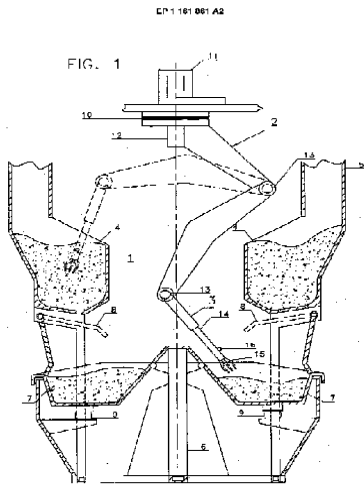
- by means of computer systems, registration device, solar actuated, etc.

Devices may control animal drug usage, feed components, temperature of food, mixture, etc.

Devices may include weighing apparatus, dosage system, etc.

Details therefor, e.g. valve, gate device for automatic feeding apparatus, etc.

Boredom-reducing feeding devices.



References

Limiting references

This place does not cover:

Automatic identification devices for stock	A01K 11/006
--	-----------------------------

Informative references

Attention is drawn to the following places, which may be of interest for search:

Feeding or drinking devices associated with cages	A01K 1/0356
Milking stations	A01K 1/12
Feeding devices for stock or game	A01K 5/00
Feed troughs; Feed pails	A01K 5/01
Automatic devices	A01K 5/02
Feeding devices for poultry or other birds	A01K 39/01
Feeding devices for poultry or other birds filling automatically	A01K 39/012
Combined feeding and drinking appliances for poultry or other birds	A01K 39/04
Distributing forage	A01F 25/00

A01K 5/0208**{with conveyor belts or the like}****Definition statement***This place covers:*

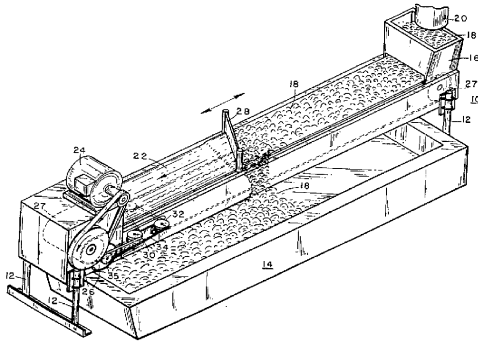
Automatic feeding devices with conveyor belts or the like.

Weighing or dosing means may be incorporated.

Devices may include apparatus for tensioning a belt, belt retainer, stop device, etc.

Devices may be adjustable.

Cleaner apparatus for feeding devices with conveyor belt.

**A01K 5/0216****{for the distribution of liquid fodder ([A01K 9/00](#) takes precedence)}****Definition statement***This place covers:*

Devices for (automatically) distributing fluid fodder, e.g. milk, slurry or paste, or other fluids, e.g. medication.

Devices may include, pumps, valves, pipes, dosage systems, containers, heaters, dispensing means (incidentally teats), etc.

Mixing devices to prepare the fodder.

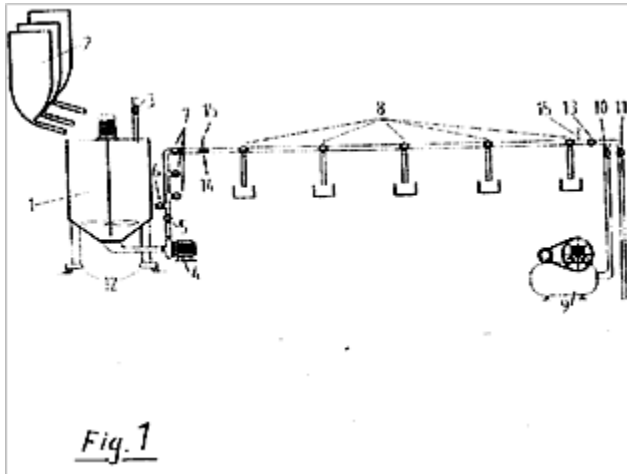
Cleaning devices therefor.

Devices may be mountable on vehicles, e.g. trolleys.

Dispensing means may include licking wheels or -balls.

Definition statement

Supply of liquid and solid mixture of animal feedstuffs, e.g. water pipe for pig's fodder.



References

Limiting references

This place does not cover:

Sucking apparatus for young stock	A01K 9/00
-----------------------------------	---------------------------

Informative references

Attention is drawn to the following places, which may be of interest for search:

Feed troughs; Feed pails	A01K 5/01
Watering equipment etc.	A01K 7/00
Teats or nipples for young stock	A01K 9/005
Nipple drinkers for poultry or other birds	A01K 39/0213
Feeding or drinking appliances for bees	A01K 53/00
Preparing foodstuff	A23N 17/00
Mixing, e.g. dissolving, emulsifying, dispersing	B01F

A01K 5/0225

{Gravity replenishment from a reserve, e.g. a hopper (for poultry [A01K 39/012](#))}

Definition statement

This place covers:

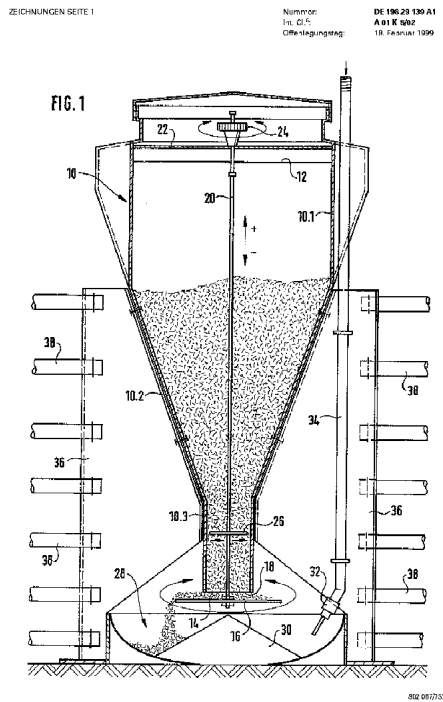
Feeding devices combined with a hopper or the like, e.g. combination hopper-trough.

may include drinking device.

Devices may include, dosing, weighing or timing means, e.g. pet feeder.

Details therefor, e.g. gate mechanism, dispensing mechanism, mixer, etc.

Self-feeding silo's.



References

Limiting references

This place does not cover:

For poultry	A01K 39/012
-------------	-----------------------------

Informative references

Attention is drawn to the following places, which may be of interest for search:

Feeding or drinking devices associated with cages	A01K 1/0356
Feed racks	A01K 1/10
Feeding devices for stock or game	A01K 5/00
Feed troughs; Feed pails	A01K 5/01
Licking-stone holders	A01K 5/015
Automatic feeding devices	A01K 5/02
For the distribution of liquid fodder	A01K 5/0216
With mechanisms for delivery of measured doses	A01K 5/0275
With timing mechanisms	A01K 5/0291
Watering equipment for stock or game	A01K 7/00

A01K 5/0233

{dispensing by dosing means actively operated by the animal}

Definition statement

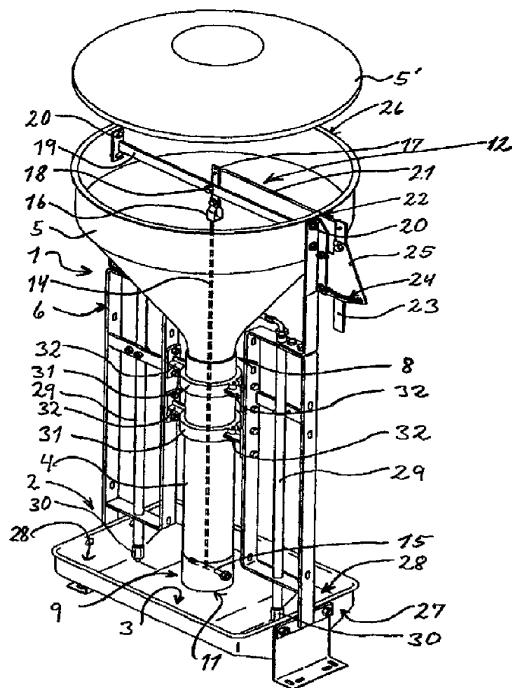
This place covers:

Feeding devices dispensing by dosing means, actively operated by the animal.

Dosing devices may operate by means of e.g. a counter weight, remote control, valves, ball check, nipple feeder, etc.

may be in combination with a trough unit, feed transport device, drinking device, etc.

Devices may dispense solid or liquid food.



A01K 5/0241

{dispensing by means of stirring mechanisms or agitators operated by the animal}

Definition statement

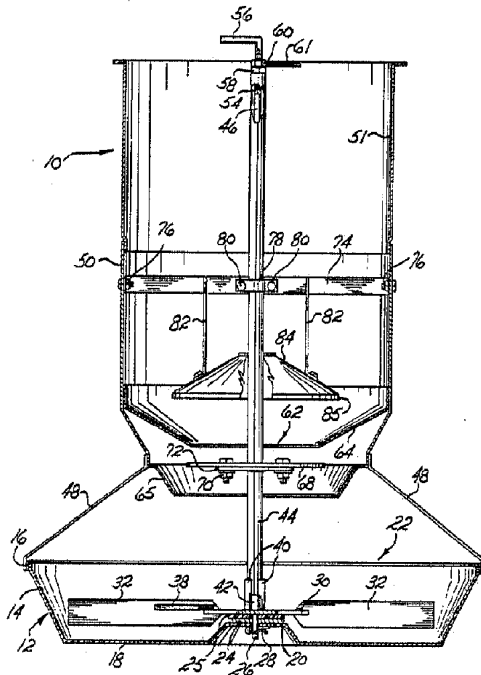
This place covers:

Feeding devices dispensing by means of stirring mechanisms or agitators operated by the animal.

By means of a (rotating) wheel, rotor blades, ball check, a rod, deflector, etc.

Feeding devices may include water system.

Devices may dispense solid or liquid food.



A01K 5/025

{with doors or lids activated by the animals to access feeding place or trough}

Definition statement

This place covers:

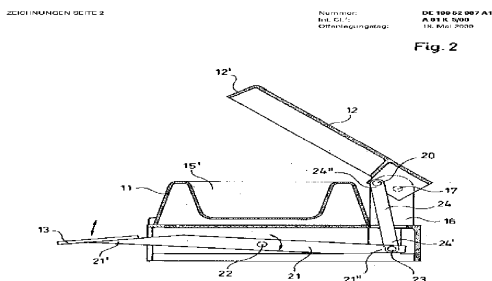
Feeding devices with access to feeding place or trough only possible through access doors or lids to be opened by the animal.

By means of a (reciprocable) closure unit, open and closed by activation unit.

- may be activated by weight of animal, registration system (sensor), timer, etc.

Feeding devices may include controllable gates

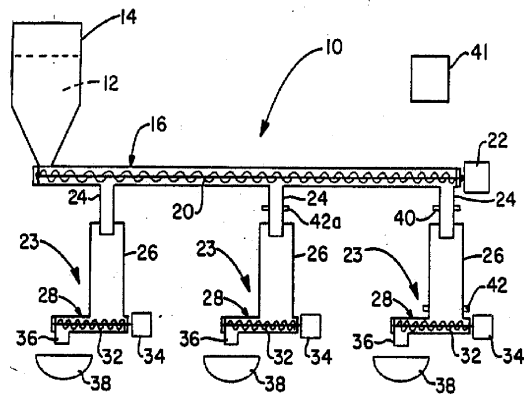
Details therefor, e.g. hinge mechanism, etc.



A01K 5/0258**{with endless screws}****Definition statement***This place covers:*

Automatic feeding devices with endless screw.

- may include a hopper, adjustable (un-) loader, feed lever sensor, feed intake cup apparatus, etc.
- may be computer controlled.
- may be movable, attachable to wall, etc.

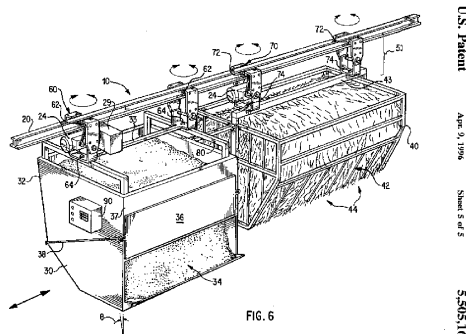
**A01K 5/0266****{with stable trolleys, e.g. suspended}****Definition statement***This place covers:*

Automatic feeding devices by means of trolleys for animals in stables (including poultry).

- may include a reserve (e.g. one or more hoppers), mixing device, timing device or dosing device, identification device, etc.

Trolleys may be movable by rails, tracks, attachable to vehicle (e.g. tractor), etc.

Movements may be reciprocating, e.g. along an circular path.



U.S. Patent
Apr. 9, 1996
Sheet 5 of 5
5,505,100

References

Informative references

Attention is drawn to the following places, which may be of interest for search:

Feed racks with movable feed barriers, slides or fences	A01K 1/105
Feeding devices for stock or game	A01K 5/00
With mechanisms for delivery of measured doses	A01K 5/0275
Sucking apparatus for young stock	A01K 9/00
Feeding devices for poultry or other birds	A01K 39/01
Distributing storage	A01F 25/00
Preparing foodstuff	A23N 17/00

A01K 5/0275

{with mechanisms for delivery of measured doses ([A01K 5/0233](#) takes precedence)}

Definition statement

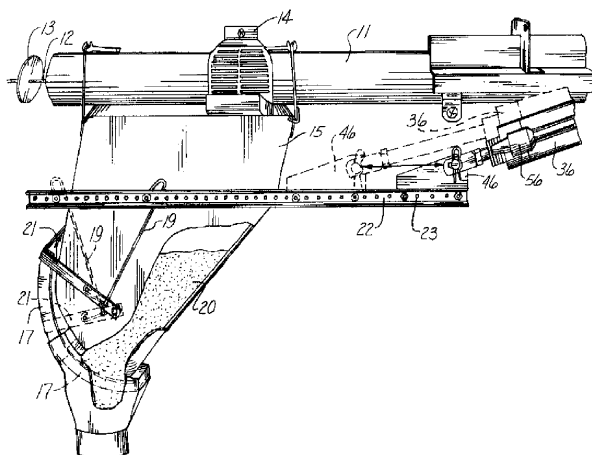
This place covers:

Feeding devices by means of mechanisms for delivery of measured doses.

- may transport solid and/or liquid food. Water devices may be included.

Devices may include means of weighing, timing mechanisms, metering unit(s), hopper(s), conveyors, mixing devices, etc.

Details therefor, e.g. pipes, valves, etc.



References

Limiting references

This place does not cover:

Dosing means actively operated by the animal	A01K 5/0233
--	-----------------------------

Informative references

Attention is drawn to the following places, which may be of interest for search:

Automatic drinking devices for stock or game	A01K 7/02
Other apparatus for animal husbandry	A01K 29/00
Feeding devices for poultry or other birds	A01K 39/01
Feeding devices for poultry or other birds filling automatically	A01K 39/012
Other aviculture appliances	A01K 45/00
Feeding devices for fish	A01K 61/80
Feed or fodder as such	A23K 10/00
Preparing feed or fodder	A23N 17/00

A01K 5/0283

{by weight}

Definition statement

This place covers:

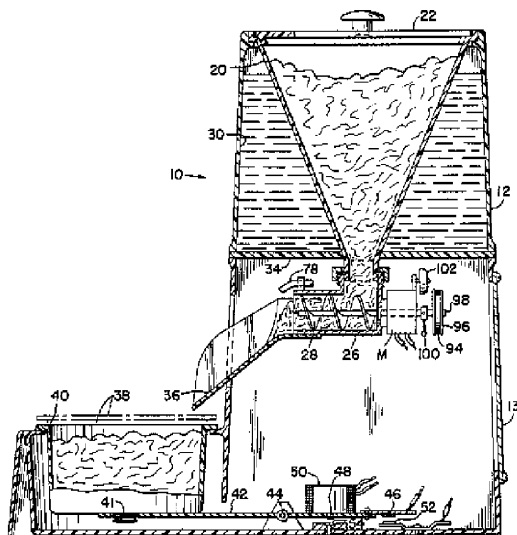
Automatic feeding devices with mechanics for delivery of measured doses by means of weighing.

Weighing may occur at any point of the system. (starting e.g. at the silo).

Weighing of (refused) feed or animals (any kind) may be included.

Devices may include a timing device, registration device, etc.

Included are weighing means for controlling the duration of distribution to stations where no weighing occurs.



References

Informative references

Attention is drawn to the following places, which may be of interest for search:

With mechanisms for delivering of measuring doses	A01K 5/0275
Other apparatus for animal husbandry	A01K 29/00
Other aviculture appliances	A01K 45/00

A01K 5/0291

{with timing mechanisms, e.g. pet feeders}

Definition statement

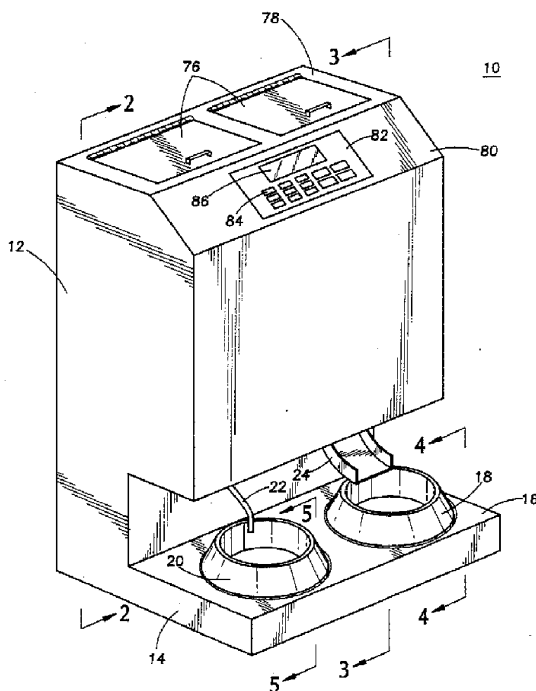
This place covers:

Automatic feeding devices with timing mechanisms. For all kinds of animals.

Timing mechanisms must be of some specific importance.

Devices may include dosing means, weighing apparatus, etc.

Access can be given by opening lids, dispensing food, discovering bowls, switching off electric barriers, etc.



References

Informative references

Attention is drawn to the following places, which may be of interest for search:

Feed troughs; Feed pails	A01K 5/01
Dosing feed	A01K 5/0275

Other apparatus for animal husbandry	A01K 29/00
Aquatic animals feeding devices	A01K 61/80
Preparing foodstuff	A23N 17/00

A01K 7/00

Watering equipment for stock or game

Definition statement

This place covers:

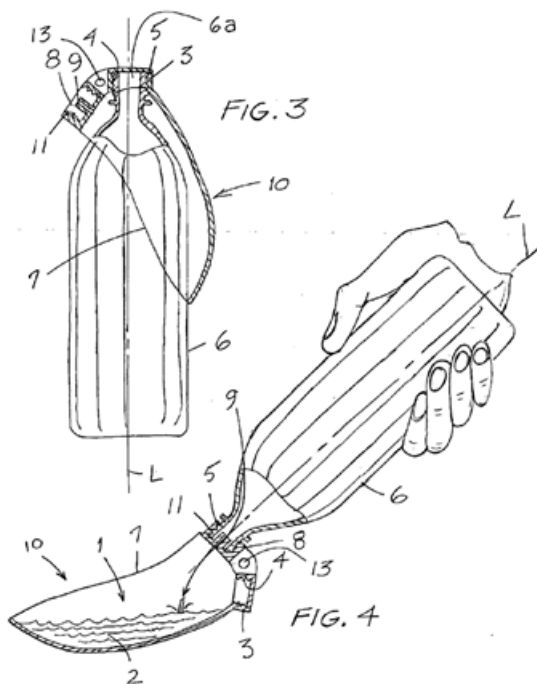
Watering equipment for animals, e.g. troughs, buckets, bowls, etc, which can be portable, foldable, elevated, collapsible, etc.

The watering devices can include fastening means, temperature controlling systems, anti-freeze, etc.

Details therefor, e.g. drinking fountains, vessels, teats, etc.

Devices may be combined with feeders.

Troughs may have water in- and outlets.



References

Informative references

Attention is drawn to the following places, which may be of interest for search:

Feeding or drinking devices associated with cages	A01K 1/0356
Feed troughs; Feed pails	A01K 5/01
Sucking apparatus for young stock	A01K 9/00
Drinking appliances for poultry or other birds	A01K 39/02

Combined feeding and drinking appliances for poultry or other birds	A01K 39/04
---	----------------------------

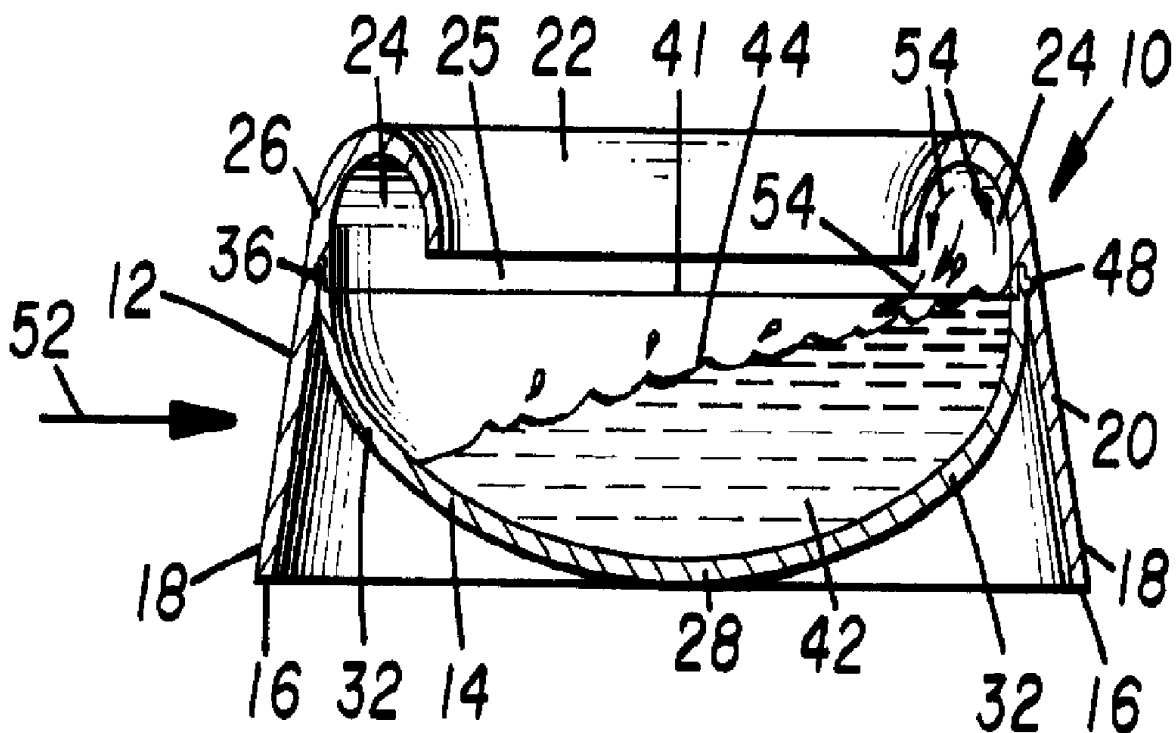
A01K 7/005

{Drinking bowls with anti-splash or anti-spilling features}

Definition statement

This place covers:

Drinking bowls for animals having features preventing egress of liquid, usually for when the animal is drinking from the bowl.



A01K 7/02

Automatic devices {; Medication dispensers}

Definition statement

This place covers:

Automatic watering devices, disclosing several of the features of groups [A01K 7/022-](#) [A01K 7/06](#).

Devices may deliver medicine, disinfectants, e.g. vaccination delivery system.

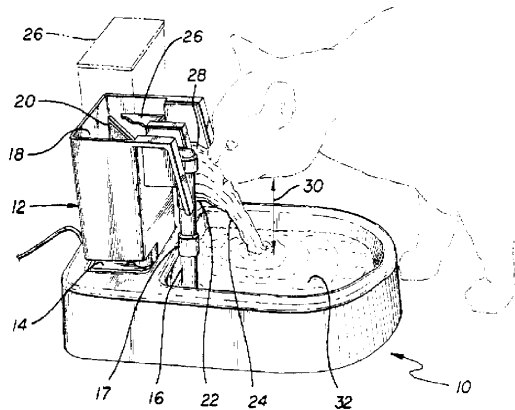
Devices may comprise feeding system.

Devices may be controlled by weight or level of water, e.g. water-level regulator, etc.

Feed-moisturizing devices, without feeder characteristics.

Definition statement

Devices may include dosing system, filling system, identification system, time-controlling system, anti-freeze devices, etc.



References

Informative references

Attention is drawn to the following places, which may be of interest for search:

Feeding or drinking devices associated with cages	A01K 1/0356
Feed troughs; Feed pails	A01K 5/01
Preparing feed fluid	A01K 5/0216
Watering equipment for stock or game	A01K 7/00
Sucking apparatus for young stock	A01K 9/00
Drinking appliances	A01K 39/02
Water valves	F16K
Dosing	G05D

A01K 7/022

{Pumps actuated by the drinking animal}

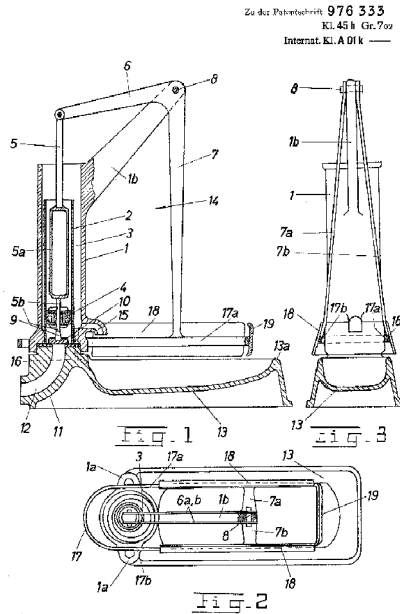
Definition statement

This place covers:

Watering devices including pumps actuated by the drinking animal, e.g. piston pumps, vane pumps, etc.

by means of a pedal, movement detector, etc.

Devices may include liquid containing food.



A01K 7/025

{Water tanks}

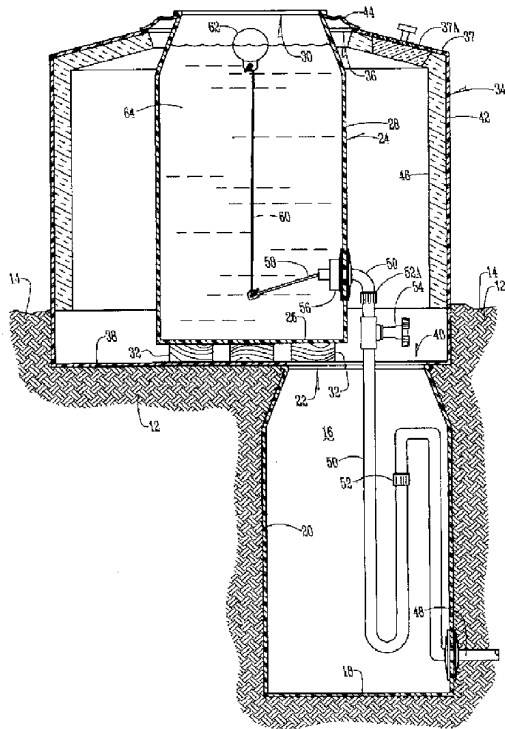
Definition statement

This place covers:

Watering devices where a tank aspect is included.

Details or systems for tanks or containers, e.g. connections therefor, etc.

Devices may include filters, troughs or valves, etc.



References

Informative references

Attention is drawn to the following places, which may be of interest for search:

For the distribution of liquid fodder	A01K 5/0216
Watering equipment for stock or game	A01K 7/00

A01K 7/027

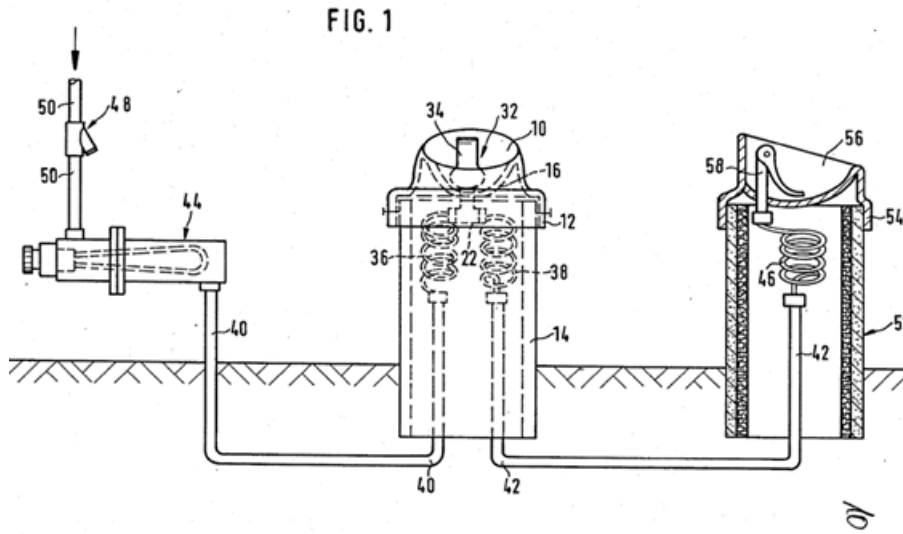
{Drinking equipment with water heaters, coolers or means for preventing freezing}

Definition statement

This place covers:

Watering devices where a heating and/or insulating aspect is included.

The watering devices can include anti-burst devices, e.g. expansion plugs.



References

Informative references

Attention is drawn to the following places, which may be of interest for search:

Ice-fishing hole heater	A01K 97/01
-------------------------	----------------------------

A01K 7/04

actuated by float

Definition statement

This place covers:

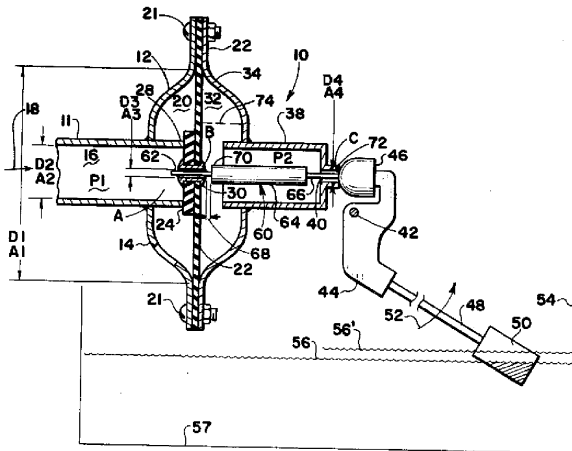
Automatic drinking devices actuated by floats.

Details therefor, e.g. float valve mechanism, valves, etc.

Water control valve may be adjustable.

Definition statement

Devices may include feeding system.



A01K 7/06

actuated by the animal {(for poultry [A01K 39/0213](#))}

Definition statement

This place covers:

Automatic drinking devices actuated by the animal, by means of valves.

Devices may include bowl, troughs, cups, etc.

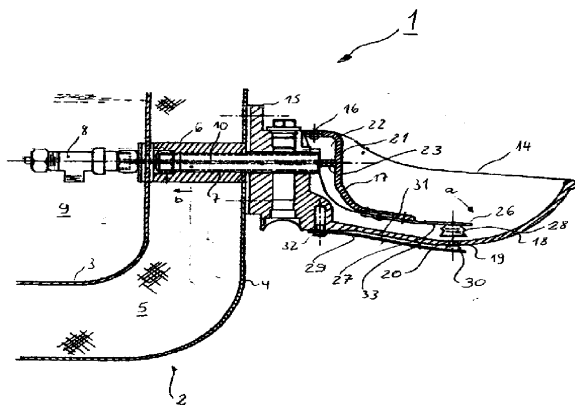
Actuation may be indirect, e.g. step-board switch.

Auxiliary features therefor, e.g. heating, fastening, etc.

Devices may be frost-proof.

Valves for liquids actuated by adult animals.

No pump present, only a valve to open the flow.



References

Limiting references

This place does not cover:

Nipple drinkers for poultry	A01K 39/0213
-----------------------------	------------------------------

Informative references

Attention is drawn to the following places, which may be of interest for search:

Automatic devices for the distribution of liquid fodder	A01K 5/0216
Pumps actuated by the drinking animal	A01K 7/022
Sucking apparatus for young stock.	A01K 9/00
Teats or nipples	A01K 9/005
Valve features	F16K 1/00

A01K 9/00

Sucking apparatus for young stock {; Devices for mixing solid food with liquids}

Definition statement

This place covers:

Devices for mixing or delivering liquid feed, e.g. milk substitute, to teats for young animals.

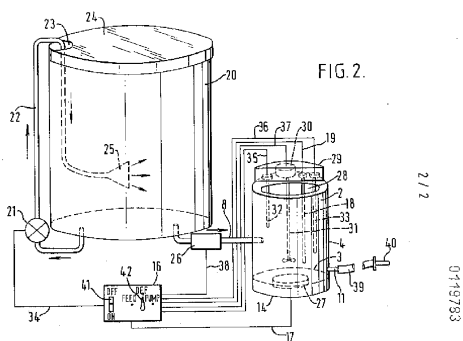
Details therefor, e.g. teats, guiding means (e.g. moving grids), weighing means, mixing devices, etc.

Devices may be movable, e.g. on stable rails.

Devices may include registration system, dry feeding system, etc.

An additional ingredient may be added by mixing, e.g. medicine.

Buckets with suction nipples for calves.



References

Informative references

Attention is drawn to the following places, which may be of interest for search:

Pigsties; Dog-kennels; Rabbit-hutches or the like	A01K 1/02
Feed troughs; Feed pails	A01K 5/01
For the distribution of liquid fodder	A01K 5/0216
Actuated by the animal	A01K 7/06

A01K 9/005

{Teats or nipples (teats for feeding bottles for humans [A61J 11/00](#))}

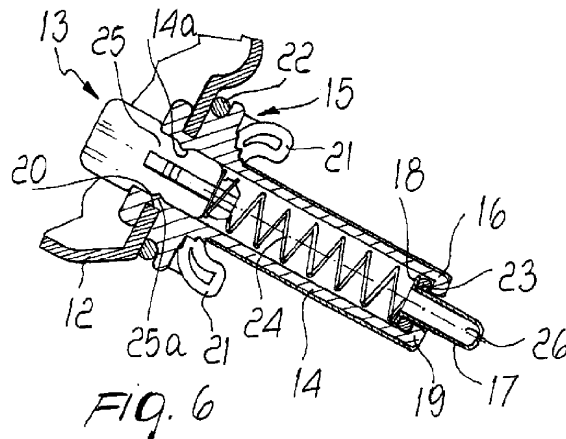
Definition statement

This place covers:

Teats and nipples for animal feeding devices, mostly for liquid food, e.g. milk.

Teats may include a sensor for determining values, e.g. resistivity, temperature, etc.

Details therefor, e.g. valve assembly to control fluid movement, etc.



References

Limiting references

This place does not cover:

Teats for feeding bottles for humans	A61J 11/00
--------------------------------------	----------------------------

Informative references

Attention is drawn to the following places, which may be of interest for search:

Automatic devices for the Distribution of liquid fodder	A01K 5/0216
Automatic watering devices actuated by the animal	A01K 7/06
Teats or nipples for poultry or other birds	A01K 39/0213

A01K 11/00

Marking of animals (marking poultry or other birds [A01K 35/00](#))

Definition statement

This place covers:

Identification marks, e.g. tags, buttons, rings, collars, for animals other than birds or fish.

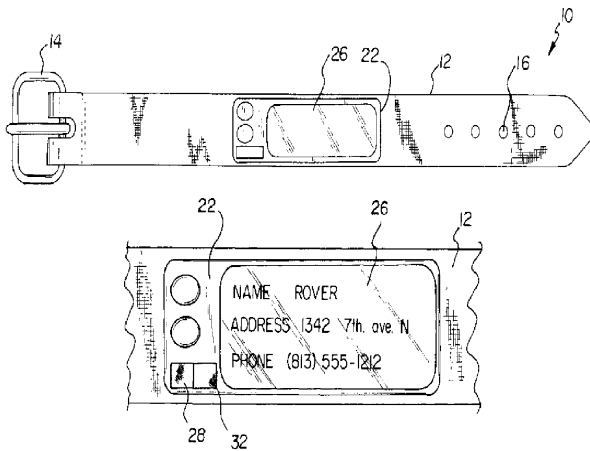
- may be attachable to neck, tail, leg, etc. of the animal, or sticking labels.
- may contain pesticides, ID-transmitters, electronic memory element etc.

Tools for applying marks, dying devices for marking animals.

Definition statement

ID-codes suitable for marks.

Biologically marking methods and apparatus, e.g. applying antigen.



References

Limiting references

This place does not cover:

Marking poultry or other birds	A01K 35/00
--------------------------------	----------------------------

Application-oriented references

Examples of places where the subject matter of this place is covered when specially adapted, used for a particular purpose, or incorporated in a larger system:

Marking of fish	A01K 61/90
-----------------	----------------------------

Informative references

Attention is drawn to the following places, which may be of interest for search:

Nose-rings; Fastening tools therefor...	A01K 15/003
Sorting, grading, counting or marking live aquatic animals	A01K 61/90
lead-sealing pliers	B25B
Sealing pliers...	B25B 7/20
Tag application...	B65C 7/00
Tags, labels...	G09F 3/00

A01K 11/001

{Ear-tags}

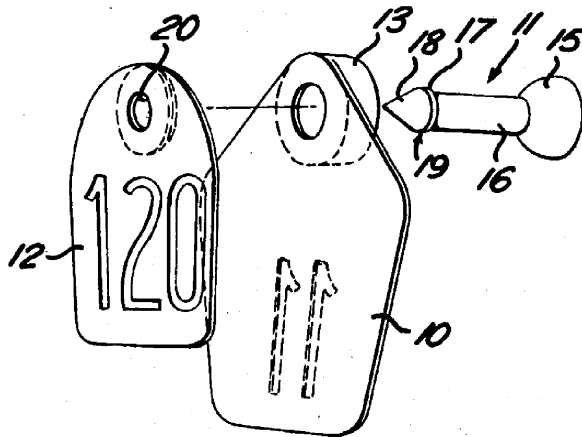
Definition statement

This place covers:

Ear-tags for marking animals, mostly cattle.

Details therefor, e.g. locking system, security features, etc.

Ear-tags may include transponder housing, insecticide dispenser, identification system, etc.
Devices for applying ear-tags.



A01K 11/002

{Pliers specially adapted for fixing ear-tags to ears}

Definition statement

This place covers:

Ear-tag applicators, mostly for cattle.

- may include movable applicator member.
- may be power driven.

Tag punch system for punching symbols into tags.

Details therefor, e.g. security features, locking members, etc.

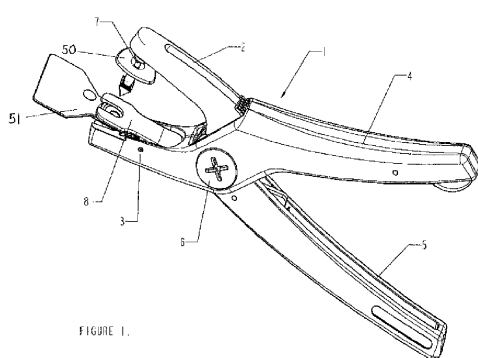


FIGURE 1.

U.S. Patent May 22, 2001 Sheet 1 of 11 US 6,235,086 B1

References

Informative references

Attention is drawn to the following places, which may be of interest for search:

Devices for piercing the ear-lobes	A44C 7/001
------------------------------------	----------------------------

A01K 11/003**{with means for taking tissue samples, e.g. for DNA analysis}****Definition statement***This place covers:*

Ear-tags combined with means for taking tissue samples.

References**Informative references***Attention is drawn to the following places, which may be of interest for search:*

Instruments for taking cell samples or for biopsy	A61B 10/02
Means for severing sample	A61B 10/0266

A01K 11/005**{Branding or tattooing devices for animals}****Definition statement***This place covers:*

Tattooing devices; small-holes punching devices.

- details therefor, e.g. needles, tattooing paste, etc.

Branding devices, e.g. branding iron.

Marking by means of freezing.

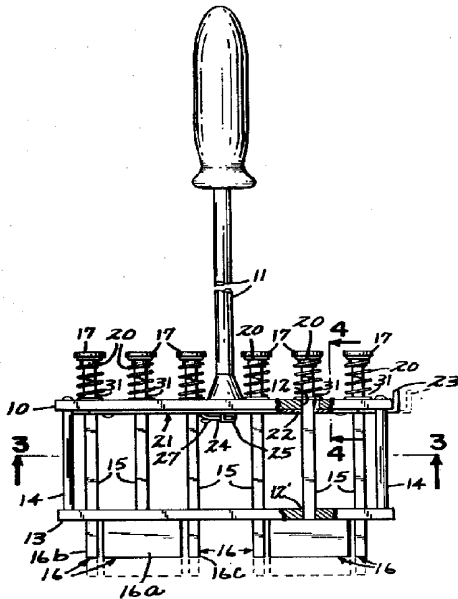
Marking by means of stamping or dying.

Marking devices for detection of mating, e.g. oestrus detector device, etc.

Marking fluids.

Marking carcasses in the above ways.

Marking may be automatic, by explosives (e.g. tattoo-gun), by hand, etc.



References

Informative references

Attention is drawn to the following places, which may be of interest for search:

Marking poultry or other birds	A01K 35/00
Marking carcasses for splitting	A22B 5/20
Marking meat	A22C 17/10
Tattooing in general	A61M 37/0076

A01K 11/006

{Automatic identification systems for animals, e.g. electronic devices, transponders for animals (identification systems for access to feeding pens [A01K 1/0209](#); ear tags with electronic identification means [A01K 11/004](#))}

Definition statement

This place covers:

Devices for electronic livestock data collection, e.g. transponder systems.

Automatic coding and/or decoding of identity information, also registration of additional information, e.g. on milk yield, weight, etc.

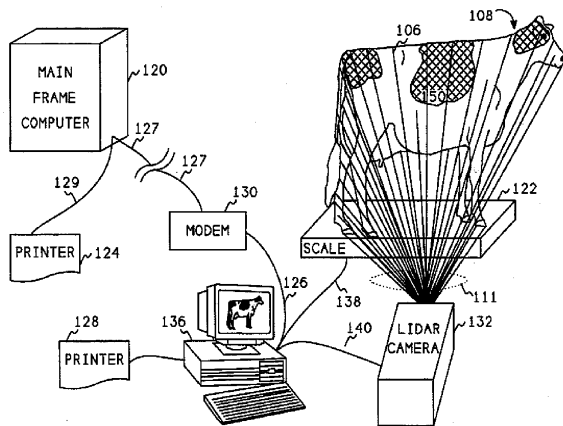
Transmission of such information, e.g. by microwaves, radio frequency, etc.

Processing of such information, e.g. the display.

System may include automatic feeding.

Manual intervention may be involved, e.g. for actuating checking device.

Methods for locating animals.



References

Limiting references

This place does not cover:

Identification systems for access to feeding pens	A01K 1/0209
Ear tags with electronic identification means	A01K 11/004

Informative references

Attention is drawn to the following places, which may be of interest for search:

With mechanisms for delivery of measured doses	A01K 5/0275
Anti-evasion devices for animals	A01K 15/023
Other apparatus for animal husbandry	A01K 29/00
Remote monitoring of patients using telemetry	A61B 5/0002
Implantable transmitters	A61B 5/076
Identification	A61B 5/117
Identification means for patients or instruments, e.g. tags using electromagnetic means, e.g. transponders	A61B 90/98
Sorting	B07C 5/36 , G01S 13/00
Radar	G01S 15/00
Access control involving ID tag	G07C 9/20
Portable transmitters to be carried on the body	H04B 1/0343

A01K 11/007

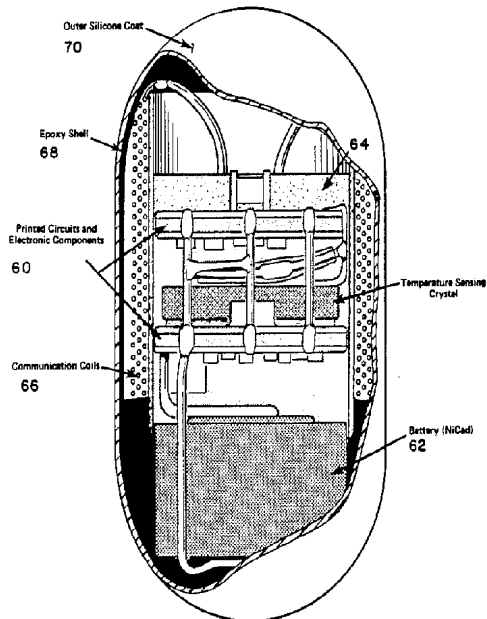
{Boluses}

Definition statement

This place covers:

Devices, mostly placed or inserted in the stomach of a ruminant animal, for determining the physical state of an animal, and/or identifying an animal.

Monitoring/identification system therefor.



References

Informative references

Attention is drawn to the following places, which may be of interest for search:

Surgical instruments for veterinary use	A61D 1/00
Rumen, e.g. rumen bolus as medicinal preparation	A61K 9/0068

A01K 11/008

{incorporating GPS}

Definition statement

This place covers:

Methods for locating animals with GPS, usually by incorporating GPS technology within animal transponders, unique identifiers, etc.

Position detectors that acquire positional information using a global navigation satellite system (GNSS) on the domestic animals.

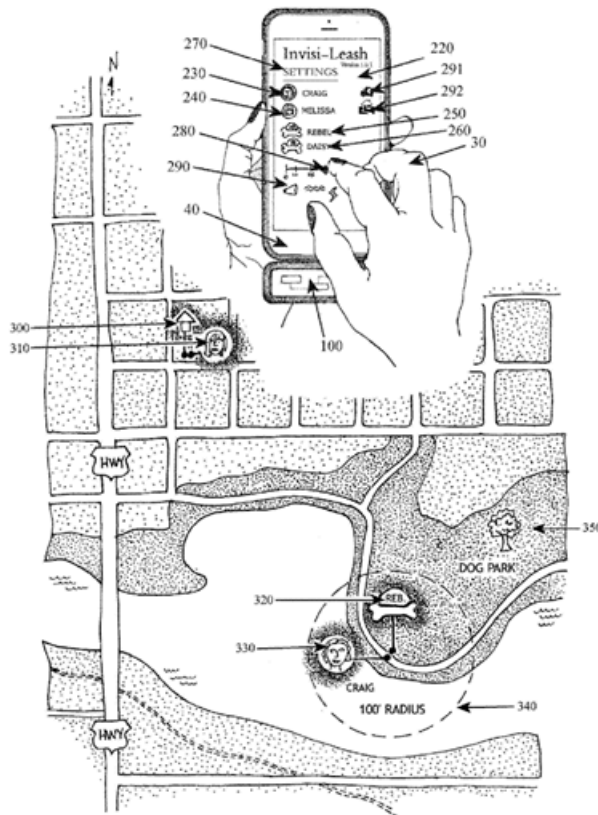


FIG. 6

Relationships with other classification places

Collars or similar articles with GPS for locating animals, e.g. locating pets outside specific areas, are covered by group [A01K 11/008](#).

Collars or similar articles for anti-evasion purpose, normally associated to one or more areas and adapted for pets, are covered by group [A01K 15/023](#).

Collars or similar articles with anti-barking devices are covered by group [A01K 15/022](#).

References

Informative references

Attention is drawn to the following places, which may be of interest for search:

Anti-evasion devices	A01K 15/023
----------------------	-----------------------------

A01K 13/00

Devices for grooming or caring of animals, e.g. curry-combs; Fetlock rings; Tail-holders (as part of the harness [B68B 5/04](#)); Devices for preventing crib-biting; Washing devices; Protection against weather conditions or insects

Definition statement

This place covers:

Applying substances onto and/or into animal's bodies, not covered by other groups, nor restricted to veterinary art.

Improving the comfort of an animal, by means of cooling, heating, watering devices, blowing air, etc.

Grooming stands.

Devices for preventing unhealthy behaviour of animals, e.g. anti-crib-biting devices.

Improving atmosphere by, e.g. electrical field.

Cutting claws.

Wellness treatments e.g. sauna, IR treatment.

U.S. Patent Apr. 17, 2001 Sheet 1 of 4 US 6,217,437 B1

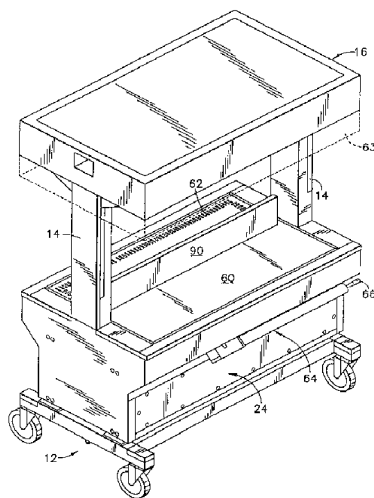


FIG. 1

References

Limiting references

This place does not cover:

Tail-holders as part of the harness	B68B 5/04
-------------------------------------	---------------------------

Application-oriented references

Examples of places where the subject matter of this place is covered when specially adapted, used for a particular purpose, or incorporated in a larger system:

Milking machine accessories for treatment of udders or teats	A01J 7/04
Washing devices or gaseous curative baths specially adapted to veterinary purposes	A61D 11/00

Informative references

Attention is drawn to the following places, which may be of interest for search:

Stable partitions	A01K 1/0005
Air-conditioning	A01K 1/0047
Floor coverings	A01K 1/015
Feeding pens for pigs or cattle	A01K 1/0209
Tethering-poles or the like	A01K 1/04
Devices for fastening animals	A01K 1/06
Devices for taming animals	A01K 15/00
Training or exercise equipment	A01K 15/02
Devices for impeding movement; Devices for impeding passage through fencing	A01K 15/04
Dehorers: Horn trainers	A01K 17/00
Other apparatus for animal husbandry	A01K 29/00
Farriers stands	A01L 13/00
Care of hoofs	A01L 15/00
Slaughtering pens; conveyors	A22B 1/00
Removing feet or hooves from carcasses	A22B 5/0058
Nail clippers or cutters	A45D 29/02
Fetlock rings (bandages, poultices)	A61D
Veterinary cares	A61D 1/00
Surgical instruments for veterinary use	A61D 1/00
Devices for trimming, cutting, cauterising beaks, spurs, or the like, of poultry or other birds	A61D 1/005
Cropping devices for tails or ears	A61D 1/04
Heating/cooling appliances for medical/therapeutical treatment of the human body	A61F 7/00
Scissors	B26B
Hand-held cutting tools	B26B

Glossary of terms

In this place, the following terms or expressions are used with the meaning indicated:

Fetlock ring: a ring (typically rubber) placed around the fetlock joint to prevent a horse kicking its own feet when walking, and to encourage a wider gait. Often used for horses with close hind feet.

A01K 13/001

{Washing, cleaning, or drying devices (for veterinary purposes [A61D 7/00](#), [A61D 11/00](#))}

Definition statement

This place covers:

Devices for cleaning, washing and/or drying animals.

may be automatic.

may be stationary, transportable or portable.

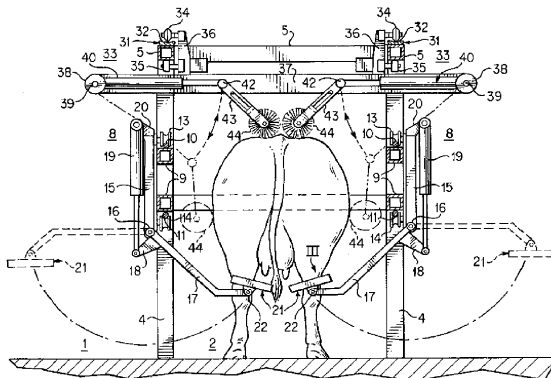
may include brushes.

The cleaning may include disinfecting, deparasitation.

Bathing devices for animals other than birds.

(Sheep-) dipping devices.

Sand-bathing devices, e.g. for chinchillas

**References****Limiting references**

This place does not cover:

Applying medication upon animals	A61D 7/00
Medical washing devices	A61D 11/00

Informative references

Attention is drawn to the following places, which may be of interest for search:

Devices for use in keeping domestic animals	A01K 1/035
Devices for grooming or caring of animals	A01K 13/00
Curry-combs; Shearing sheep chemically	A01K 13/002
Training or exercise equipment	A01K 15/02
Housing birds	A01K 31/00
Other aviculture appliances	A01K 45/00

Udder-cleaning with milking machines	A01J 7/00
Cleaning cow's teats	A01J 7/04
Apparatus or use of substances for the care of hoofs	A01L 15/00
Body-drying implements; Toilet paper; Holders therefor	A47K 10/00
Domestic washing or cleaning	A47L
Apparatus for drying solid materials or objects at rest	F26B 9/00

A01K 13/002

{Curry-combs; Brushes (shearing sheep [B26B 19/24](#))}

Definition statement

This place covers:

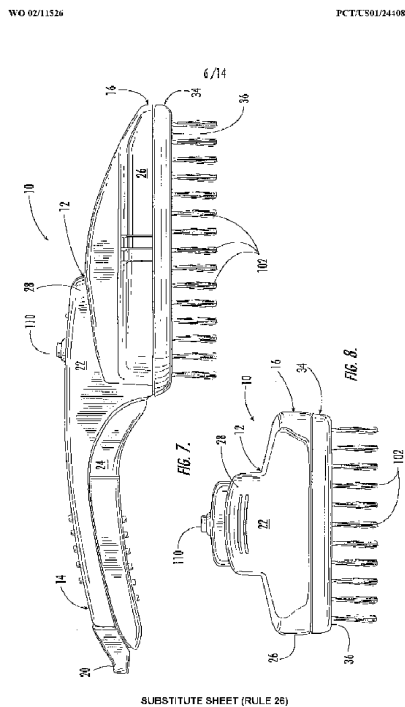
Animal grooming devices, e.g. combs, scrapers or brushes.

- may be hand held or automatic.
- may be combined with suction devices or blowers.
- may include dispensing methods, for e.g. medicine, pesticides, etc.

Application may be for parts of the body other than the skin or fur, e.g. toothbrushes.

Toothbrush.

Hair removal with curry-combs or similar.



References

Limiting references

This place does not cover:

Shearing sheep	B26B 19/24
----------------	----------------------------

Informative references

Attention is drawn to the following places, which may be of interest for search:

Washing, cleaning, or drying devices	A01K 13/001
Devices for applying insecticides or medication	A01K 13/003
Rubbing-posts	A01K 13/004
Removing fleece from live sheep or similar animals	A01K 14/00
Apparatus or use of substances for the care of hoofs	A01L 15/00
Scraping carcasses; coating carcasses	A22B 5/08
Hair combs for care of the hair	A45D 24/00
Retractable or collapsible bristle carriers arranged in the brush body	A46B 7/023
Instruments for treating animal's teeth	A61D 5/00
Hand-held cutting tools	B26B

A01K 13/003

{Devices for applying insecticides or medication ([A01K 27/007](#) takes precedence; for veterinary purposes [A61D 7/00](#))}

Definition statement

This place covers:

Devices for applying insecticides, disinfectant or medication to animal skin. (outside or in chambers)

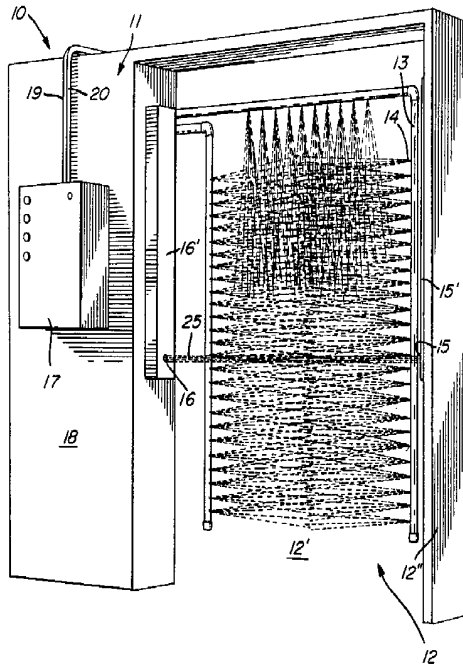
- mostly by means of spraying, but also dipping or brushing.
- may be combined with feeding device.

Dispensing material may be powder or fluid.

Dust bags, e.g. for dogs.

Animal oilers without scratching action.

Fly traps.



References

Limiting references

This place does not cover:

Collars with insecticides	A01K 27/007
Applying medication upon animals	A61D 7/00

Informative references

Attention is drawn to the following places, which may be of interest for search:

Marking of animals	A01K 11/00
Washing, cleaning, or drying devices	A01K 13/001
Curry-combs; Shearing sheep chemically	A01K 13/002
Rubbing-posts	A01K 13/004
Training or exercise equipment	A01K 15/02
Leads or collars	A01K 27/00
Leads or collars with insecticide-dispensing means	A01K 27/007
Insecticides	A01N 25/00

A01K 13/004**{Rubbing-posts}****Definition statement**

This place covers:

Devices enabling animals to rub and scratch themselves.

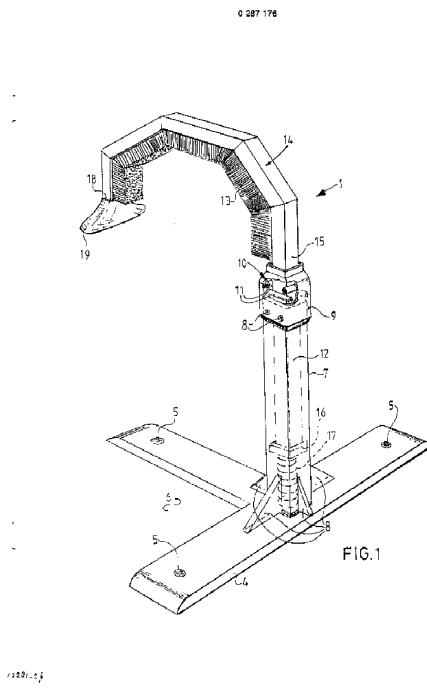
May be automatic (motor action), computer regulated.

may be actuated by animal.

Dispensers for fluid or powder may be incorporated, but scratching is essential.

Doors with brushes incorporated, e.g. for cats.

Rubbing-posts with fluid dispenser (oiler).

**References****Informative references**

Attention is drawn to the following places, which may be of interest for search:

Housing for domestic or laboratory animals	A01K 1/03
Curry-combs; Brushes	A01K 13/002
Devices for applying insecticides or medication	A01K 13/003
Scratching devices e.g. cats	A01K 15/024

A01K 13/005**{Tail-holders}****Definition statement***This place covers:*

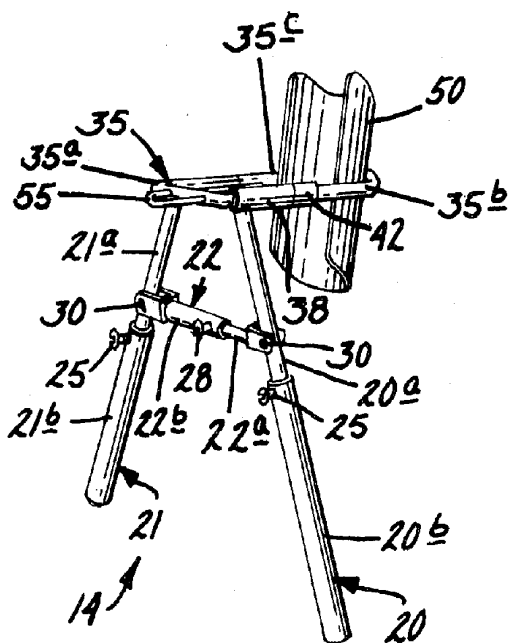
Tail holders, mostly for cows or horses.

- may be attachable to animal or wall of stable.
- may be disposable.

Tail lengthener for horses.

Anti-kick apparatus for cows.

Horse tail braid or similar.

**References****Informative references***Attention is drawn to the following places, which may be of interest for search:*

Tail holders as part of harness	B68B 5/04
---------------------------------	---------------------------

A01K 13/006**{Protective coverings (Elastic soles or covers for hoofs [A01L 5/00](#), [A01L 7/02](#); for veterinary purposes [A61D](#))}****Definition statement***This place covers:*

Protective garment or blankets for animals, e.g. support garment.

- may be heat retaining, heat-reflecting, bullet-proof, etc.

Definition statement

- may leave parts of the body open for treatment.
- may be sprayed-on films, e.g. naked sheep.

Devices for movement restriction.

Protective footwear and leg protectors for animals.

Udder and teat protectors.

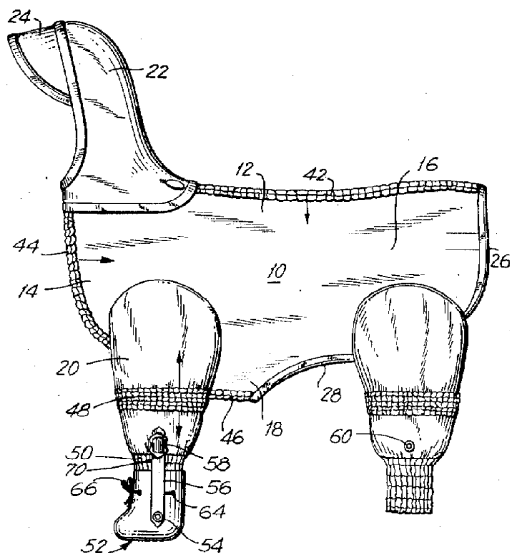
Animal tail control/ protection devices.

Protective devices for scaring insects, e.g. fringes, face mask, etc.

Collars for preventing animals from licking/ biting e.g. their wounds.

Devices for protecting limbs or other parts from knocking against each other.

Artificial horns, horn protectors.



References

Limiting references

This place does not cover:

Elastic soles or covers for hoofs	A01L 5/00 , A01L 7/02
For veterinary purposes	A61D

Informative references

Attention is drawn to the following places, which may be of interest for search:

Devices for grooming or caring of animals	A01K 13/00
Washing, cleaning, or drying devices	A01K 13/001
Curry-combs; Shearing sheep chemically	A01K 13/002
Devices for impeding movement, passage through fencing	A01K 15/04
Devices for assisting or preventing mating	A01K 21/00
Constraining birds	A01K 37/00

Other aviculture appliances	A01K 45/00
Coating for dehairing	A22B 5/08
Blankets	A47G 9/00
Horse protectors	B68B 7/00
Bottom pads or clothes for saddles	B68C 1/12
Covers for animals when working	B68C 5/00
Heat protectors	B68C 2005/005

A01K 13/007

{Leg, hoof or foot protectors}

Definition statement

This place covers:

Foot protection systems for animals.

Hoof shoe, may be permanently or temporarily attachable.

- may be elevated, elastic, etc.

Knee protection systems, e.g. knee caps.

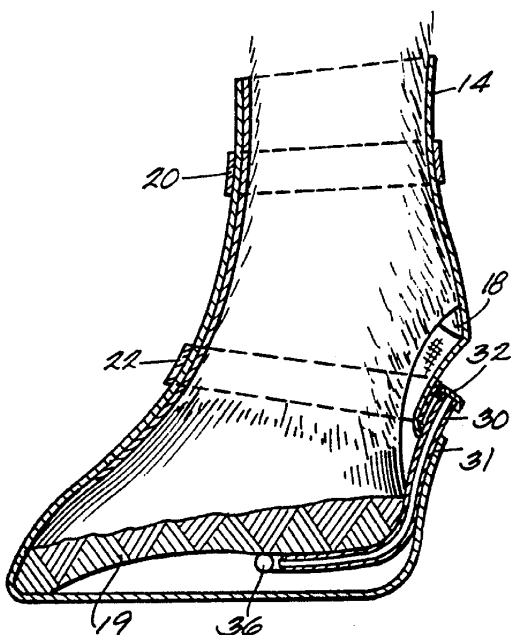
Ankle protection systems.

Claw protection cover for cats.

Devices may include protection against insects.

Sheets for cooling the legs.

Boots for dogs and cats.



References

Informative references

Attention is drawn to the following places, which may be of interest for search:

Hoof caring	A01L 15/00
-------------	----------------------------

A01K 13/008

{Horse blankets}

Definition statement

This place covers:

Blankets, mostly for horses.

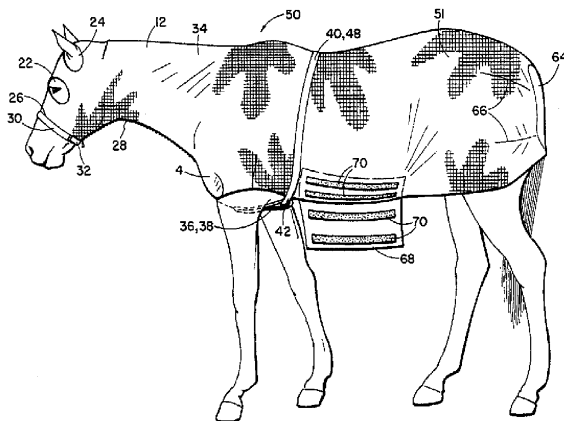
- may be heat-reflective, waterproof, breathable, heat retaining, windproof, etc.

Details therefor, e.g. fastening means, etc.

Therapeutic blankets, e.g. magnetic blanket.

Blankets may contain an anti-rubbing devices.

Blankets may have anti-insect cover.



A01K 14/00

Removing the fleece from live sheep or similar animals (hand-held clippers or shavers with a plurality of cutting edges, specially adapted for shearing animals, e.g. sheep, [B26B 19/24](#))

Definition statement

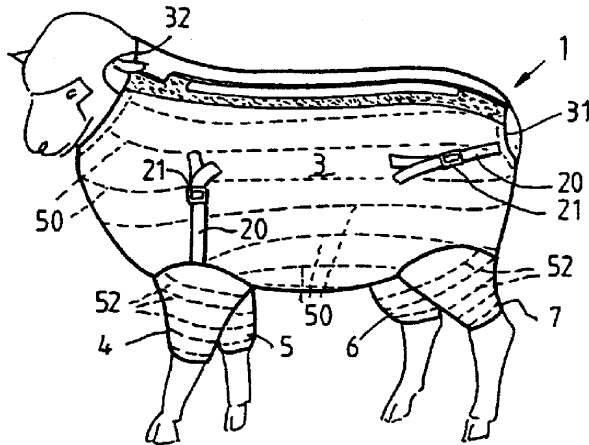
This place covers:

Removing the fleece from live sheep or similar animals, by means of a net, e.g. a fleece retention coat.

Chemical sheep shearing, e.g. by applying coatings.

Wool harvesting systems.

Systems for processing waste products of wool harvesting.



References

Limiting references

This place does not cover:

hand-held clippers or shavers with a plurality of cutting edges, specially adapted for shearing animals, e.g. sheep	B26B 19/24
---	----------------------------

Informative references

Attention is drawn to the following places, which may be of interest for search:

Curry-combs; Brushes	A01K 13/002
Clippers or shavers of the reciprocating-cutter-type	B26B 19/02
Clippers or shavers specially adapted for shearing animals, e.g. sheep	B26B 19/24

A01K 15/00

Devices for taming animals, e.g. nose-rings or hobbles; Devices for overturning animals in general; Training or exercising equipment; Covering boxes

Definition statement

This place covers:

Devices for handling/ restraining animals.

- may be movable, portable, rotatable, etc.

Animal catching devices.

Animal carrying devices.

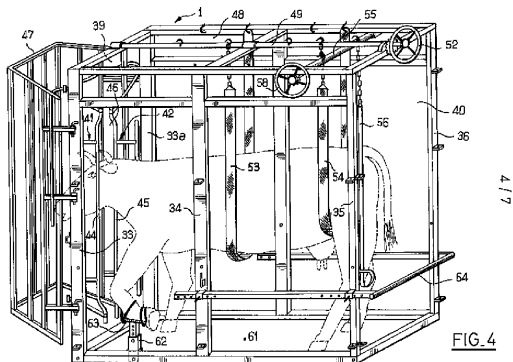
Restraining devices for research table.

Devices may include lifting mechanism.

Sheep rollover devices.

Definition statement

Neck / Head holding devices.



References

Informative references

Attention is drawn to the following places, which may be of interest for search:

Animal holding devices	A01K 1/0613
Appliances for supporting or fettering animals for operative purposes	A61D 3/00

Glossary of terms

In this place, the following terms or expressions are used with the meaning indicated:

Hobble: A device restricting an animal's leg movement to impede its ability to stray or run.

A01K 15/003

{Nose-rings; Fastening tools therefor; Catching or driving equipment}

Definition statement

This place covers:

Nose-rings, which can include e.g. anti-bite devices, fastenings, etc.

Devices for applying a nose-ring.

Devices for catching or holding any animals, which can be hand-held.

Devices for controlling animals by mainly squeezing a part of the body, mainly the nose, e.g. animal twitch.

(Cattle) pods, non-electrical.

Lassos. Holders and containers therefor, etc.

Bull halters.

Devices can be vehicle-mounted, or combined with trolleys.

NB. Not included are: (movable) confinement devices

References

Informative references

Attention is drawn to the following places, which may be of interest for search:

Stable partitions	A01K 1/0005
Devices for immobilisation of animals	A01K 1/0613
Pasturing equipment	A01K 3/00
Marking of animals	A01K 11/00
Devices for impeding passage of animals under fences	A01K 15/006
Electric shock devices for controlling animals	A01K 15/029
Devices for impeding movement	A01K 15/04
Gaffs	A01K 97/14
Traps	A01M 23/00
Driving devices in slaughterhouses	A22B 7/00
Noose equipment. Boathooks and the like	B63B 21/54

A01K 15/006

{Devices for impeding passage of animals under fences, preventing butting or the like}

Definition statement

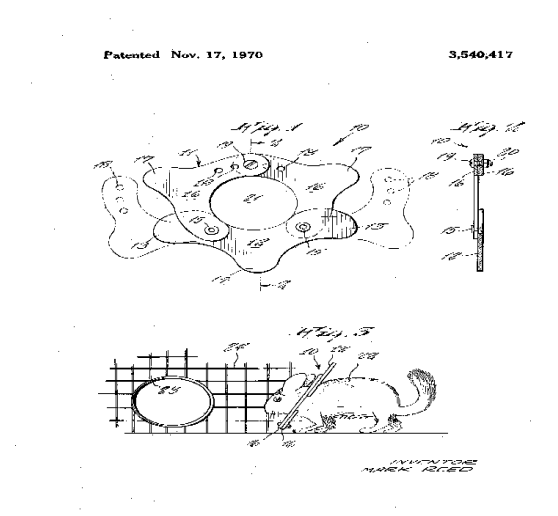
This place covers:

Devices for restraining animals from attacking.

Movement control devices for animals, e.g. restraining devices for neck and head, etc.

Animal pokes.

Animal yokes.



References

Informative references

Attention is drawn to the following places, which may be of interest for search:

Protective coverings	A01K 13/006
----------------------	-----------------------------

A01K 15/02

Training or exercising equipment, e.g. mazes or labyrinths for animals ([A01K 15/04](#) takes precedence); Electric shock devices (circuits therefor [H03K 3/537](#)); Toys specially adapted for animals}

Definition statement

This place covers:

Devices for training and/or exercising animals, e.g. a leash, collar, etc.

Devices for entertaining animals, e.g. toys, may be eatable.

Details therefor, e.g. sensors.

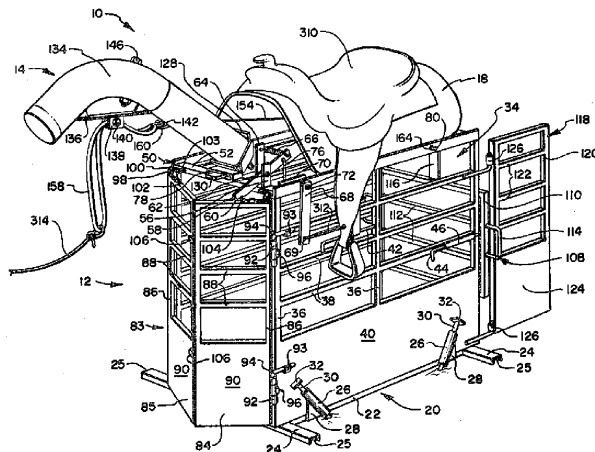
Training devices for cowboys, e.g. mechanical calves.

Anti-butting devices, animal repellent devices, cow trainers, chemical agents, treadmills, electric prods, radio/satellite control, etc.

Devices for protecting birds against other animals, e.g. cats, squirrels.

Training for smell detection e.g. to follow clues, detect drugs, etc.

Sniffer dogs training.



References

Limiting references

This place does not cover:

Devices for impeding movement	A01K 15/04
Circuits for electric shock devices	H03K 3/537

Informative references

Attention is drawn to the following places, which may be of interest for search:

Stable partitions	A01K 1/0005
Cat trays; Dog urinals	A01K 1/0107
Devices for use in keeping domestic animals	A01K 1/035
Grids for preventing cattle from straying	A01K 3/002
Electrified wire fencing	A01K 3/005
With timing mechanism	A01K 5/0291
Automatic identification systems for animals	A01K 11/006
Devices for grooming or caring of animals	A01K 13/00
Washing, cleaning or drying devices	A01K 13/001
Nose-rings; Fastening tools therefor	A01K 15/003
Scratching devices for cats	A01K 15/024
Leads or collars	A01K 27/00
Other apparatus for animal husbandry	A01K 29/00
Other aviculture appliances	A01K 45/00
Methods or means of catching fish in bulk not provided	A01K 79/00
Scaring animals	A01M 29/00
Hunting appliances	A01M 31/00
Slaughterhouse drive corridors	A22B 7/00
Water therapy	A61D 11/00
Treadmills	A61H 9/00
Racing equipment	A63K 1/00
Racing or riding sports equipment or accessories	A63K 3/00
Electric weapon sticks	F41B 15/04
Biological systems specially adapted for detection of landmines, e.g. with detection by animals or plants	F41H 11/132
Investigating fuels, explosives	G01N 33/22

A01K 15/021**{Electronic training devices specially adapted for dogs or cats}****Definition statement**

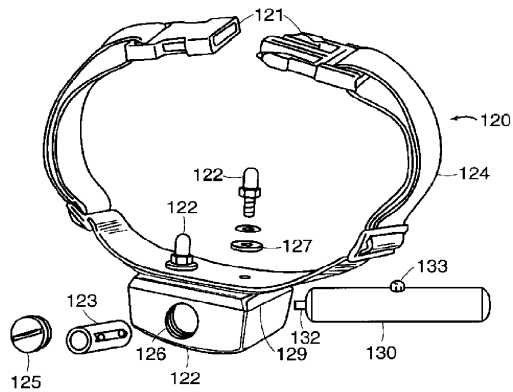
This place covers:

Training apparatus, by means of electronic devices specially adapted for dogs or cats, e.g. a collar.

- may operate by means of electric shocks, vibrations, sound, etc.
- may include pet identification system, e.g. Global Positioning System.

Details therefor, e.g. remote control, etc.

Devices for controlling animal behaviour.



References

Informative references

Attention is drawn to the following places, which may be of interest for search:

Transmission of position information to remote stations	G01S 5/0009
Alarm systems for ensuring the safety of persons	G08B 21/02
Recognition of animal voices	G10L 17/26

Special rules of classification

Collars or similar with GPS for locating animals, including pets outside specific areas are covered in [A01K 11/008](#).

Collars or similar for anti-evasion purpose, associated normally to one or more areas and adapted for pets are covered in [A01K 15/023](#).

Collars or similar with anti-barking device are covered in [A01K 15/022](#).

Collars or similar with electric-shock or other correction means, not related to areas or barking, are covered in [A01K 27/009](#).

A01K 15/022

{Anti-barking devices}

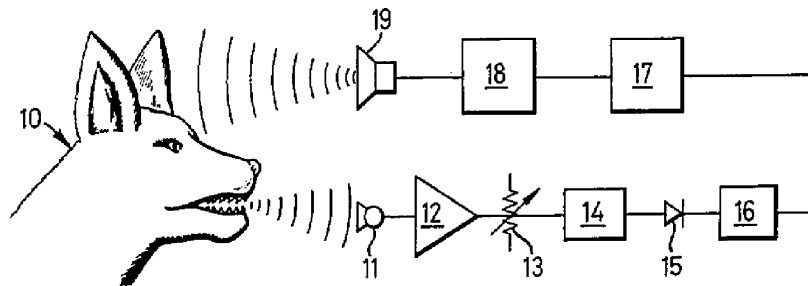
Definition statement

This place covers:

Anti-bark devices.

By means of collars including shock, cold fluid, high frequency devices, etc.

Details therefor, e.g. vibration sensor, etc.



A01K 15/023

{Anti-evasion devices}

Definition statement

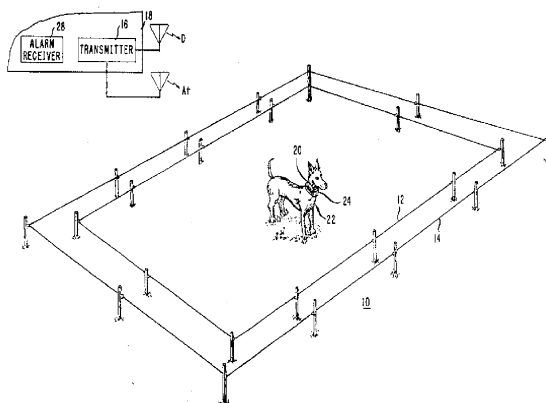
This place covers:

Satellite animal confinement systems, e.g. global positioning. Electronic animal confinement systems, ultrasonic animal deterrent system, echo-ranging electronic boundary system, etc.

Animal repelling devices.

Devices may include bark-inhibitor.

Details therefor, collars in combination with an anti-evasion device.



References

Informative references

Attention is drawn to the following places, which may be of interest for search:

Automatic identification systems for animals incorporating GPS	A01K 11/008
Burglar, theft or intruder alarms	G08B 13/00

A01K 15/024

{Scratching devices, e.g. for cats}

Definition statement

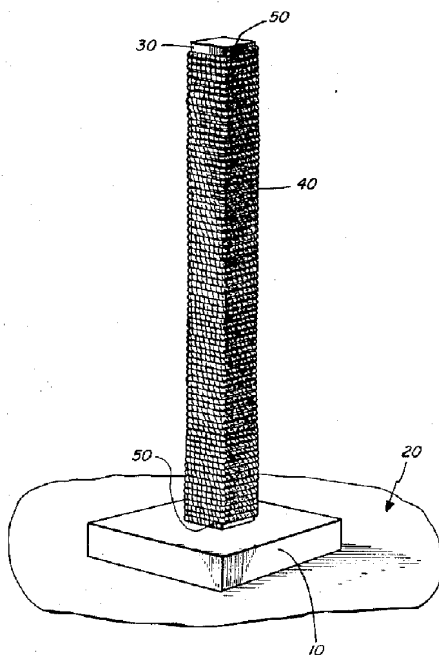
This place covers:

Scratching devices, e.g. for cats.

- may be attachable to wall, door, furniture, etc.
- may include cat housing, feeding device, toys, perch, etc.

Climbing posts including scratching devices.

Litter boxes with abrasive surface.



References

Informative references

Attention is drawn to the following places, which may be of interest for search:

Curry-combs; Brushes	A01K 13/002
Rubbing posts	A01K 13/004
Absorbent pads characterised by the use for animals	A61F 2013/15186

Special rules of classification

When the scratching action is meant for the body of the animal that rubs itself, then it is considered a rubbing post and is covered by [A01K 13/004](#).

If the scraping action is done to the animal, not by the animal itself, then it is considered like a comb and is covered by [A01K 13/002](#).

When the scratching post is interpreted as used for the filing of claws, not for scratching the body, it is covered by [A01K 15/024](#).

A01K 15/025

{Toys specially adapted for animals}

Definition statement

This place covers:

Toys for pets, may be edible.

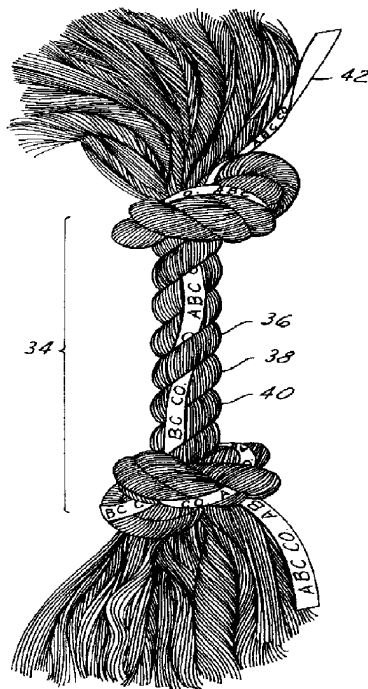
Toys may be attachable to wall.

Toys may be scented, spinning, reelable, etc.

Toys may include food dispensing system, sound device, (moving) light beam, etc.

Crawling tube for small pets.

Toys may include exercise device.



References

Informative references

Attention is drawn to the following places, which may be of interest for search:

Devices for use in keeping domestic animals	A01K 1/035
Chewable toys e.g. for dental care of pets	A01K 15/026
Toys	A63H

A01K 15/026**{Chewable toys, e.g. for dental care of pets}****Definition statement***This place covers:*

Toys for pets that are constructed for chewing by an animal.

Toys may have raised, depressed, or other surface features that aid in dental health of pets or enhance the attractiveness of the toy to a pet.

References**Informative references***Attention is drawn to the following places, which may be of interest for search:*

Composition of toys made of animal feeding-stuffs per se	A23K
--	----------------------

A01K 15/027**{Exercising equipment, e.g. tread mills, carousels (equipment for racing or riding sports events [A63K](#))}****Definition statement***This place covers:*

Animal training devices (mostly for horses), by means of endless belts, treadmills, etc.

- may include monitoring systems.
- may include tracking, e.g. GPS.

Systems for improving the performance of horses during races and/or providing feedback during training such as gait characteristics, fatigue, lameness, heart rate, breathing, etc.

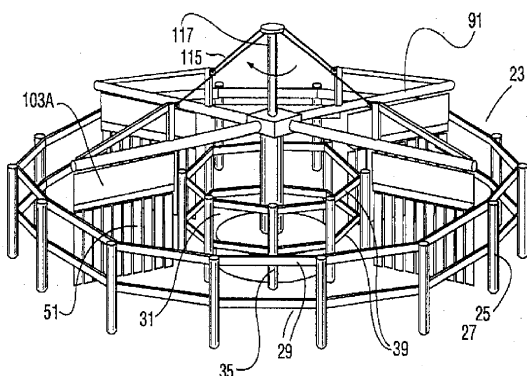
Details therefor, e.g. detachable harness assembly, etc.

Running wheel for small animals.

Devices may be attachable to vehicle, transportable, etc.

Dog jumping devices.

Swimming pools for training animals.



References

Limiting references

This place does not cover:

Equipment for racing or riding sport events	A63K
---	----------------------

Informative references

Attention is drawn to the following places, which may be of interest for search:

Gait analysis	A61B 5/112
Training appliances or apparatus for special sports simulating the movement of horses	A63B 69/04
Race-courses; Race tracks	A63K 1/00
Race-courses; Race tracks for greyhounds or other dogs	A63K 1/02
Equestrian hurdles	A63K 3/046
Registering, indicating or recording the time of events or elapsed time	G07C 1/24

A01K 15/028

{Cow trainers}

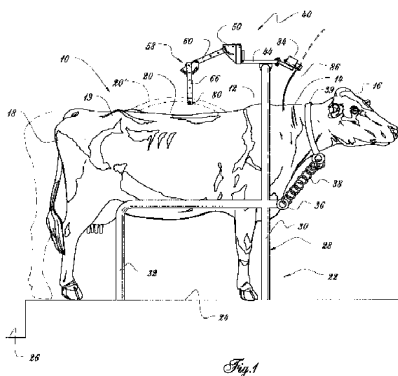
Definition statement

This place covers:

Cow training devices for in stables. Mostly cow positioning devices, e.g. training cattle to step back when defecating, etc.

- by means of electric cow trainer, barrier, pressure, etc.

U.S. Patent Jan. 23, 2001 Sheet 1 of 3 US 6,176,203 B1



A01K 15/029**{Electric or similar shock devices, e.g. prods}****References*****Informative references****Attention is drawn to the following places, which may be of interest for search:*

Crowding gates or barriers	A01K 1/0029
Electrified wire fencing	A01K 3/005
Non-electrical means for controlling animals	A01K 15/003
Anti-barking devices	A01K 15/022
Anti-evasion devices	A01K 15/023
Collars with electric shock	A01K 27/009
Scaring or repelling devices using electric shocks	A01M 29/24
Sticks with electric stunning-means	F41B 15/04
Circuits for electric shock devices	H03K 3/537
Circuits providing pulse voltage when touched	H05C 1/06

A01K 15/04**Devices for impeding movement; Devices for impeding passage through fencing {, e.g. hobbles or the like; Anti-kicking devices (impeding passage under fences [A01K 15/006](#))}****Definition statement***This place covers:*

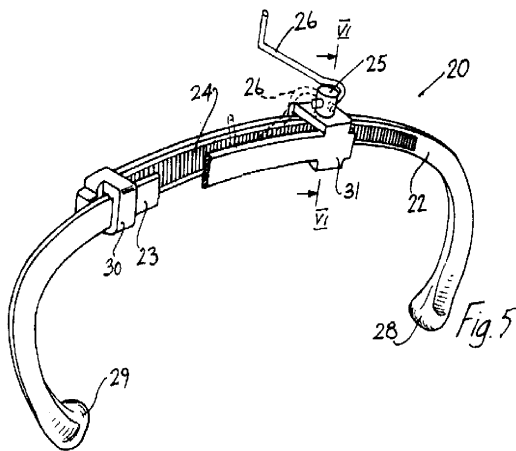
Anti-kicking devices for cows.

Restraining devices, e.g. grooming restraining device for dogs, etc.

Passage through fencing, e.g. one way animal gate, fence security system, etc.

Cuffs for restraining animals, e.g. leg cuffs.

Head restraining devices.



References

Limiting references

This place does not cover:

Devices for impeding passage under fences	A01K 15/006
---	-----------------------------

Informative references

Attention is drawn to the following places, which may be of interest for search:

Transport devices for animals	A01K 1/0236
Boxes, bags, cages, baskets, harnesses especially adapted for transport in or on automobiles	A01K 1/0272
Tethering-poles or the like	A01K 1/04
Devices for immobilisation or restraint of animals	A01K 1/0613
Protective coverings	A01K 13/006
Animal harnesses	A01K 27/002
Animal leads and leashes	A01K 27/003

A01K 17/00

Dehorner; Horn trainers

Definition statement

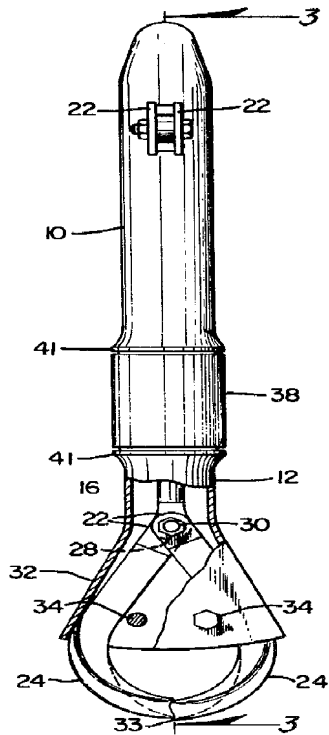
This place covers:

Dehorning or preventing horns from growing. Treatment may be chemical or thermal.

- by means of electric dehorning.
- by means of a heating device, e.g. gas-fired heating device.
- by means of freeze-branding.
- by means of cutting, e.g. for slaughtered animals.

Changing shape of horns, e.g. by weights.

Details therefor, e.g. stencils or holders.



References

Informative references

Attention is drawn to the following places, which may be of interest for search:

Devices for grooming or caring of animals	A01K 13/00
Trimming hoofs	A01L 15/00
Cutting bones	A22B 5/20
Bone-shears; Bone-crushers	A22C 17/06
Surgical instruments for veterinary use	A61D 1/00
Debeaking etc., of birds	A61D 1/005
Cropping tails or ears	A61D 1/04

Glossary of terms

In this place, the following terms or expressions are used with the meaning indicated:

Horn trainer: a device fitted to an animal's horns to influence how they grow.

A01K 19/00

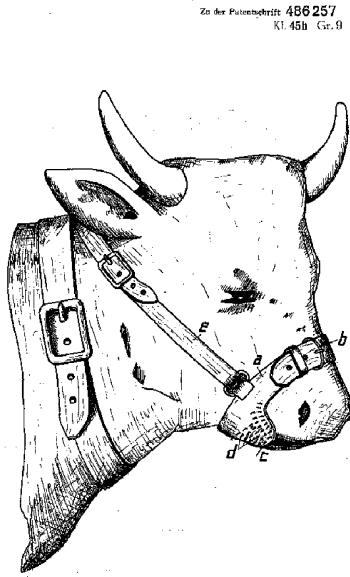
Weaning apparatus

Definition statement

This place covers:

Anti-sucking devices for cattle, may be attached to mother animal or her young, e.g. muzzles, halters, etc.

may operate by means of electric chocks or contains sharp elements.



A01K 21/00

Devices for assisting or preventing mating

Definition statement

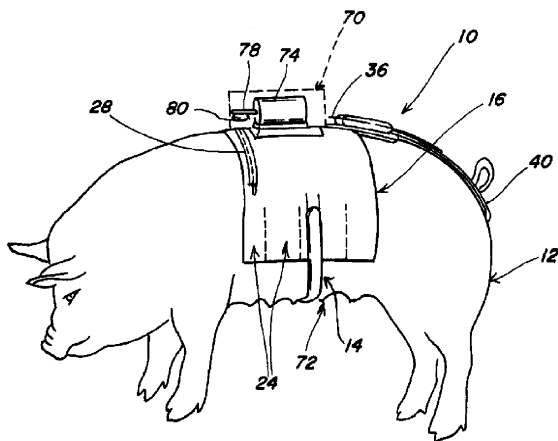
This place covers:

Devices for preventing mating, e.g. harness for dogs, bulls, rabbits, etc.

Diapers for female dogs.

Stimulation of ovulation methods and devices.

Means for guiding a boar past sows, e.g. boar cart.



References

Informative references

Attention is drawn to the following places, which may be of interest for search:

Automatic devices	A01K 7/02
Protective coverings	A01K 13/006
Devices for taming animals; Covering boxes	A01K 15/00
Manure or urine pouches	A01K 23/00
Other apparatus for animal husbandry	A01K 29/00

A01K 23/00

Manure or urine pouches

Definition statement

This place covers:

Devices for receiving excrements from animals, either fastened on the animal, or situated immediately close to it.

Harnesses for attaching waste collecting containers, bags, sacks, etc. to animal.

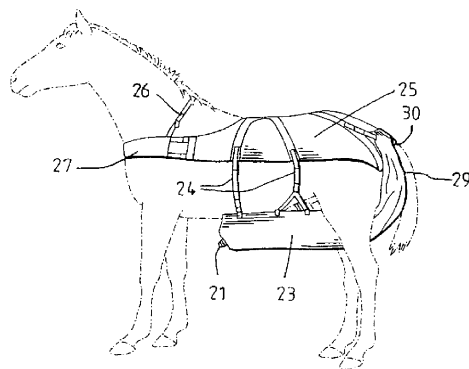
Anti-splash shields for dogs.

Details therefor, e.g. bags, sacks, holders, etc.

Harness may also serve for protection against mating, etc.

Devices for taking samples of excrements of animals.

Diapers for animals.



References

Informative references

Attention is drawn to the following places, which may be of interest for search:

Cat trays; Dog urinals; Toilets for pets	A01K 1/0107
Protective coverings	A01K 13/006
Devices for assisting or preventing mating	A01K 21/00
Picking up dog excrement from the ground	E01H 1/1206

A01K 23/005

{Manure or urine collecting devices used independently from the animal, i.e. not worn by the animal but operated by a person}

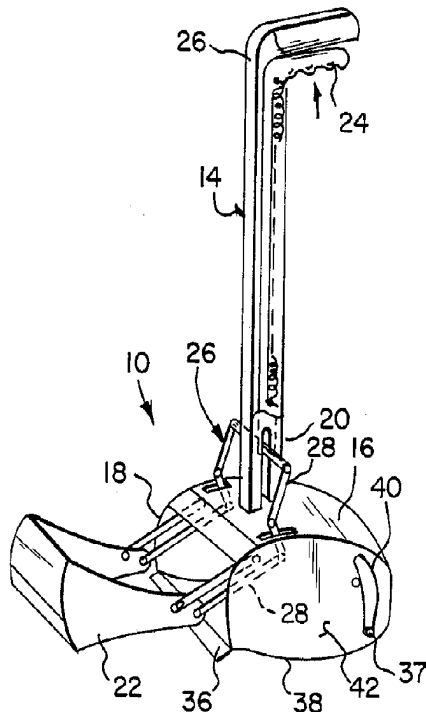
Definition statement

This place covers:

Manure collecting devices used independently from the animal, e.g. waste scooper devices (not to scoop the ground).

Pet excrement scoop, may be in combination with a (plastic) bag.

- may comprise an elongated handle.
- pick-up waste bag, used without any tools.



Relationships with other classification places

When the waste is picked from the ground it belongs in [E01H 1/1206](#).

When the waste is picked before falling on the ground it belongs in [A01K 23/005](#).

When only a flexible bag is used to remove excrement it belongs to [B65F 1/0006](#).

References

Informative references

Attention is drawn to the following places, which may be of interest for search:

Leads or collars with pockets or similar for carrying accessories	A01K 27/008
Refuse receptacles	B65F 1/00
Flexible refuse bags or sacks	B65F 1/0006
Types of refuse collected: dog dirt	B65F 2240/136

Hand implements for picking up excrements	E01H 1/1206
Hand implements having means for storing bags or the like	E01H 2001/128
Hand implements having means for storing used bags	E01H 2001/1286

A01K 25/00

Muzzles

Definition statement

This place covers:

Devices for encapsulating an animals head, mostly for dogs.

- may include a control and leash combination for e.g. training, guiding, restraining a dog.
- may be remotely releasable.

Grazing regulators for cows.

Prevention of bite function must be present.

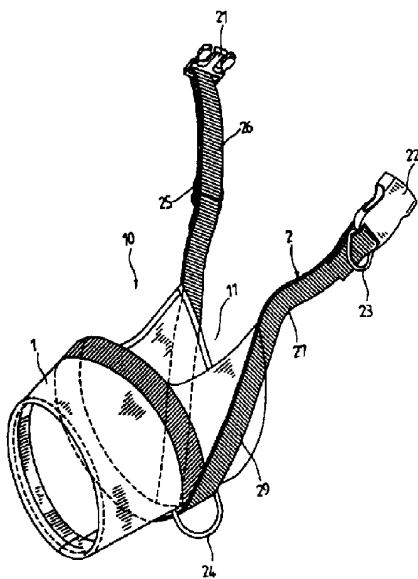


Fig.4

References

Informative references

Attention is drawn to the following places, which may be of interest for search:

Harnesses	A01K 27/002
-----------	-----------------------------

A01K 27/00

Leads or collars, e.g. for dogs

Definition statement

This place covers:

Collars mostly for dogs, or for similar animals.

- may contain anti-parasite material.
- may be in combination with leads or harnesses

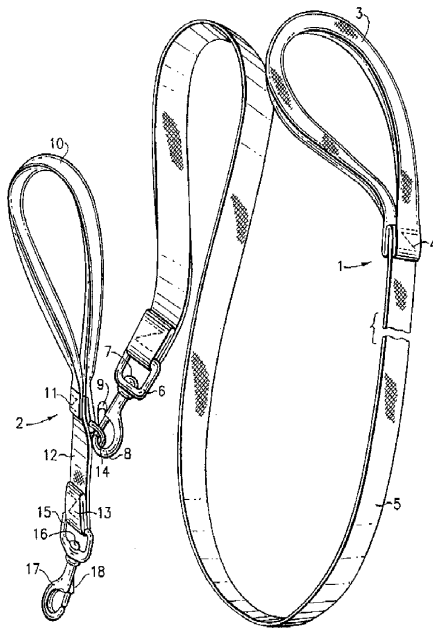
Multiple animal leashes.

Details therefor, e.g. closure members, dampers, safety connections, etc.

Lead-storing or -dispensing means, e.g. adjustable length leash.

Devices may be attachable to vehicles, walls, etc.

Material for leash, harness or collar.



References

Informative references

Attention is drawn to the following places, which may be of interest for search:

Tethering-poles or the like	A01K 1/04
Devices for fastening animals, e.g. halters	A01K 1/06
Chain fastenings	A01K 1/064
Marking of animals	A01K 11/00
Devices for applying insecticides or medication	A01K 13/003
Tail holders	A01K 13/005
Nose-rings; Fastening tools therefor	A01K 15/003
Training or exercise equipment	A01K 15/02

Devices for impeding movement	A01K 15/04
Muzzles	A01K 25/00
Pest-repellants	A01N 25/00
Holders or carriers for hand articles	A45F 5/00
Safety harnesses for already walking children	A47D 13/086
Accessories for children's furniture, e.g. safety belts	A47D 15/00
Safety belts for dogs in cars	B60R 22/10
Devices specially adapted or mounted for storing and repeatedly paying-out and re-storing lengths of material	B65H 75/34
Devices in connection with harness, for hitching, reining, training, breaking or quietening horses or other traction animals	B68B 1/00

A01K 27/001

{Collars}

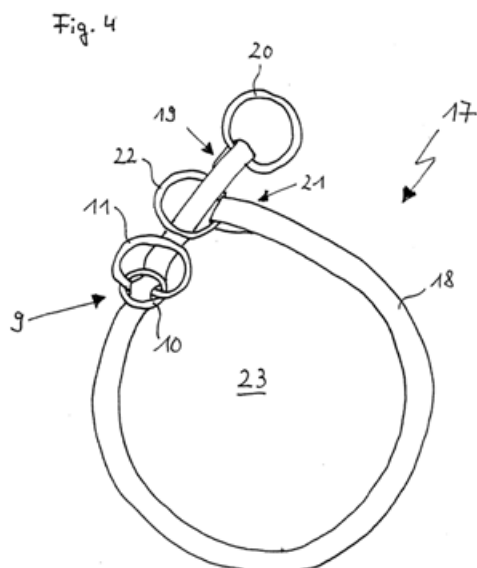
Definition statement

This place covers:

Collars for dogs or the like which can be extendable, choking, etc. These collars can be attachable to leashes and/or harnesses, can have multiple or sliding attachment points and can be adapted to different sizes.

Double collars.

Collars extended into leashes e.g. for better control by pulling neck.



References

Informative references

Attention is drawn to the following places, which may be of interest for search:

Pokes, toggles, hobbles or the like used independently of stall	A01K 15/04
Head harness	A01K 27/002

A01K 27/002

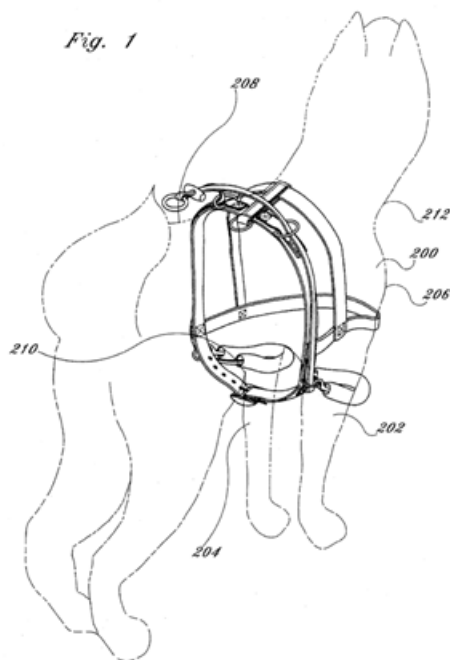
{Harnesses}

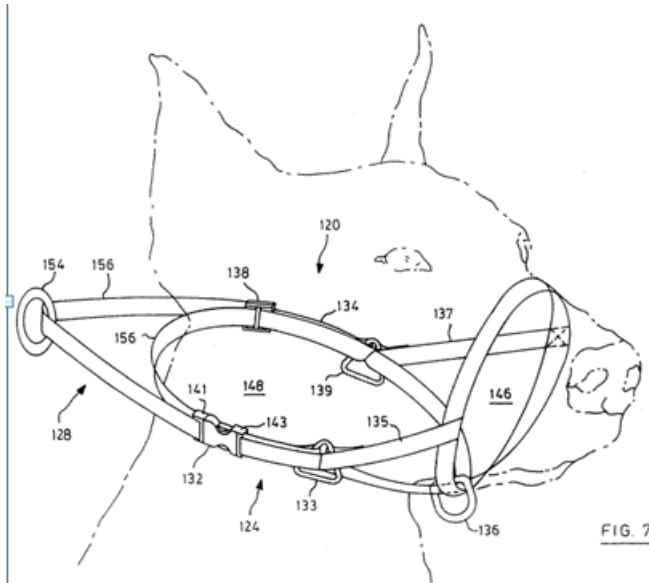
Definition statement

This place covers:

Harnesses intended for guiding or controlling the animal, e.g. while walking.

Head harnesses, e.g. muzzle-like that do not interfere with an animal opening its mouth, intended for guiding and/or controlling the animal.





References

Informative references

Attention is drawn to the following places, which may be of interest for search:

Harnesses for transporting, carrying or lifting animals	A01K 1/0263
Muzzles	A01K 25/00
Devices in connection with horse harness	B68B 1/00
Traction harness for horses	B68B 3/00

A01K 27/003

{Leads, leashes}

Definition statement

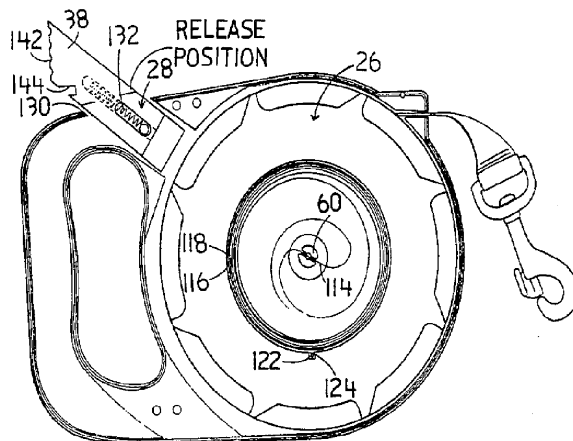
This place covers:

Devices for retractable leashes.

- may include waste disposal bag dispenser.

Details therefor, e.g. locking/brake mechanism, retractor, etc.

Compact dog leash, may be attached to collar of dog or concealed in hollow walking stick.



A01K 27/005

{Quick-couplings, safety-couplings or shock-absorbing devices between leash and collar}

Definition statement

This place covers:

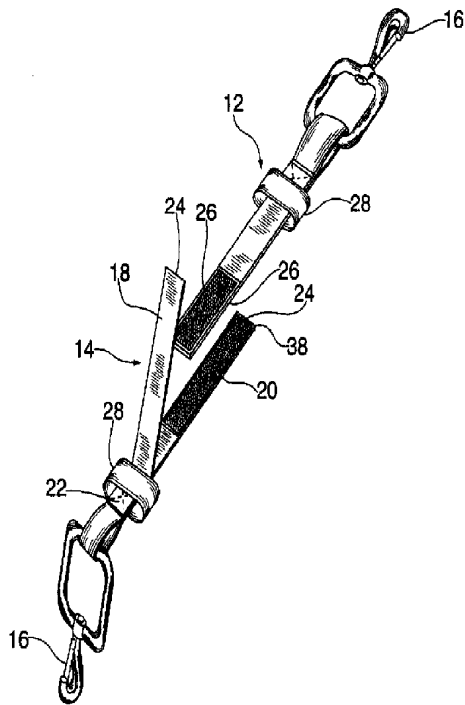
Shock absorbing devices, by means of e.g. stretching leash, extensible mechanism, elastic section, etc.

Break away assembly.

Quick release leash, one hand operated dog leash.

- locking systems.

Shock absorbing lead grip.



A01K 27/006

{with light-emitting or ornamental devices}

Definition statement

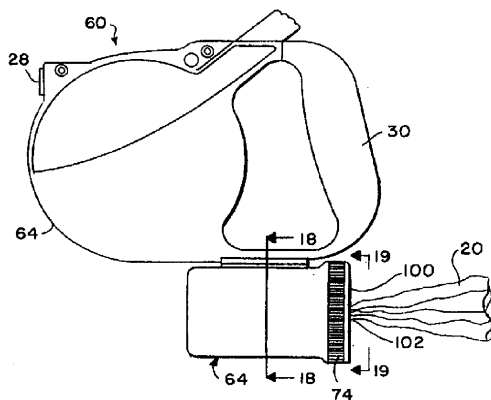
This place covers:

Dog leashes or collars with light-emitting, or other ornamental devices.

- may include e.g. a container, identification device, bag dispenser mechanism, decorations, flashlight, etc.

Leash and collar may be illuminating, water-resistant, etc.

Collar may contain flea-repelling material or insecticide, etc.



A01K 27/007**{with insecticide-dispensing means}****Definition statement***This place covers:*

Collars (or ear-tags) which protect against fleas, ticks, lice and other insects/ parasites.

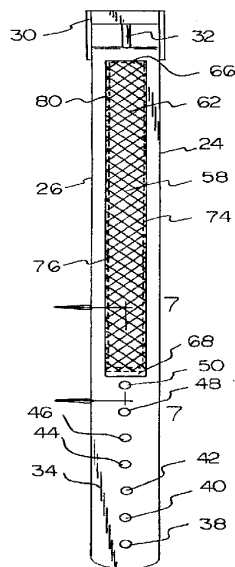
- may be naturally (herbs), chemically or by entrapment.

Flea-repelling pet accessory, e.g. a pet toy.

(Disposable) pendants, may be deodorizing, insect-repelling, etc.

Drug or insect-repelling dispensing devices, may be attachable to collar.

Collar may contain flea-repelling material or insecticide, etc.

**References****Informative references***Attention is drawn to the following places, which may be of interest for search:*

Devices for applying insecticides or medication	A01K 13/003
Pest-repellants	A01N 25/00

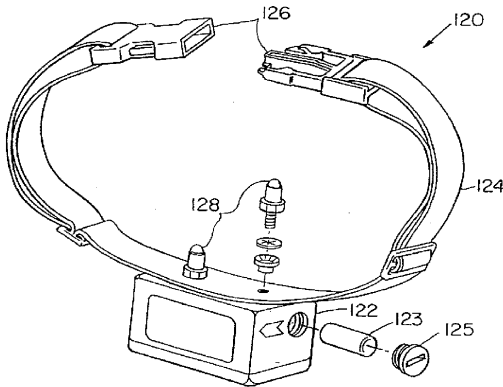
A01K 27/009**{with electric-shock, sound, magnetic- or radio-waves emitting devices}****Definition statement***This place covers:*

Devices for controlling animal behaviour with electric-shock collars.

Collars may include therapeutic devices, by means of magnets.

Devices may work with remote control.

Collars may include identification device, pet locator, etc.



Relationships with other classification places

Collars in combination with anti-barking [A01K 15/022](#)

Anti-evasion devices [A01K 15/023](#)

References

Informative references

Attention is drawn to the following places, which may be of interest for search:

Electronic training and confining equipment	A01K 15/021
---	-----------------------------

Special rules of classification

Collars or similar with GPS for locating animals, including pets outside specific areas are covered in [A01K 11/008](#).

Collars or similar for anti-evasion purpose, associated normally to one or more areas and adapted for pets are covered in [A01K 15/023](#).

Collars or similar with anti-barking device are covered in [A01K 15/022](#).

Collars or similar with electric-shock or other correction means, not related to areas or barking, are covered in [A01K 27/009](#).

A01K 29/00

Other apparatus for animal husbandry

Definition statement

This place covers:

Monitoring of farm animals.

Administration or planning, for breeding activities.

Physical preparation for breeding, e.g. irradiation of sperm or eggs.

Transporting or loading animals, e.g. a ramp, other than for birds and fish and not covered elsewhere.

Administration or management of herds in general.

Measuring physical properties of animals, e.g. performance testing.

Definition statement

Snake venom milking.

Sorting of animals, e.g. by size, weight (not covered elsewhere).

Influencing biological activity, (not covered elsewhere).

Monitoring or measuring activity of animals. (including fish)

Procedures or recipes for feeding animals, e.g. for rapid growth.

Weighing animals.

Detecting mating by marking devices actuated by animals.

Anti-theft devices.

Animal-rescue devices for swimming pools.

References

Informative references

Attention is drawn to the following places, which may be of interest for search:

Structures for monitoring or investigating laboratory animal's behaviour; Experimental structures or proceeding for all animals	A01K 1/031
Portable steps, e.g. dog ramps	A01K 1/035
Devices for immobilisation or restraint of animals	A01K 1/0613
With mechanisms for delivery of measured doses	A01K 5/0275
Branding or tattooing devices for animals	A01K 11/005
Automatic identification systems for animals	A01K 11/006
Other aviculture appliances	A01K 45/00
Culture of aquatic animals	A01K 61/00
Receptacles for live fish	A01K 63/00
Breeding vertebrates	A01K 67/02
Remote monitoring of patients using telemetry	A61B 5/0002
Measuring for diagnostic purposes	A61B 5/107
Obstetrical devices	A61D 1/08
Detecting heat, i.e. oestrus, mating, pregnancy or birth	A61D 17/00
Animal transport vehicles	B60P 3/04
Measuring in general	G01B
Apparatus for weighing livestock	G01G 17/08

A01K 29/005

{Monitoring or measuring activity, e.g. detecting heat or mating}

Definition statement

This place covers:

Livestock data collection/receiving systems.

Definition statement

Devices for monitoring behaviour of animals.

Devices for monitoring feeding behaviour of animals.

Devices for monitoring movement/ activity of animals.

Devices for monitoring animal health, e.g. temperature, location, etc.

Bio-sensors.

Identification method and apparatus.

References

Application-oriented references

Examples of places where the subject matter of this place is covered when specially adapted, used for a particular purpose, or incorporated in a larger system:

Detecting birth of animals	A61D 17/00
----------------------------	----------------------------

Informative references

Attention is drawn to the following places, which may be of interest for search:

Experimental structures or proceeding for all animals	A01K 1/031
Horses monitor for training	A01K 15/027
Gait analysis	A61B 5/112
Detecting heat, i.e. oestrus	A61D 17/002
Data processing Agriculture/Fishing	G06Q 50/02

A01K 31/00

Housing birds

Definition statement

This place covers:

Installations or devices for housing birds, not covered elsewhere, or not specified.

Poultry houses for battery or free-floor rearing, not specified.

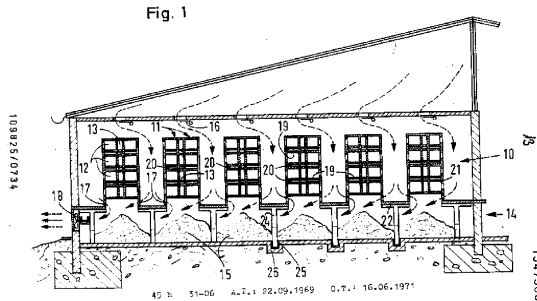
Bird-washing (disinfecting) devices.

General aspect of mass-rearing of poultry. (housing aspect)

Poultry house ventilation

- Buildings may include heating, cooling and ventilating means.

Curtain control devices for poultry houses.



References

Informative references

Attention is drawn to the following places, which may be of interest for search:

Housing animals; Equipment therefor	A01K 1/00
Air-conditioning, ventilation of animal housings	A01K 1/0047
Dropping-boards; Devices for removing excrement	A01K 31/04
Perches	A01K 31/12
Chicken coops or houses	A01K 31/18
Poultry runs	A01K 31/22
Buildings for agricultural purposes	E04H 5/08

A01K 31/002

{Poultry cages, e.g. transport boxes (Harvesting or transport of poultry [A01K 45/005](#))}

Definition statement

This place covers:

Cages or boxes for transporting birds or other small animals.

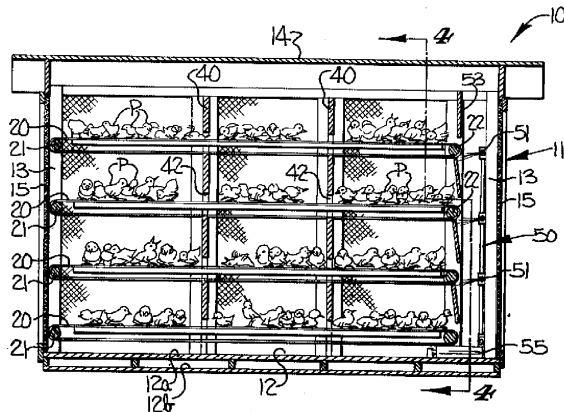
may be collapsible, foldable, portable, mountable on vehicle, etc.

may include feeding and/or drinking devices.

may be adapted for shipping, shipping containers.

Cages may be arranged in stacks or rigs (shelf like containers).

Other poultry cages, not included for battery utilisation.



References

Limiting references

This place does not cover:

Harvesting or transport of poultry	A01K 45/005
------------------------------------	-----------------------------

Informative references

Attention is drawn to the following places, which may be of interest for search:

Battery breeding cages, with or without auxiliary...	A01K 31/005
Transportable cages for singing	A01K 31/07
Collapsible cages for singing birds	A01K 31/08
Other aviculture appliances	A01K 45/00
Containers for animals	B65D 85/50

A01K 31/005

{Battery breeding cages, with or without auxiliary features, e.g. feeding, watering, demanuring, heating, ventilation}

Definition statement

This place covers:

Battery cage systems for breeding poultry, e.g. broilers.

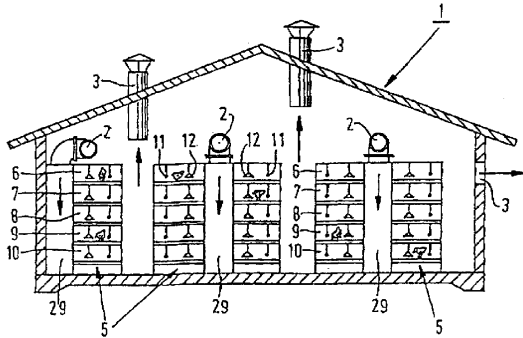
- may be transportable, e.g. to slaughterhouse.

Details of such system, e.g. feeding/drinking devices, ventilation, egg collecting means, etc.

Battery cages may be suitable for breeding, rearing and fattening, e.g. growing aspect.

Definition statement

Building structure may be included.



References

Informative references

Attention is drawn to the following places, which may be of interest for search:

Pigsties; Dog-kennels; Rabbit-hutches or the like	A01K 1/02
Housings for domestic or laboratory animals	A01K 1/03
Poultry-cages	A01K 31/005
Floors	A01K 31/007
Dropping-boards; Devices for removing excrement	A01K 31/04
Laying-nests for poultry	A01K 31/16
Chicken coops or houses	A01K 31/18
Feeding devices for poultry or other birds	A01K 39/01

A01K 31/007

{Floors (for stables [A01K 1/015](#))}

Definition statement

This place covers:

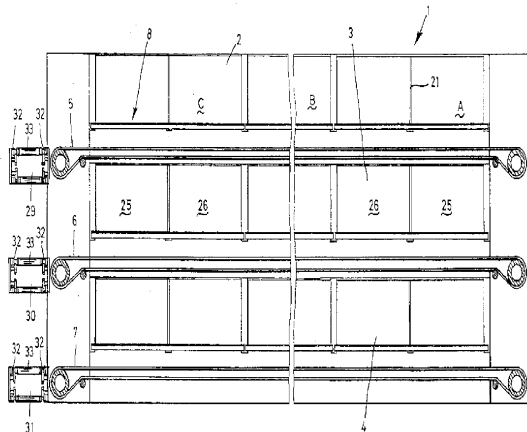
Flooring systems for use in raising poultry, e.g. battery cages, transport cages, etc.

- may include methods for processing manure.

Poultry nests may be included.

Systems for preventing breast blisters, swollen hocks, etc.

Floors specially adapted for egg laying poultry.



References

Limiting references

This place does not cover:

Floor for stables	A01K 1/015
-------------------	----------------------------

Informative references

Attention is drawn to the following places, which may be of interest for search:

Dropping-boards; Devices for removing excrement	A01K 31/04
---	----------------------------

A01K 31/02

Door appliances; Automatic door-openers

Definition statement

This place covers:

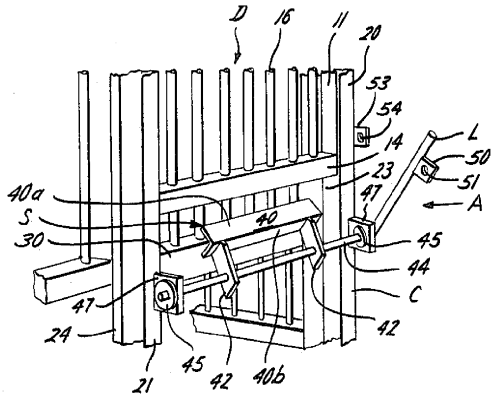
Door appliances for poultry housings, e.g. return-gate, latch, etc.

may be time-controlled, automatic, etc.

Locking means for poultry cages.

Definition statement

Means for preventing entrance of e.g. a fox.



References

Informative references

Attention is drawn to the following places, which may be of interest for search:

Trap doors	A01K 31/10
Laying-nests	A01K 31/16
Individual entry or exit registers	G07C 9/00

A01K 31/04

Dropping-boards; Devices for removing excrement

Definition statement

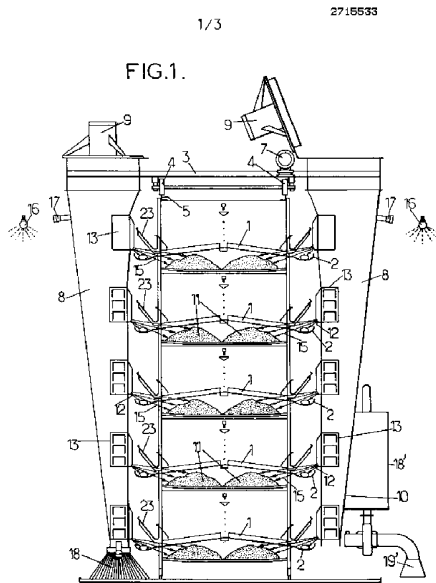
This place covers:

Devices for removing excrements from poultry housings, (e.g. batteries, single cages).

- may be collecting, drying, or otherwise treating excrements from cage or poultry house.
- may include conveyor belts, scrapers, blowers for drying air, water flushers, heating means, liquid sprayers, etc.

Drying blowers may be in combination with ventilation means or heating.

Vehicles for manure treatment, cleaning apparatus.



References

Informative references

Attention is drawn to the following places, which may be of interest for search:

Removal of dung or urine	A01K 1/01
Cat trays; Dog urinals; Toilets for pets	A01K 1/0107
Floor coverings, e.g. bedding-down sheets	A01K 1/015
Litter	A01K 1/0152
Devices for use in keeping domestic animals	A01K 1/035
Housing birds	A01K 31/00
Poultry-cages	A01K 31/005
Floors for poultry cages	A01K 31/007
Cages for singing birds	A01K 31/06
Laying batteries	A01K 31/17
Poultry runs	A01K 31/22
Treating excrements	E01H 1/006

A01K 31/06

Cages {, e.g. for singing birds (for poultry [A01K 31/002](#))}

Definition statement

This place covers:

Cages for domestic birds, indoor or outdoor, e.g. volières, etc.

Definition statement

- may be transportable, foldable, etc.
- may include birdbaths, feeders, waste trays, etc.

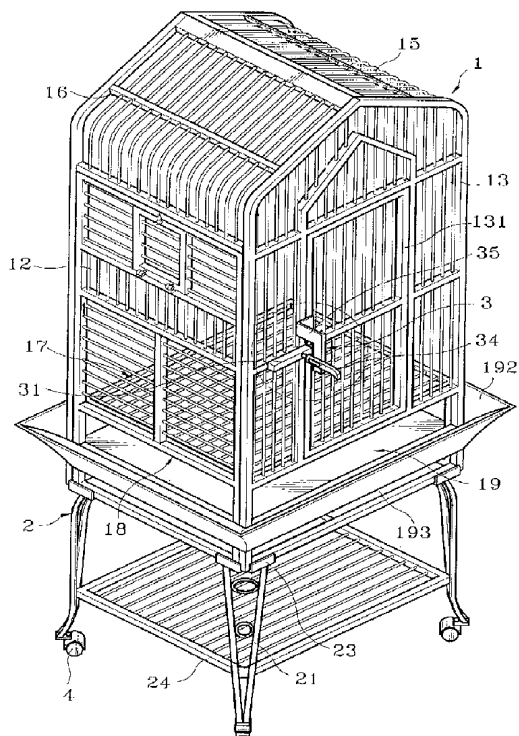
Cages may be suitable for assembling into batteries.

Heaters for cages.

Covers and supporting means therefor.

Accessories for cages, e.g. toys, nest holders, vermin traps, etc.

Hangers or stands for cages.



References

Limiting references

This place does not cover:

Cages for poultry	A01K 31/002
-------------------	-----------------------------

Informative references

Attention is drawn to the following places, which may be of interest for search:

Housings for domestic or laboratory animals	A01K 1/03
Feeding or drinking devices associated with cages	A01K 1/0356
Battery breeding cages	A01K 31/005
Floors	A01K 31/007
Door appliances; Automatic door-openers	A01K 31/02
Dropping-boards; Devices for removing excrement	A01K 31/04
Collapsible cages	A01K 31/08

Doors; Trap-doors	A01K 31/10
Perches	A01K 31/12
Laying batteries	A01K 31/17
For solid feed	A01K 39/0106
Other aviculture appliances	A01K 45/00

A01K 31/07

Transportable cages ([A01K 31/08](#) takes precedence); Travelling cages for pigeons; Opening or closing of cages}

Definition statement

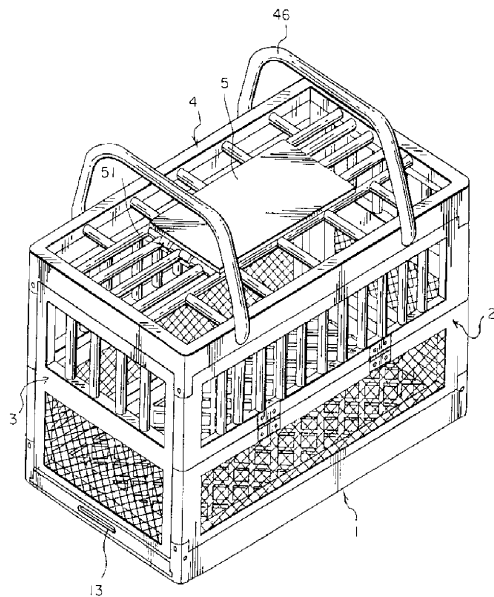
This place covers:

Transportable cages, may be single cages, containers, crates, etc.

- may be portable, disposable, etc.
- may be mountable on vehicle, e.g. car, ship, etc.
- may include drinking/feeding devices.

Containers may be subdivided in compartments.

Details therefor, e.g. doors, locks, wheels, etc.



References

Limiting references

This place does not cover:

Collapsible cages	A01K 31/08
-------------------	----------------------------

Informative references

Attention is drawn to the following places, which may be of interest for search:

Poultry cages, e.g. transport boxes	A01K 31/002
-------------------------------------	-----------------------------

A01K 31/08**Collapsible cages****Definition statement**

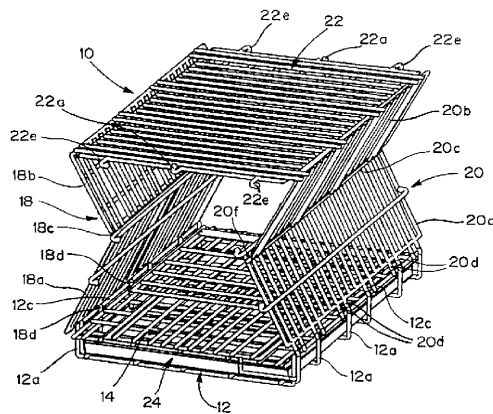
This place covers:

(Bird-) cages in which the collapsible aspect is dominating or characteristic.

- may be used for pet birds, transporting pigeons, exhibiting birds, breeding, etc.

Cages may be prefabricated, disposable, connectable to each other, etc.

- features may enable them to be shipped, or stored under restricted space conditions (even only once, before assembly).

**References****Informative references**

Attention is drawn to the following places, which may be of interest for search:

Housings for domestic or laboratory animals	A01K 1/03
Cages for singing birds	A01K 31/06
Nest-boxes	A01K 31/14

A01K 31/10**Doors; Trap-doors****Definition statement**

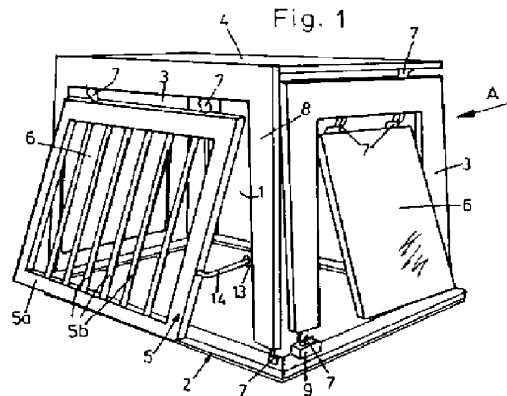
This place covers:

Doors for (bird-) cages, battery cages, nests, etc.

Trap-doors for bird-houses can close automatically.

Means of locking doors, traps, a locking assembly.

Doors may be automatic.



References

Informative references

Attention is drawn to the following places, which may be of interest for search:

Door appliances	A01K 31/02
For laying-nests	A01K 31/16

A01K 31/12

Perches {for poultry or birds, e.g. roosts}

Definition statement

This place covers:

Perches or roosts (perch arrays) for poultry or other birds.

- may be movable, foldable, heated, lighted, etc.
- may enable trimming a birds nails.

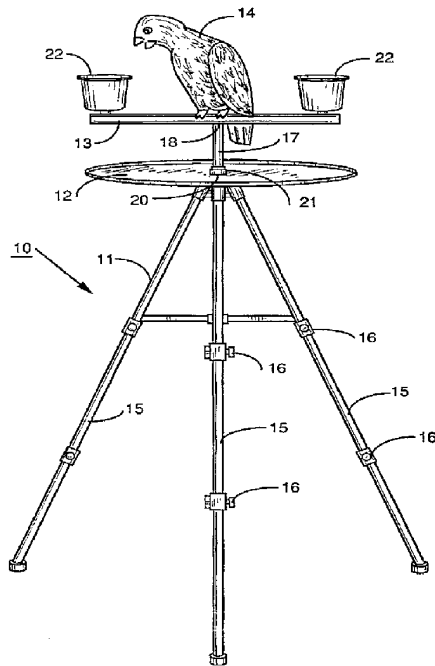
Fastening means for perches to cage, feeding device, etc. (e.g. clamping mechanism).

Disinfecting perch constructions.

Cleaners for perches.

Ant-vermin perches.

Shoulder-mountable perches.



References

Informative references

Attention is drawn to the following places, which may be of interest for search:

Feeding or drinking devices associated with cages	A01K 1/0356
Training or exercise equipment	A01K 15/02
Floors	A01K 31/007
Cages for singing birds	A01K 31/06
Poultry runs	A01K 31/22
Filling automatically	A01K 39/012
Feed troughs	A01K 39/014

A01K 31/14

Nest-boxes {, e.g. for singing birds or the like}

Definition statement

This place covers:

Nest-boxes, nesting structures for different kind of birds, e.g. earth burrowing birds.

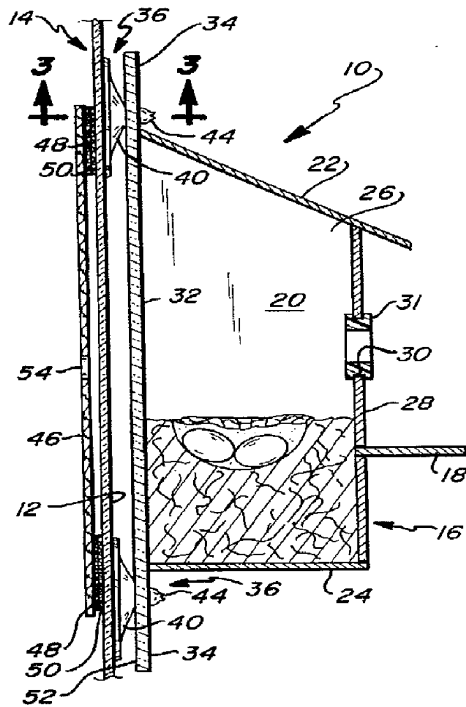
- may include feeding- and drinking devices.
- may include viewing possibilities, e.g. viewing window.

Size of the nests may be adaptable. Nests may be collapsible.

Bird nest protection systems.

Birdhouse kit construction.

Multiple nesting structures, e.g. for cliff swallows.



A01K 31/16

Laying nests for poultry; Egg collecting

Definition statement

This place covers:

Laying nests, single or in batteries, for hen houses or cages.

Egg-collecting and -counting means connected therewith.

Nest bowls for poultry.

Details therefor, e.g. trapdoors, if integral part of specific structure.

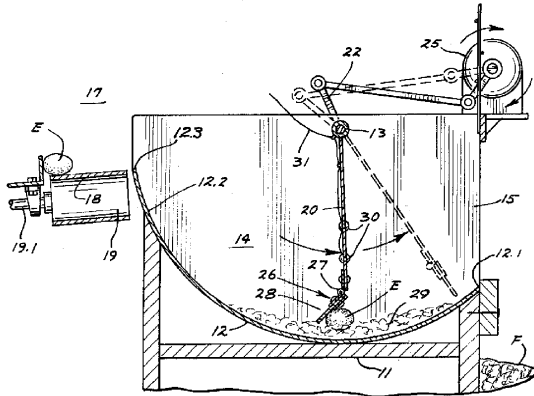
Nests may be intended for other birds than poultry.

Nests may have manual or mechanical egg-collecting features, e.g. conveyors.

Cleaning devices for e.g. nest pad, etc.

Definition statement

Registration devices, e.g. registering the number of eggs laid by a hen.



References

Informative references

Attention is drawn to the following places, which may be of interest for search:

Poultry-cages	A01K 31/005
Nest floors	A01K 31/007
Egg collecting or counting	A01K 31/165
Poultry runs	A01K 31/22

A01K 31/165

{Egg collecting or counting}

Definition statement

This place covers:

Devices for collecting eggs, in particular from battery nests or cages.

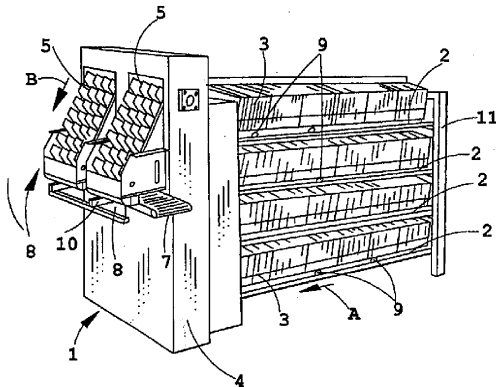
Devices for counting eggs.

Devices for transporting eggs, e.g. escalators, etc.

above devices may be cooperating.

Details therefor, e.g. conveyor belts, guiding devices, if connected with nest or cage.

Devices may include weighing apparatus, cleaning apparatus, marking device, etc.



References

Informative references

Attention is drawn to the following places, which may be of interest for search:

Floors	A01K 31/007
Laying-nests for poultry	A01K 31/16
Laying batteries	A01K 31/17
Poultry runs	A01K 31/22
Counting of objects	G06M 7/00
Counting of separate objects on conveyor	G06M 7/04

A01K 31/17

Laying batteries {including auxiliary features, e.g. feeding, watering, demanuring, heating, ventilation}

Definition statement

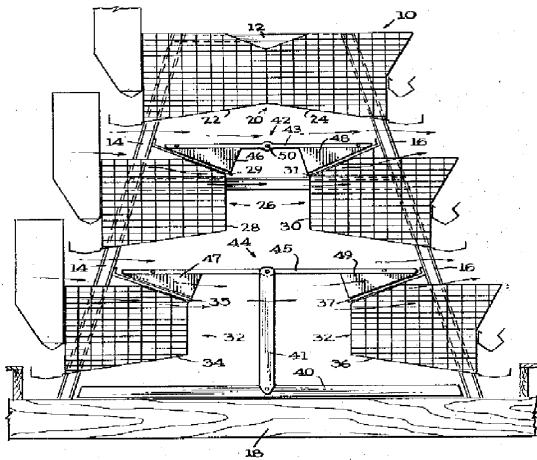
This place covers:

Battery structures for housing poultry.

- may include movable cages, easy mountable, dismountable, etc.
- may include ventilating, heating, demanuring means, etc.

Support for cages.

Feeding and drinking devices, egg-receiving devices, may be part of a battery.



A01K 31/18

Chicken coops or houses {for baby chicks}; Brooders {including auxiliary features, e.g. feeding, watering, demanuring, heating, ventilation (battery breeding cages [A01K 31/005](#))}

Definition statement

This place covers:

Structures for housing chicks (or other young animals).

Characteristic must be the growing of the chicks, e.g. adjustment of structure to growth.

- may include brooder incubators, (NB: for young chicks) but not as the main future.

Poultry rearing device, other than brooders, e.g. mere shelters.

Heating, ventilation and drinking/feeding-device, may be part of whole structure.

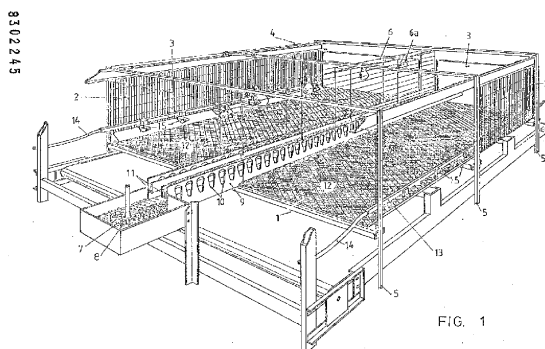


FIG. 1

References

Limiting references

This place does not cover:

Battery breeding cages	A01K 31/005
------------------------	-----------------------------

Informative references

Attention is drawn to the following places, which may be of interest for search:

Pigsties; Dog-kennels; Rabbit-hutches or the like	A01K 1/02
Housing birds	A01K 31/00
Brooders	A01K 31/19
Heating arrangements	A01K 31/20
Poultry runs	A01K 31/22

A01K 31/19**Brooders {; Foster-mothers; Hovers}****Definition statement**

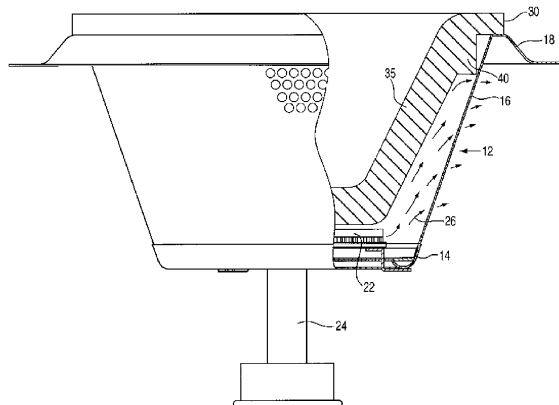
This place covers:

Brooders for raising poultry.

- may be portable.

Heating devices as part of a brooder, e.g. electric heaters, infrared gas heaters, etc.

Heat lamps, dampers, in combination with brooders.

**A01K 31/20****Heating arrangements {; Ventilation}****Definition statement**

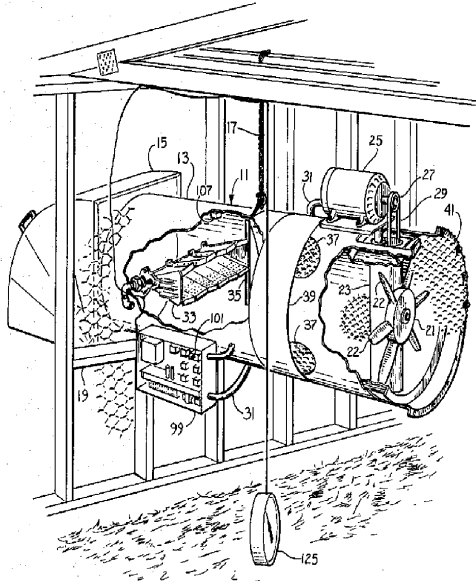
This place covers:

Climate control features applicable to brooder houses or brooders, e.g. heaters, (coolers), ventilation system.

The heating or ventilating aspect must be a characteristic.

Devices may also be meant for conventional battery cages.

Heating may be electric, infrared gas heater, etc. (e.g. floor-heating).



References

Informative references

Attention is drawn to the following places, which may be of interest for search:

Air-conditioning	A01K 1/0047
Floor coverings	A01K 1/015
Pigsties; Dog-kennels; Rabbit-hutches or the like	A01K 1/02
Housing birds	A01K 31/00
Brooders	A01K 31/19
Poultry runs	A01K 31/22
Incubators for poultry	A01K 41/00
Controlling humidity in incubators	A01K 41/04

A01K 31/22

Poultry runs {; Poultry houses, including auxiliary features, e.g. feeding, watering, demanuring (air-conditioning of poultry runs or houses [A01K 1/0047](#))}

Definition statement

This place covers:

Means for raising poultry free, e.g. without cages inside houses.

- may include methods for controlling environmental condition e.g. ventilation and heating devices.
- may include methods of processing poultry manure.

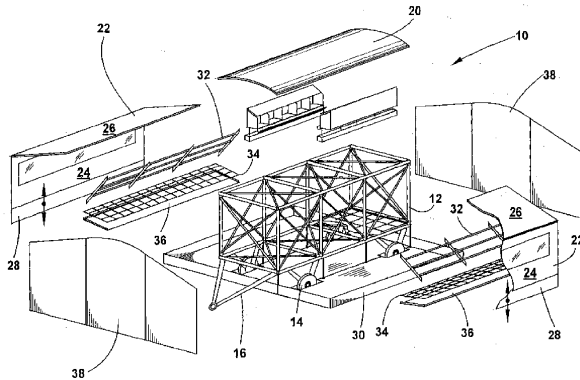
Free floor raising aspect must be present.

Poultry houses may consist of free areas (runs).

Definition statement

Details therefor, e.g. chicken fences.

Poultry houses may be movable, e.g. wheeled.



References

Limiting references

This place does not cover:

Air-conditioning of poultry runs or houses	A01K 1/0047
--	-----------------------------

Informative references

Attention is drawn to the following places, which may be of interest for search:

Housing birds	A01K 31/00
Floors	A01K 31/007
Dropping-boards; Devices for removing excrement	A01K 31/04
Perches	A01K 31/12
Chicken coops or houses	A01K 31/18
Other aviculture appliances	A01K 45/00

A01K 31/24

Dovecots; Pigeon lofts

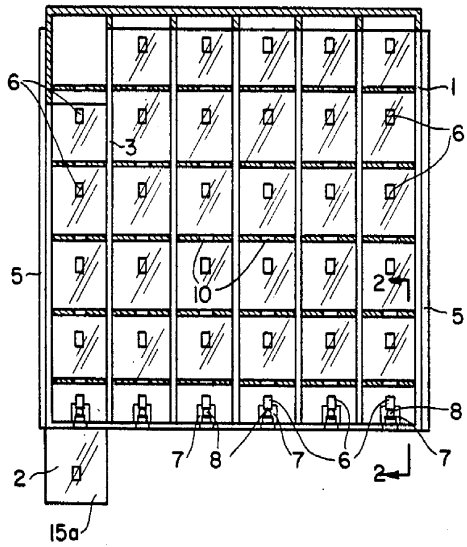
Definition statement

This place covers:

Dovecots, pigeon lofts and trap assemblies for pigeons, e.g. battery pigeon loft, etc.

- may include a waste disposal system, ventilating system, etc.
- may be movable and size/height may be adjustable.

Details therefor, entrance, cleaning systems, etc.



A01K 33/00

Nest-eggs

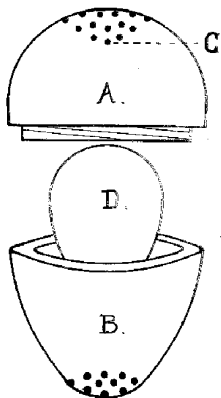
Definition statement

This place covers:

Nest eggs or hatching simulation device.

- may be vermin-destroying.

Frans Rijkhoff Patent No. 198058 2. Blad



A01K 35/00**Marking poultry or other birds {(marking meat [A22C 17/10](#))}****Definition statement**

This place covers:

Marking poultry by means of rings, tags, wing bands, clips, etc.

Transponder may be included.

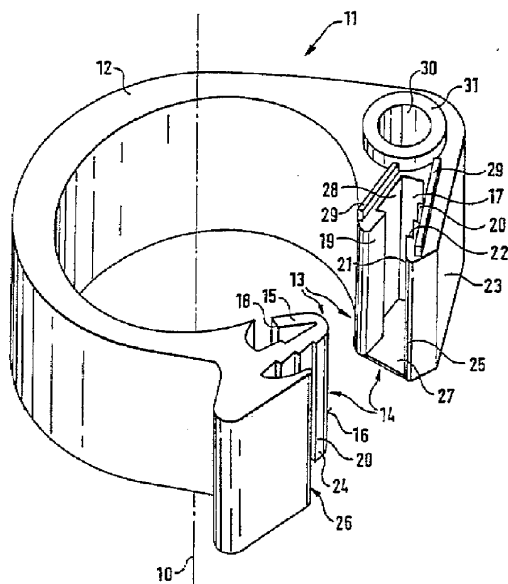
Detection devices therefor.

Devices for placing or removing rings.

Devices may include anti-parasite material.

Storage device for tagging rings.

Branding devices for poultry.

**References****Limiting references**

This place does not cover:

Marking meat	A22C 17/10
--------------	----------------------------

Informative references

Attention is drawn to the following places, which may be of interest for search:

Marking of animals	A01K 11/00
--------------------	----------------------------

A01K 37/00

Constraining birds, e.g. wing clamps

Definition statement

This place covers:

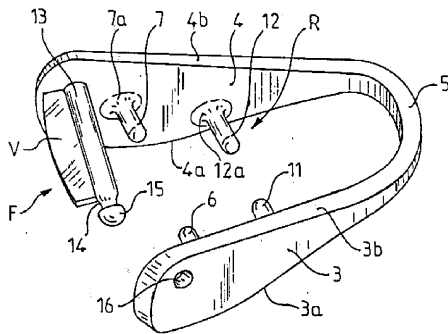
Devices for preventing birds from flying, escaping, sitting down, picking or dropping excrements.

- by means of clamps, locking system (beak), harness, boots, etc.

Attachments rings for birds feet.

Anti-picking devices, e.g. blinders, lenses or goggles.

Constraining birds for artificial insemination.



References

Informative references

Attention is drawn to the following places, which may be of interest for search:

Manure or urine pouches	A01K 23/00
Marking poultry or other birds	A01K 35/00
Cramming appliances	A01K 39/06
Other aviculture appliances	A01K 45/00
Hanging-up slaughtered birds	A22B 5/06
Cutting beaks, claws, wings	A61D 1/005
Constraining for operation	A61D 3/00
Artificial insemination	A61D 19/02

A01K 39/00

Feeding or drinking appliances for poultry or other birds {([A01K 31/005](#), [A01K 31/06](#), [A01K 31/17](#) take precedence)}

Definition statement

This place covers:

Feeding/drinking devices for poultry, may be automatic. (e.g. battery feeding system)

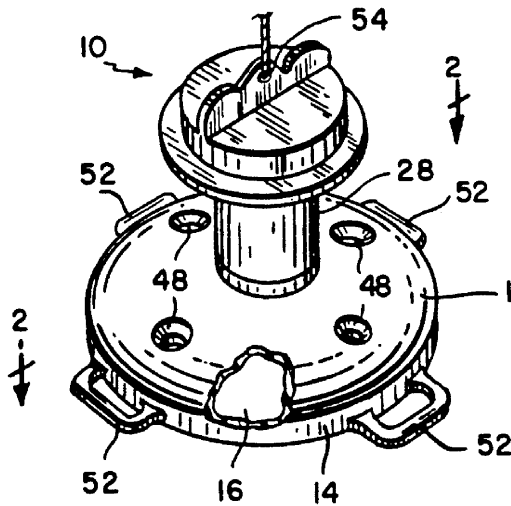
Window mountable bird feeders.

Bird feeding supports.

Feeding devices for wild animals, e.g. hummingbird feeders.

Bird feeder may be disposable.

Bird feeder may recycle bird food.



References

Limiting references

This place does not cover:

For battery breeding cages	A01K 31/005
For singing bird cages	A01K 31/06
For laying batteries	A01K 31/17

A01K 39/01

Feeding devices, {e.g. chainfeeders} ([A01K 39/04](#) takes precedence; {panfeeding systems, feeding pans [A01K 39/0125](#)})

Definition statement

This place covers:

Poultry feeders comprising mechanical distributing means from a storage to one or more feeding stations, e.g. a long trough.

Conveying chains/belts therefor, conveying cables.

Hoppers therefor, including vibrators or controls.

Conveyor/trough combinations therefor, e.g. conveyor in trough wall.

Battery feeding systems, without other important battery features.

Devices may include level detectors.

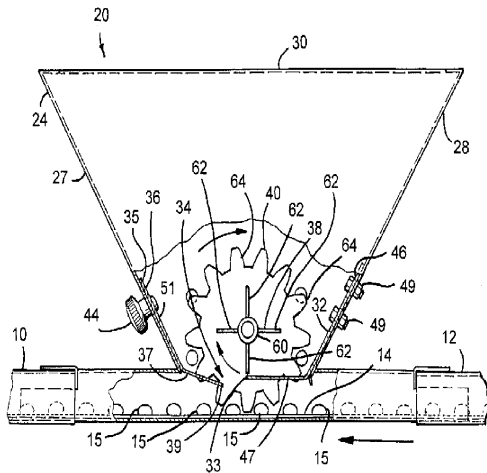
Definition statement

Trough-type feeders with connection means for distributing systems.

Feed-flow regulating means.

Bird-feeding devices for outside, may be insect-proof.

Nectar feeder access devices.



References

Limiting references

This place does not cover:

Pan feeding systems, feeding pans	A01K 39/0125
Combined feeding and drinking appliances	A01K 39/04

Informative references

Attention is drawn to the following places, which may be of interest for search:

Filling automatically	A01K 39/012
Feed troughs, Feed throwers	A01K 39/014

A01K 39/0106

{for solid feed, e.g. grit-cake holders (licking-stone holders for stock or game [A01K 5/015](#))}

Definition statement

This place covers:

Bird food holders, mostly for feeding birds outside, e.g. wire mesh tubular feeder.

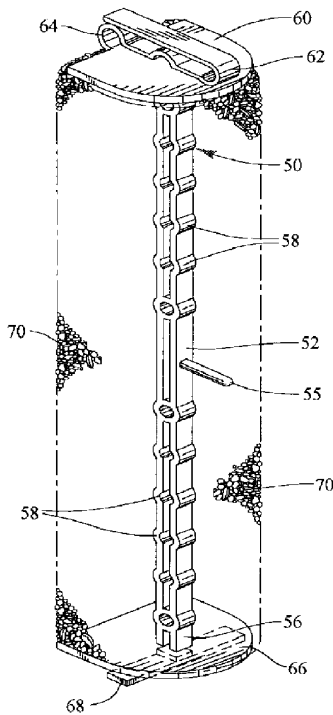
- may be attachable to wall, tree, etc.

Devices may also be used for feeding other animals, e.g. squirrels.

Bird feeders may be disposable.

Feed blocks.

Hand-held bird feeders.



References

Limiting references

This place does not cover:

Licking-stone holders for stock or game	A01K 5/015
---	----------------------------

A01K 39/0113

{with means to prevent other animals or insects, e.g. squirrels or ants, from eating also}

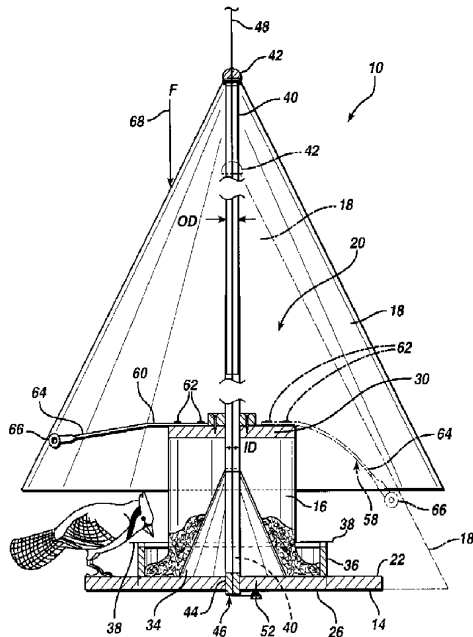
Definition statement

This place covers:

Squirrel proof bird feeding device, by means of e.g. a spinning mechanism triggered by weight, electric shock device, slippery side panels, etc.

Baffles for preventing animals from climbing up a birdhouse.

Rodent repelling by means of e.g. several water filled moats, protective pet dish, etc.



A01K 39/012

filling automatically {, e.g. by gravity from a reserve}

Definition statement

This place covers:

Bird or poultry feeding devices with automatic filling of a feed compartment, e.g. gravity.

- may be actuated by the animal.

Devices include a storage, e.g. incorporated hopper.

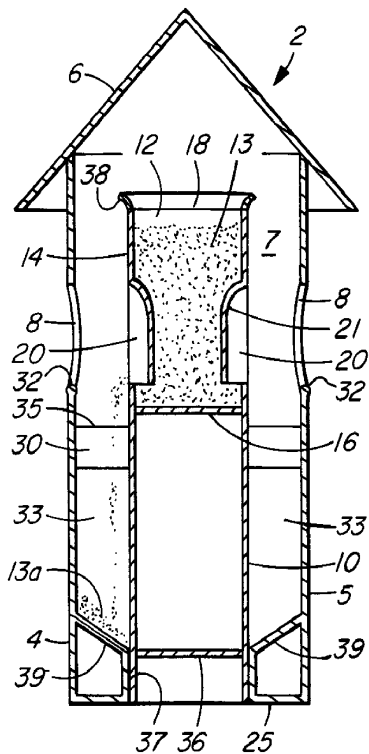
Excluded are the possible conveying means from a storage to the feeder(s): See [A01K 39/01](#).

Means for controlling the feeding device, e.g. animal actuated.

Feeders with multiple levels.

Devices may be combined with shelters.

Devices may include time-control means.



References

Informative references

Attention is drawn to the following places, which may be of interest for search:

Feeding or drinking devices associated with cages	A01K 1/0356
Feeders for livestock	A01K 5/00
Nest-boxes	A01K 31/14
Feeding devices	A01K 39/01
Means for preventing other animals or insects from eating also	A01K 39/0113
Feed troughs	A01K 39/014
Drinkers especially adapted for feeding hummingbirds	A01K 39/0206
Feeding devices for fish	A01K 61/80

A01K 39/0125

{Panfeeding systems; Feeding pans therefor}

Definition statement

This place covers:

Pan feeding systems for poultry.

Device may include an adjustable feed level control.

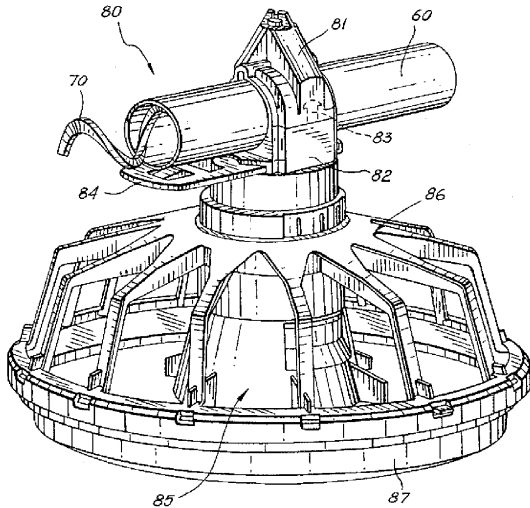
Means of controlling supply of feed to the trough.

Definition statement

Feeding device may include time controlling means.

Details therefor, e.g. feed drop tube, etc.

Feeding pans, feed box, etc.



A01K 39/014

Feed troughs; Feed throwers

Definition statement

This place covers:

Bird troughs, e.g. with bird-actuated covers.

Bird throwers, i.e. throwing-out feed, by means of e.g. propelling, centrifugal.

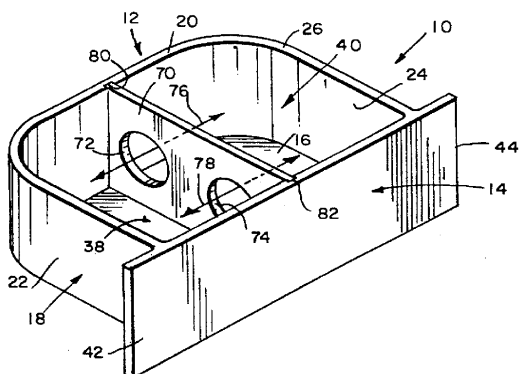
Troughs for batteries.

Grids for troughs, anti-roost devices for troughs.

Trough aspect is prevailed, feeder may include a hopper or other delivery means, e.g. a foraminous hopper for direct access.

Devices may include a shelter.

Heating or lighting means may be incorporated.



References

Informative references

Attention is drawn to the following places, which may be of interest for search:

Feeding or drinking devices associated with cages.	A01K 1/0356
Feed troughs; Feed pails.	A01K 5/01
Nest-boxes.	A01K 31/14
Feeding or drinking appliances for poultry or other birds.	A01K 39/00
Feeding devices.	A01K 39/01
Filling automatically	A01K 39/012
Of bivalves, e.g. oysters or mussels	A01K 61/54

A01K 39/02

Drinking appliances ([A01K 39/04](#) takes precedence)

Definition statement

This place covers:

Poultry watering systems involving features of more than one subgroup of [A01K 39/02](#).

Devices may be bird-actuated, other than nipples.

Drinking system may be remote controlled.

Flush apparatus for watering system.

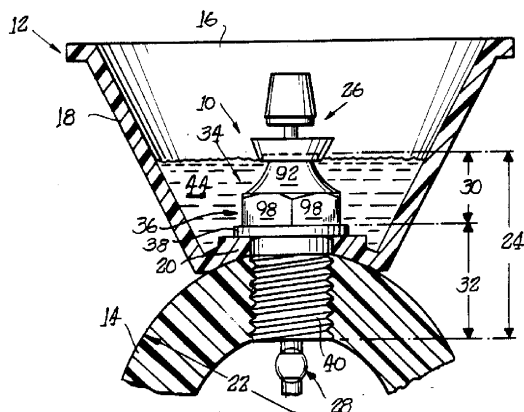
Drinking troughs; their accessories, e.g. covers.

Details of general importance, e.g. anti-freeze devices, heating devices, over flow plug, etc.

Battery drinking systems.

Cleaning apparatus for watering devices.

Structures for supporting water systems, e.g. a hanger.



References

Limiting references

This place does not cover:

Combined feeding and drinking appliances	A01K 39/04
--	----------------------------

Informative references

Attention is drawn to the following places, which may be of interest for search:

Feeding or drinking devices associated with cages	A01K 1/0356
Watering equipment for stock or game	A01K 7/00
Feed troughs; Feed throwers	A01K 39/014
Drinking appliances	A01K 39/02
Nipple drinkers	A01K 39/0213
Construction of valves	F16K

A01K 39/0213

{Nipple drinkers}

Definition statement

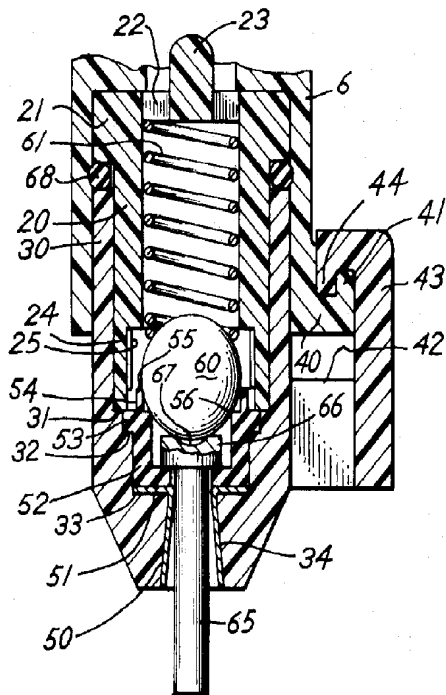
This place covers:

Water or liquid food dispensing by means of nipple drinkers/drinking valves.

- may include medicine dispensing means.
- may include cleaning system.
- may be animal-operated.

Details therefor, e.g. pipes, valves, etc.

Pressure regulators.



References

Informative references

Attention is drawn to the following places, which may be of interest for search:

Watering equipment for stock or game actuated by the animal	A01K 7/06
Teats or nipples for young stock	A01K 9/005

A01K 39/022

with weight-controlled supply

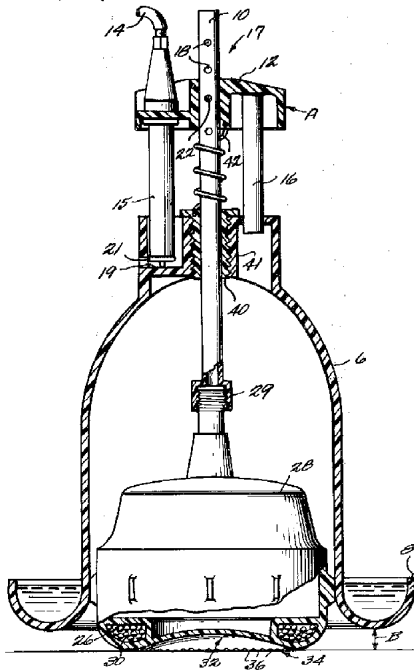
Definition statement

This place covers:

Poultry watering systems, with weight-controlled supply, e.g. suspension-type drinking system.

- by means of e.g. a valve for regulating amount of water, closure mechanism, etc.

Cleaning devices therefor, may be self cleaning.



A01K 39/024

with float-controlled supply

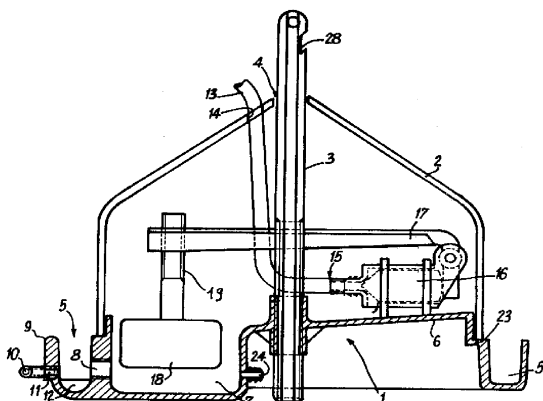
Definition statement

This place covers:

Poultry watering systems, with float-controlled supply.

Float controlled valve mechanisms.

Details therefor, e.g. valves, float box, etc.



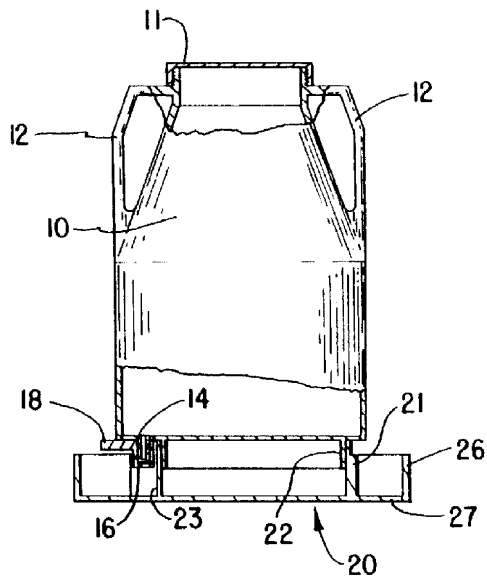
A01K 39/026**kept filled to constant level from incorporated storage****Definition statement**

This place covers:

Drinking devices kept filled to constant level from incorporated storage, e.g. water supply container.

- may include heating devices, anti-roost device, etc.

Devices may be in combination with a feeding device.

**A01K 39/04****Combined feeding and drinking appliances {, e.g. also for batteries}****Definition statement**

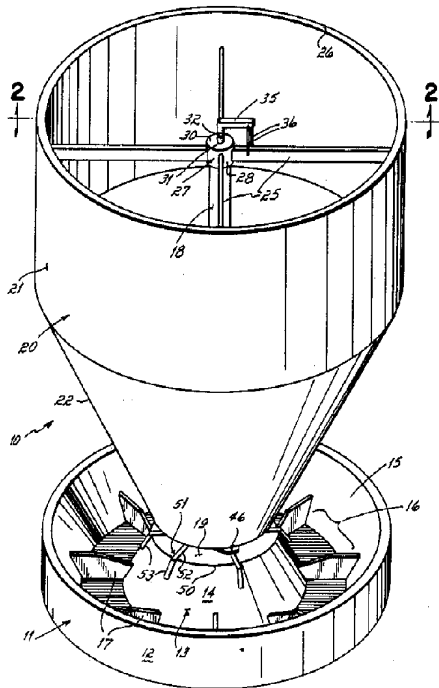
This place covers:

Combined feeding and drinking appliances for birds/ poultry.

- may include anti-freeze devices, time-control devices, etc.

Definition statement

Device may be in combination with shelter.



A01K 39/06

Cramming appliances {, e.g. helical force-feeders}

Definition statement

This place covers:

Cramming appliances.

Special cages with constraining means for cramming animals.

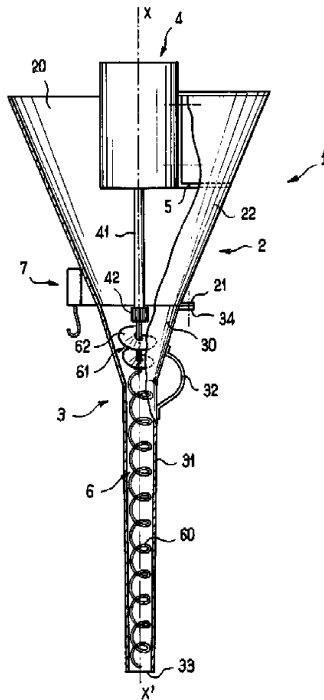
Force-feeders.

Devices may include a weight/quantity controller, pump, etc

Trolleys for moving along (an operator) in front of cages.

Metering feed-pistols, etc.

Animals may be other than birds, e.g. laboratory animals.



References

Informative references

Attention is drawn to the following places, which may be of interest for search:

Cages for housing birds	A01K 31/00
Constraining birds	A01K 37/00
Feeding devices for poultry or other birds	A01K 39/01
Introducing materials into animals	A61D 7/00

A01K 41/00

Incubators for poultry

Definition statement

This place covers:

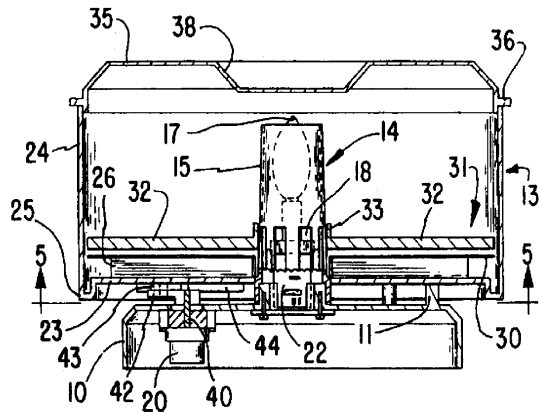
Devices for incubating eggs and hatching devices.

- may include ventilating devices, lightning, climate control, temperature control device, etc.

Devices for turning eggs.

Definition statement

Devices may be transportable.



A01K 41/02

Heating arrangements

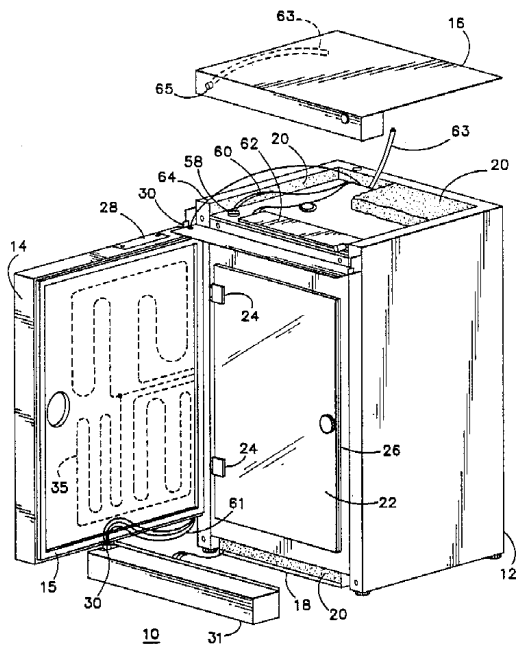
Definition statement

This place covers:

Heating arrangements for incubators for poultry.

- by means of electric heating, heat exchange fluid, warm air flow, etc.

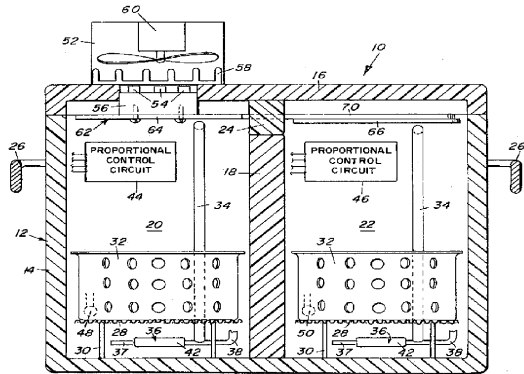
Devices may be in combination with ventilation means, humidity control, etc.



A01K 41/023**{Devices for regulating temperature}****Definition statement***This place covers:*

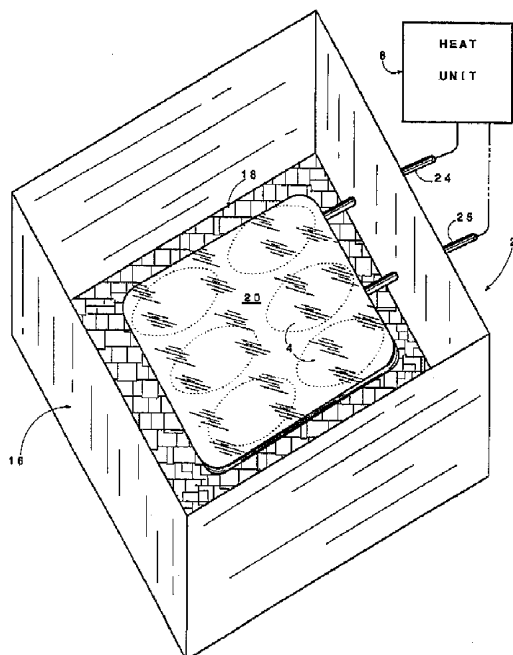
Devices for regulating temperature in incubators for poultry.

Devices may be in combination with ventilating means, etc.

**A01K 41/026****{Heating with water}****Definition statement***This place covers:*

Incubators for poultry, heated with water.

Details therefor, e.g. heat regulating means, heat exchange liquid, thermostatic control device, etc.



A01K 41/04

Controlling humidity in incubators

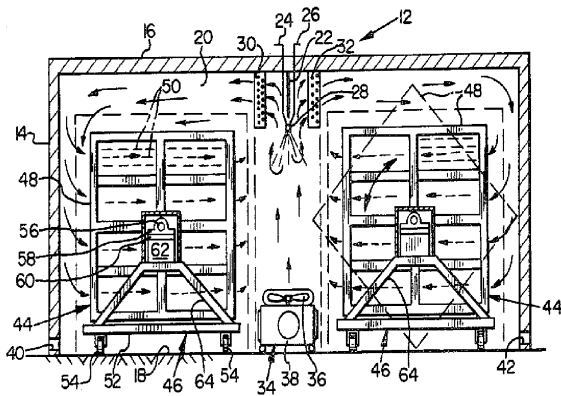
Definition statement

This place covers:

Devices for controlling humidity in incubators.

- by means of e.g. weighing device.

Devices may be in combination with ventilation and temperature control device, e.g. air-control unit.



A01K 41/06

Egg-turning appliances for incubators

Definition statement

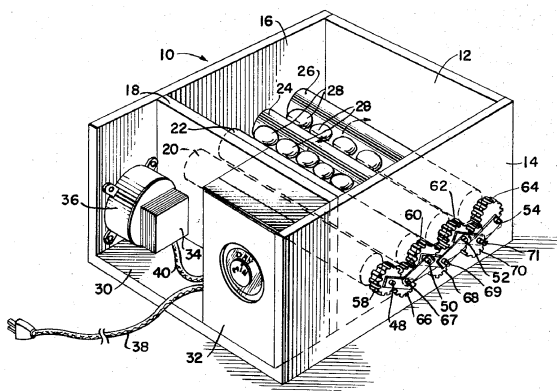
This place covers:

Egg-turning devices for incubators.

Devices for rolling eggs.

Transfer devices for eggs, e.g. rotator assembly.

Control devices, e.g. turning control signal.



A01K 41/065

{Egg drawers}

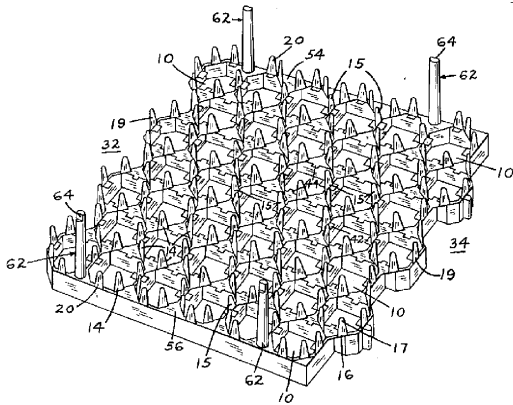
Definition statement

This place covers:

Egg drawers, e.g. for incubators for poultry.

Drawers may include egg-turning device.

Drawers may be divided in different compartments, cells, etc.



A01K 43/00

Testing, sorting or cleaning eggs (investigating or analysing eggs, e.g. by candling [G01N 33/08](#)); {Conveying devices (for batteries [A01K 31/165](#)); Pick-up devices}

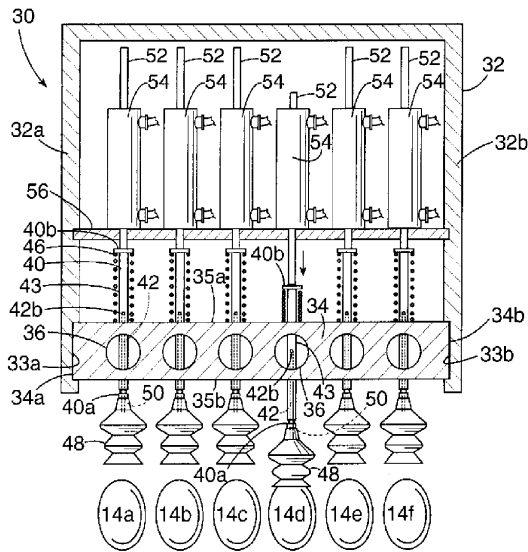
Definition statement

This place covers:

Devices for performing different kind of treatment steps with eggs, e.g. transporting, conveying, picking up, putting down, ordering, aligning, emptying, irradiating etc, impregnating, crack-checking, cracking (e.g. for embryo extraction), sorting, measuring/weighing, etc.

Definition statement

Devices for packaging and storing eggs.



References

Limiting references

This place does not cover:

Egg collecting or counting	A01K 31/165
Investigating or analyzing eggs, e.g. by candling	G01N 33/08

Informative references

Attention is drawn to the following places, which may be of interest for search:

Other aviculture appliances	A01K 45/00
Opening, or yolk-white separating, in bulk	A23J 1/00
Sorting	B07C 1/00
Printing apparatus or machines for printing on curved surfaces of essentially spherical, or part-spherical, articles	B41F 17/30
Printing on 3D objects	B41J 3/4073
Packing	B65B 23/00
Packaging or unpacking eggs	B65B 23/02
Manipulating eggs to be packed using grippers	B65B 23/08
Conveying	B65G 1/00
Counting of objects.	G06M 7/00

A01K 43/005

{Cleaning, washing of eggs}

Definition statement

This place covers:

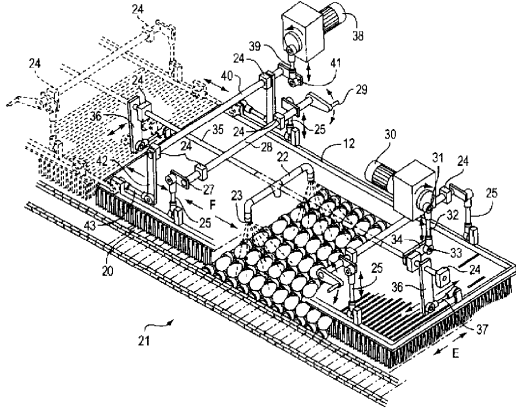
Egg washing and cleaning devices.

Definition statement

Egg sanding devices.

Details therefor, brushes, water spray, conveyor, etc.

Devices may include a combination of different cleaning features, e.g. washing, drying, sanding, etc.



A01K 43/04

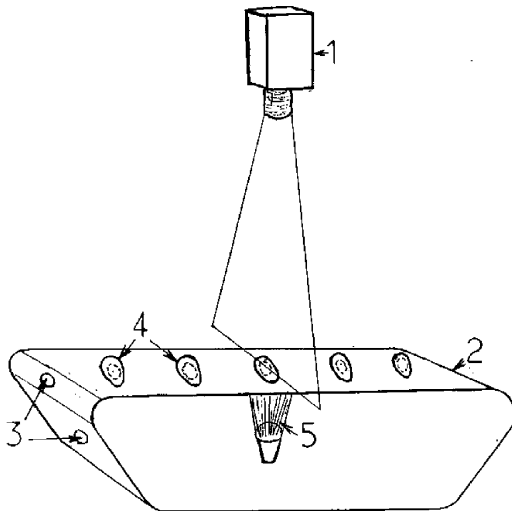
Grading eggs

Definition statement

This place covers:

Devices for grading eggs.

Devices may be in combination with cleaning, sorting devices.



References

Informative references

Attention is drawn to the following places, which may be of interest for search:

Sorting according to weight in general	B07C 5/16
--	---------------------------

A01K 43/06

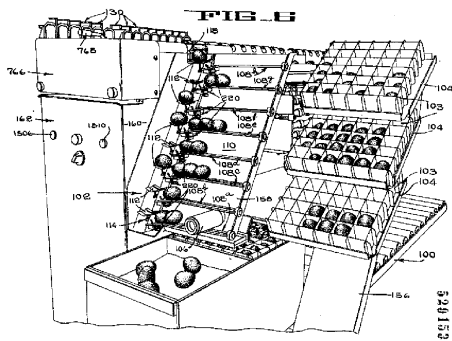
according to size

Definition statement

This place covers:

Grading eggs according to size.

Devices may include measuring device.

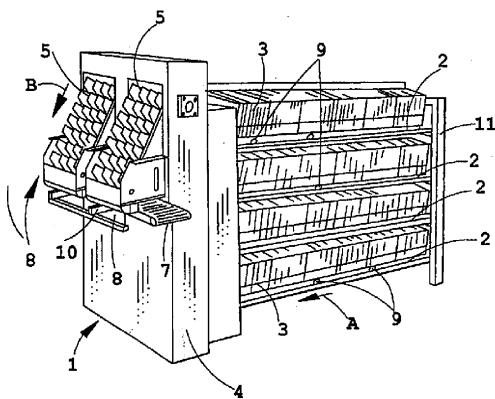
**A01K 43/08**

according to weight

Definition statement

This place covers:

Grading eggs according to weight.

**References****Informative references**

Attention is drawn to the following places, which may be of interest for search:

Sorting according to weight in general	B07C 5/16
--	---------------------------

A01K 43/10

Grading and stamping

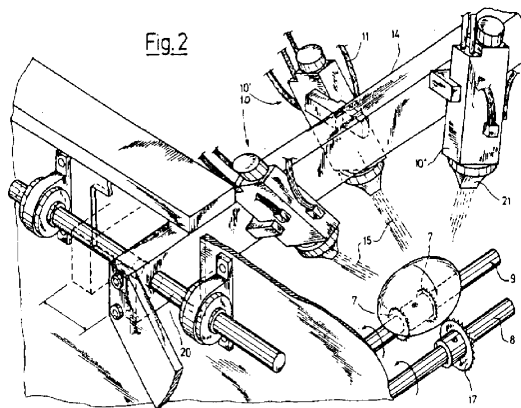
Definition statement

This place covers:

Devices for grading and stamping of eggs.

Devices for printing on eggs, e.g. inkjet printer.

Egg dyeing devices, laser devices, etc.



A01K 45/00

Other aviculture appliances, e.g. devices for determining whether a bird is about to lay

Definition statement

This place covers:

Transporting or conveying birds (in particular poultry in quantities).

Devices for sex determination of poultry.

Sorting, weighing and/or counting birds.

Bird baths and showers, may be combined with watering.

Influencing or measuring biological activity, e.g. by electrical field, blue light.

Irradiation to increase egg/meat production.

Assisting birth, e.g. shell-openers.

Anti-vermin devices.

Shackling (living) birds.

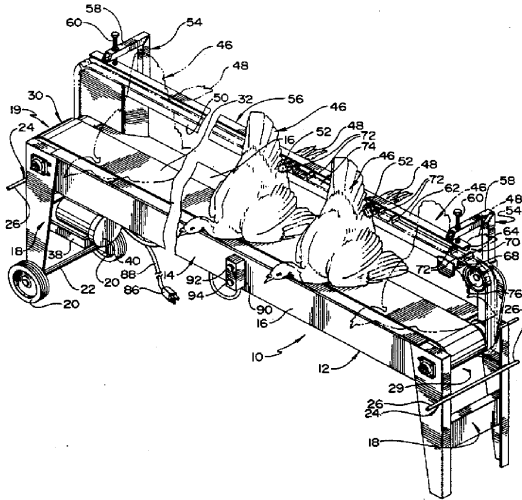
Devices for assisting (artificial) insemination.

Conditioning fighting cocks, e.g. by artificial spurs.

Protective gear for birds, e.g. saddles.

Definition statement

Devices for control of static neutralisation.



References

Informative references

Attention is drawn to the following places, which may be of interest for search:

Devices for use in keeping domestic animals	A01K 1/035
Feeding or drinking devices associated with cages	A01K 1/0356
Devices for grooming or caring of animals	A01K 13/00
Training or exercise equipment	A01K 15/02
Dehorner; Horn trainers	A01K 17/00
Other apparatus for animal husbandry	A01K 29/00
Poultry cages	A01K 31/002
Floors	A01K 31/007
Cages for singing birds	A01K 31/06
Transportable cages	A01K 31/07
Constraining birds	A01K 37/00
Injecting or otherwise treating hatching eggs	A01K 45/007
Shackling dead poultry	A22C 21/00
Debeaking	A61D 1/005
Instruments or methods for reproduction or fertilisation for artificial insemination	A61D 19/02
Transport trucks	B60P 3/04
Bird transport boxes	B65D 85/50

A01K 45/002**{Bird baths or showers}****Definition statement**

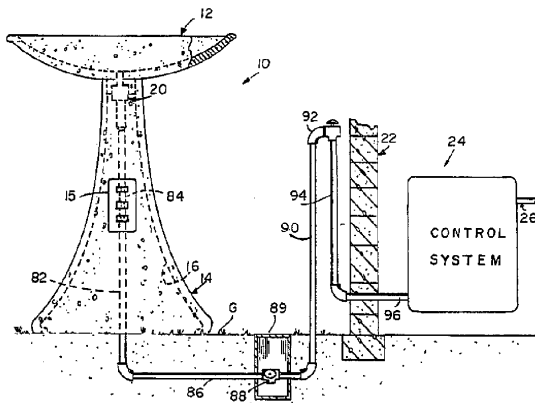
This place covers:

Bird baths or showers.

- may include feeding system.
- may be self cleaning, self-filling.
- may include anti-freeze facilities e.g. a heater.

Devices for attaching birdbaths to e.g. walls, trees, cage, etc.

Details therefor e.g. filling and flushing valve, etc.

**A01K 45/005****{Harvesting or transport of poultry}****Definition statement**

This place covers:

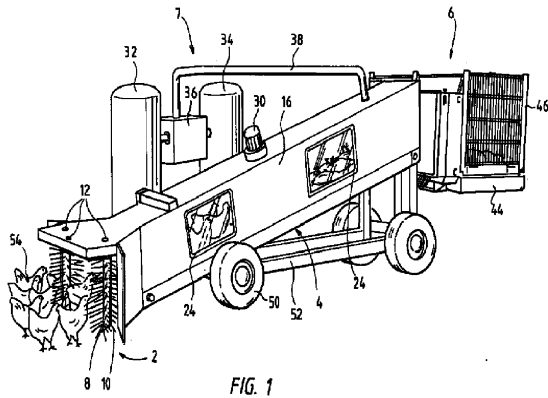
Loading and unloading devices for poultry, or crates.

Devices for distributing poultry to receiving bins, (multi-layer) containers, etc.

Devices for gripping the feet of poultry and suspending poultry from its legs.

Poultry collecting devices, by means of e.g. picking up, etc.

Devices for transporting poultry, e.g. containers.



A01K 45/007

{Injecting or otherwise treating hatching eggs}

Definition statement

This place covers:

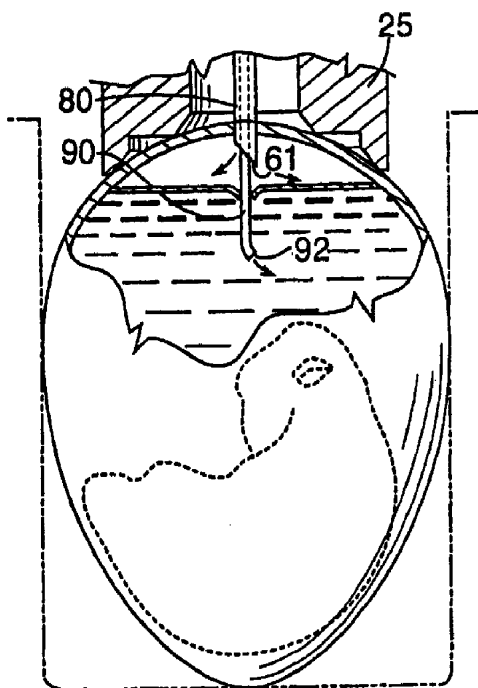
Devices for injecting eggs, may be automatic.

Introducing material into eggs, e.g. feeding a subject prior to hatch, fertilizing eggs.

Pre-hatch sex determination.

Method for localizing allantoic fluid.

Means of non-invasive forced oxygen enrichment.



References

Informative references

Attention is drawn to the following places, which may be of interest for search:

Vaccination appliances	A61D 1/025
Syringes	A61M 5/178
Bioreactors for cultivation of avian eggs	C12M 21/10

A01K 47/00

Beehives

Definition statement

This place covers:

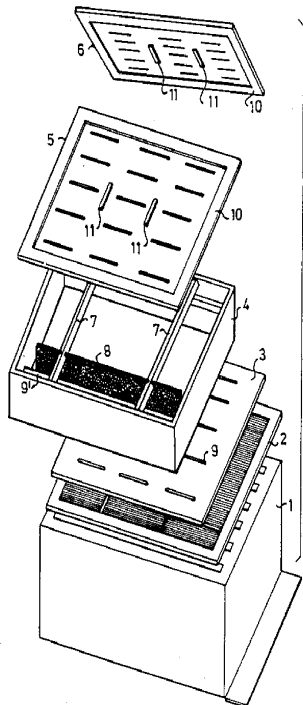
Beehives, nesting boxes, e.g. Kenya hives.

- may enable housing of multiple colonies.
- may include ventilation.

Beehives may be portable, disposable, biodegradable, etc.

Covers for beehives.

Bee observation devices.



References

Informative references

Attention is drawn to the following places, which may be of interest for search:

Products from apiculture, e.g. royal jelly or pollen	A23L 21/20
--	----------------------------

A01K 47/02

Construction or arrangement of frames for honeycombs

Definition statement

This place covers:

Frames for, or including, honeycombs.

Methods and devices for producing or assembling the frames.

Frames may be foldable.

Reinforcing elements for honeycombs.

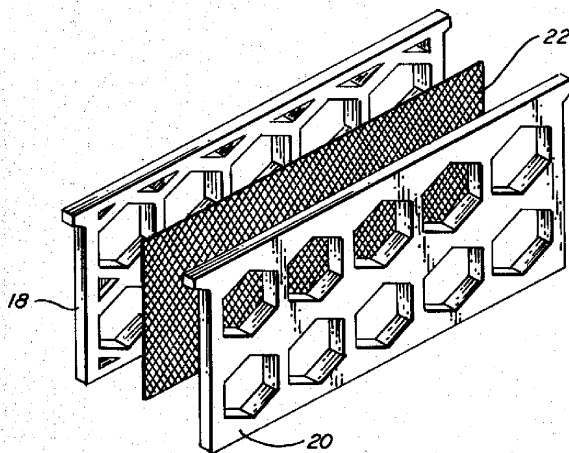
Means for holding honeycombs or frames in the beehive.

Means for keeping distance between frames or honeycombs.

Honeycombs may be complete (ready to breed), or to be completed by bees.

Combination of frames with honeycombs, the frames having particular importance.

Mounting honeycombs into frames, e.g. by heating wires.



References

Informative references

Attention is drawn to the following places, which may be of interest for search:

Beehives	A01K 47/00
Artificial honeycombs	A01K 47/04

A01K 47/04

Artificial honeycombs

Definition statement

This place covers:

Artificial honeycombs or foundations.

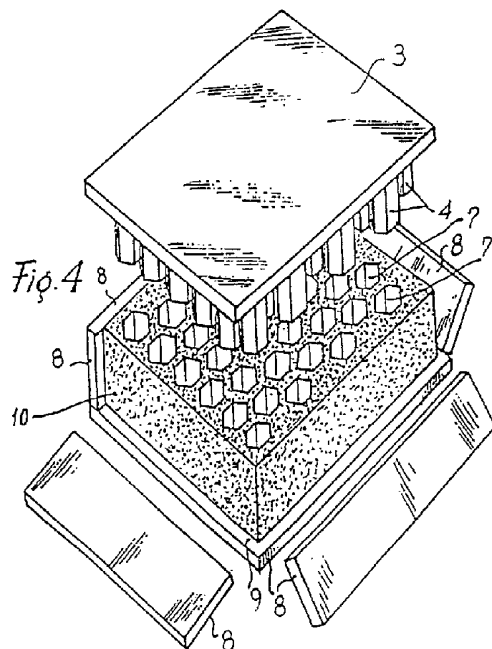
Methods and devices for producing them.

Ways of assembling them into frames.

Extraction of honey from specially designed honeycomb, e.g. by heat.

Honeycombs may be complete (ready to breed), or to be completed by bees.

Means for producing foundation plates, e.g. wax foundation.



References

Informative references

Attention is drawn to the following places, which may be of interest for search:

Construction or arrangement of frames for honeycombs	A01K 47/02
Appliances for treating beehives or parts thereof	A01K 51/00
Honey collection	A01K 59/00

A01K 47/06

Other details of beehives, e.g. ventilating devices, entrances to hives, guards, partitions or bee escapes

Definition statement

This place covers:

Entrance-gates, may be anti-parasite. Control devices for entrance, etc.

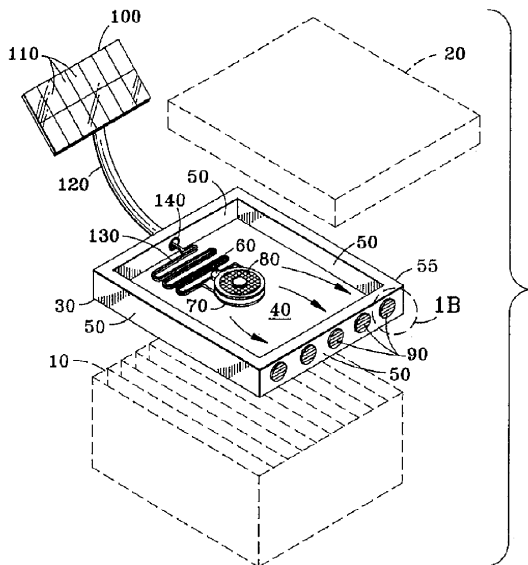
Trapping (sick) bees device.

Ventilation means for beehives.

Methods for obtaining honey from bees.

Bee venom collecting device.

Pollinating systems (removing pollen from the bees when returning, e.g. brush at the entrance).



References

Informative references

Attention is drawn to the following places, which may be of interest for search:

Honey collection	A01K 59/00
------------------	----------------------------

A01K 49/00

Rearing-boxes; Queen transporting or introducing cages

Definition statement

This place covers:

Any means for rearing bees, not covered by other groups.

Treating bees, e.g. by irradiation.

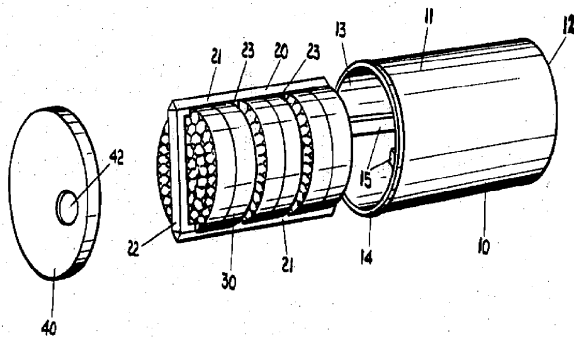
Definition statement

(Artificial) insemination of queen bees.

Measuring or testing bees.

Artificially hatching queen bees.

Containers for transporting (e.g. shipping) queen bees.



References

Informative references

Attention is drawn to the following places, which may be of interest for search:

Other details of beehives, e.g. ventilating devices, entrances to hives, guards, partitions or bee escapes	A01K 47/06
Appliances for treating beehives or parts thereof	A01K 51/00
Bee-smokers; Bee-keepers accessories	A01K 55/00
Appliances for providing, preventing, or catching swarms	A01K 57/00
Rearing or breeding animals, not otherwise provided for	A01K 67/00

A01K 51/00

Appliances for treating beehives or parts thereof, e.g. for cleaning or disinfecting

Definition statement

This place covers:

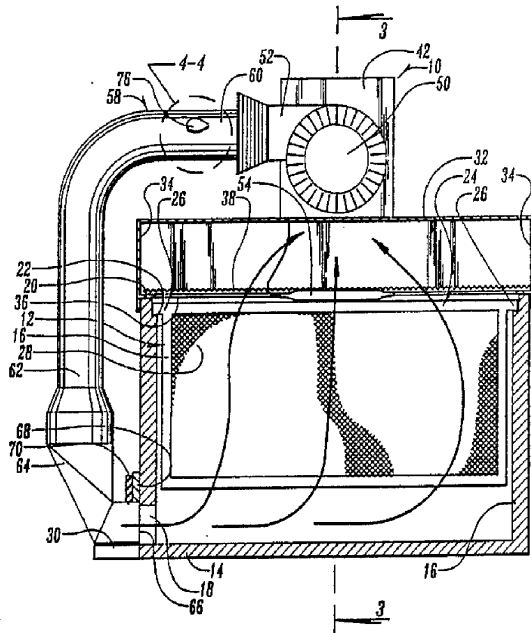
Anti-parasite entrances.

Devices for removing parasites, by means of sound-waves, vaporizing formic acid, magnetic treatment, etc.

Thermostatic control devices, e.g. hot-air drier.

Devices for cleaning bee hive frames, bee board, etc.

Appliances against parasites, e.g. varroa



References

Informative references

Attention is drawn to the following places, which may be of interest for search:

Feeding or drinking appliances for bees	A01K 53/00
---	----------------------------

A01K 53/00

Feeding or drinking appliances for bees

Definition statement

This place covers:

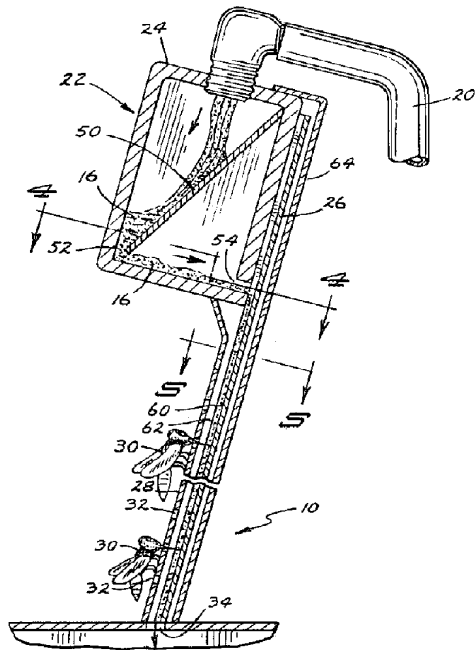
Feeding and drinking appliances for bees, e.g. drinking trough, etc.

Devices for filling feeding and drinking appliances.

Bee feeders may be automatic.

Devices may include heating system.

Means for supplying fresh water for the bees.



A01K 55/00

Bee-smokers; Bee-keepers' accessories, e.g. veils

Definition statement

This place covers:

Insect protecting body garment, e.g. head screen, protective bag, etc.

Bee-hive transport devices.

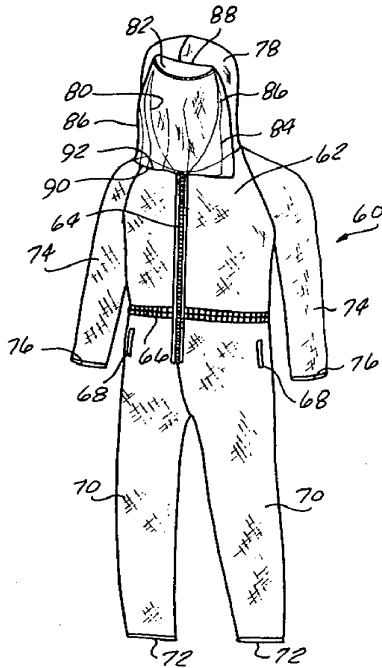
Devices for controlling/ monitoring behaviour of bees.

Devices for lifting an moving bee- hives.

Bee smokers.

Definition statement

Devices for assessing bee temperament.



References

Informative references

Attention is drawn to the following places, which may be of interest for search:

Smoke-generators for gardens or orchards	A01G 13/06
For killing insects	A01M 13/006
For killing rats	A01M 17/004
Smoking pipes	A24F

A01K 57/00

Appliances for providing, preventing or catching swarms; Drone-catching devices

Definition statement

This place covers:

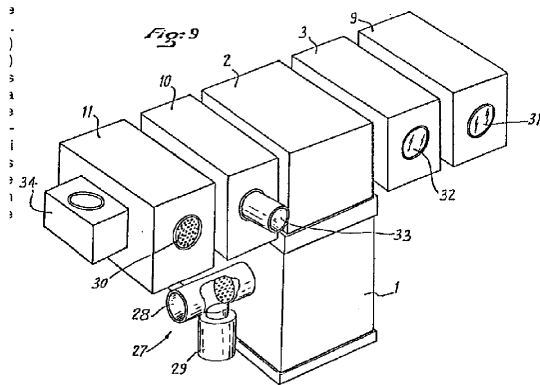
Devices for detecting bee-swarms.

Devices for catching/trapping bee swarms.

Devices for controlling swarming of bees, e.g. by means of pheromones.

Appliances for re-queening a hive.

Devices for breeding bee colonies.



A01K 59/00

Honey collection

Definition statement

This place covers:

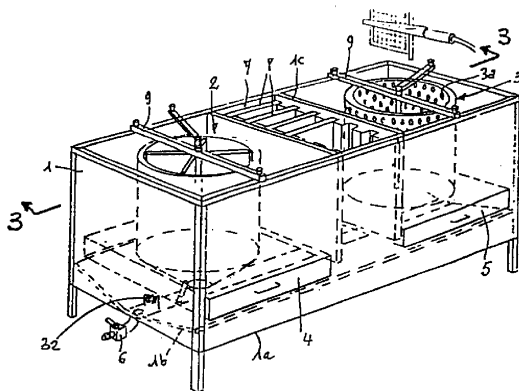
Collection frames for honey.

Devices for removing honey frames, e.g. de-boxing device.

Devices for separating honey from honeycombs.

Devices for cutting and wrapping honey.

Devices for liquefying honey.



A01K 59/02

Devices for uncapping honeycombs

Definition statement

This place covers:

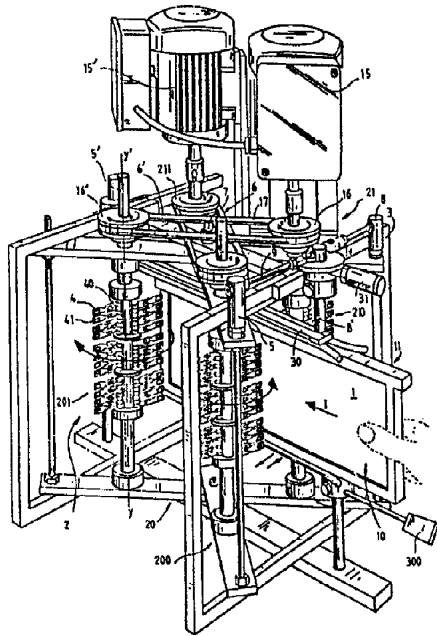
Honeycomb uncapping device, e.g. fail-type.

Devices for moving lids from honeycombs.

Definition statement

Cutting knife, may be electrically heated.

Devices may include honey extracting device.



A01K 59/04

Honey strainers {; Strainers with centrifuges or presses}

Definition statement

This place covers:

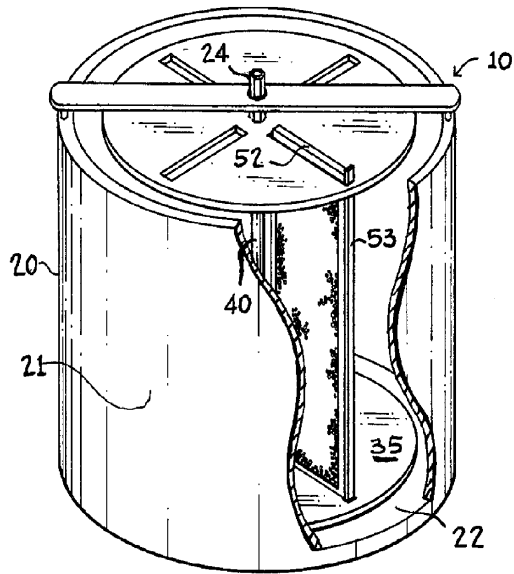
Centrifugal honey extraction device.

Honey presses.

Devices for extracting honey by means of blowing air into cells of the honeycomb.

Definition statement

Devices for separating bees wax and honey or removing moisture from honey.



A01K 59/06

Devices for extracting wax

Definition statement

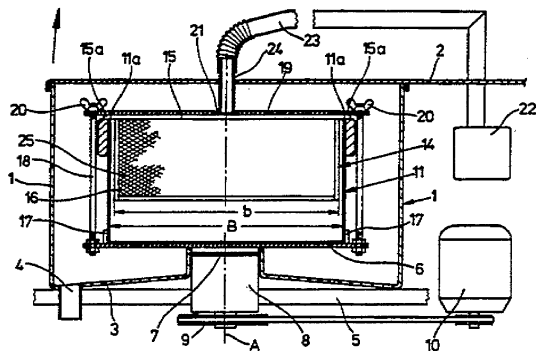
This place covers:

Devices for extracting bees wax, e.g. by means of rotation, etc.

Devices for melting wax from honey combs, e.g. by means of microwaves, hot water, etc.

Bee hive press.

Devices for treating wax, purifying wax.



A01K 61/00

Culture of aquatic animals (receptacles for live fish, e.g. aquaria, [A01K 63/00](#))

Definition statement

This place covers:

Culture of fish or other water-animals (including aquatic insects), in ponds, containers, streams, or open sea.

Feeding schedules therefor.

Containers for aquatic animals culture.

Tools for aquatic animals culture, e.g. servicing machines for basins.

Artificial reefs; Artificial seaweed.

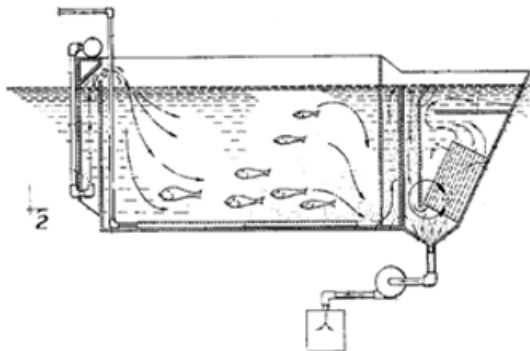
Fish brooders.

Accessories, e.g. floats, combined feeding and aerating means.

Treating aquatic animals, e.g. by soaking in medical solution.

Methods of producing pearls.

Devices for removing parasites from fish.



References

Limiting references

This place does not cover:

Receptacles for live fish, e.g. aquaria,	A01K 63/00
--	----------------------------

Informative references

Attention is drawn to the following places, which may be of interest for search:

Other apparatus for animal husbandry	A01K 29/00
Sorting, grading, counting or marking live fish	A01K 61/90
Cleaning bottoms or walls of ponds or receptacles	A01K 63/10
Stationary catching devices	A01K 69/00
Method or means of catching fish in bulk	A01K 79/00

By electrocution	A01K 79/02
Harvesting oysters, mussels, sponges or the like	A01K 80/00
Culture of algae	A01G 33/00
Fish repellents etc. for hydraulic power plants etc	E02B 1/006
Apparatus for protecting banks, coasts or harbours	E02B 3/04
Fish passages	E02B 8/08
Monitoring environment by test fishes	G01N 33/182

A01K 61/10

of fish

References

Informative references

Attention is drawn to the following places, which may be of interest for search:

Slaughtering or stunning of fish	A22B 3/08
Processing fish (dead)	A22C 25/00
Preserving fish products	A23B 4/00

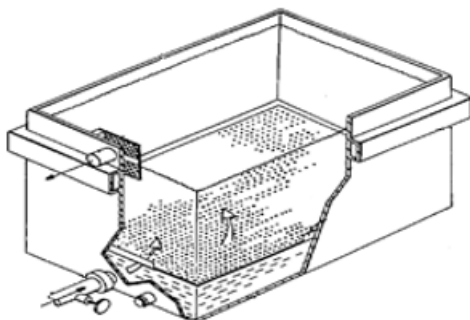
A01K 61/17

Hatching, e.g. incubators

Definition statement

This place covers:

- Devices for larvae breeding.
- Devices for incubating eggs and larvae and transportation means therefor.
- Devices for planting eggs.
- Breeding devices for live-bearing-fish.
- Hatcheries, may be part of fish farm.
- Collector tanks for eggs.
- Rearing procedures.



A01K 61/50

of shellfish ([A01K 61/30](#), [A01K 61/40](#) take precedence)

References

Limiting references

This place does not cover:

Culture of sponges, sea urchins or sea cucumbers	A01K 61/30
Culture of annelids, e.g. lugworms or Eunice	A01K 61/72

Informative references

Attention is drawn to the following places, which may be of interest for search:

Processing shellfish	A22C 29/00
----------------------	----------------------------

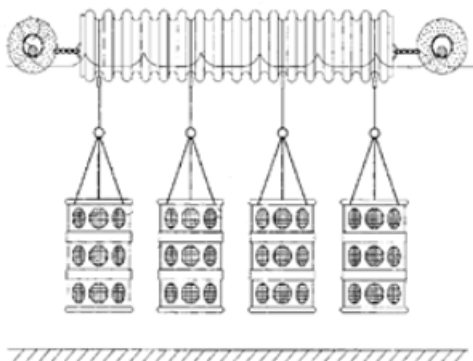
A01K 61/54

of bivalves, e.g. oysters or mussels

Definition statement

This place covers:

- Culture of bivalves in ponds, containers, streams, or the open sea.
- Containers for bivalves, e.g. baskets.
- Tools for bivalves, e.g. hoists for cases.
- Devices for spreading oyster seed.
- Methods for harvesting molluscs from substrates.
- Culture of pearls, artificial pearls made from natural matter.
- Methods and devices for protecting cultures from predators.
- Shell stringers.
- Artificial reefs for bivalves, other than artificial seaweed.
- Feeding devices for shellfish.
- Harvesting methods and devices.



References

Informative references

Attention is drawn to the following places, which may be of interest for search:

Rearing snails	A01K 67/00
Harvesting oysters, mussels, sponges or the like	A01K 80/00
Grading molluscs	A22C 29/00
Cleaning molluscs	A22C 29/04
Amphibious vehicles	B60F 1/00
Artificial seaweed	E02B 3/043
Artificial reefs	E02B 3/06

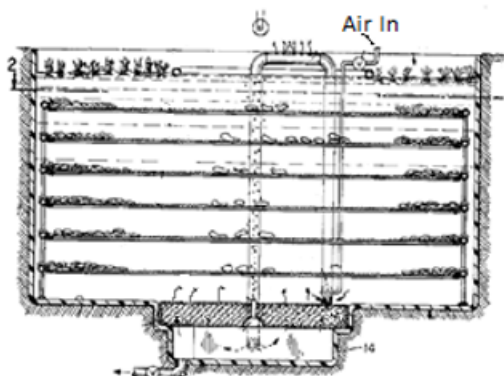
A01K 61/59

of crustaceans, e.g. lobsters or shrimps

Definition statement

This place covers:

- Aquaculture farming systems for shrimps, crayfish or lobsters.
- Habitats therefor, e.g. (mating) tanks, containers, aquaria, for raising crustaceans in different stages of development.
- Devices for handling eggs and larvae of crustaceans, e.g. vacuum devices or devices for incubation.
- Methods for increasing the production of larvae.
- Harvesting devices for shrimps.



A01K 61/60

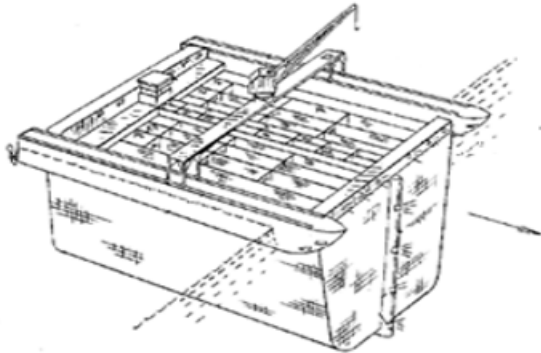
Floating cultivation devices, e.g. rafts or floating fish-farms

Definition statement

This place covers:

- Floating fish-farming systems.
- Water circulating devices or pollution control systems.
- Devices for raising and lowering fish cages.
- Devices for anchoring floating fish cages, e.g. floating rings.

- Submersible cages, rearing pens or fish traps.



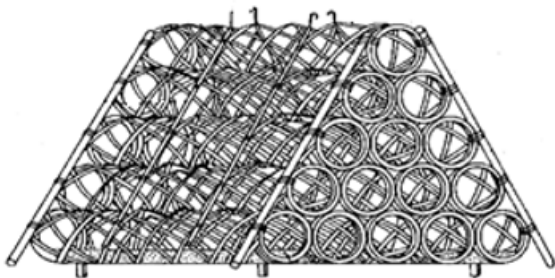
A01K 61/70

Artificial fishing banks or reefs

Definition statement

This place covers:

- Artificial reefs or parts for artificial fishing banks, e.g. tyres, concrete or synthetic aquatic structures, for use in aquaria, tanks or the open sea.
- Artificial seaweed, e.g. seaweed bed, or rocks.
- Fish habitat structures, including traps.
- Devices providing food, shelter or reproductive support.



References

Informative references

Attention is drawn to the following places, which may be of interest for search:

Fish holds for live fish in fishing vessels	B63B 35/26
---	----------------------------

A01K 61/73

assembled of components ([A01K 61/72](#) takes precedence)

References

Limiting references

This place does not cover:

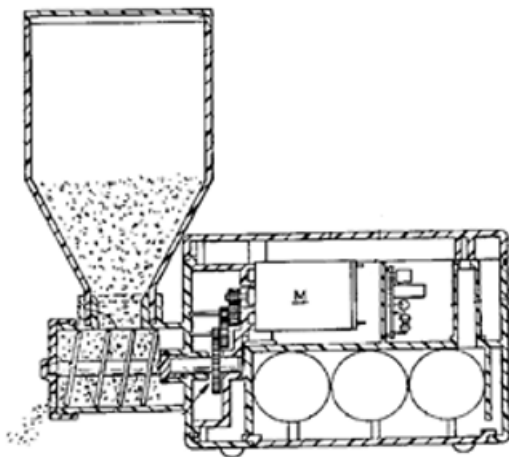
Made of tyres	A01K 61/72
---------------	----------------------------

A01K 61/75floating ([A01K 61/72](#) takes precedence)**References****Limiting references***This place does not cover:*

Made of tyres	A01K 61/72
---------------	----------------------------

A01K 61/80**Feeding devices****Definition statement***This place covers:*

- Devices floating, under water or at shore for feeding fish, e.g. centrifugal feed distributors or feed spreaders.
- Automatic, refrigerated feeding devices.
- Devices including dosing mechanisms or using timed control.
- Devices for measuring the rate of food loss in fish farming.
- Fish attracting devices.
- Devices for feeding live food.

**References****Informative references***Attention is drawn to the following places, which may be of interest for search:*

Automatic feeding devices	A01K 5/02
Animal feeding-stuffs from fish	A23K 10/22
Feeding-stuffs for aquatic animals	A23K 50/80

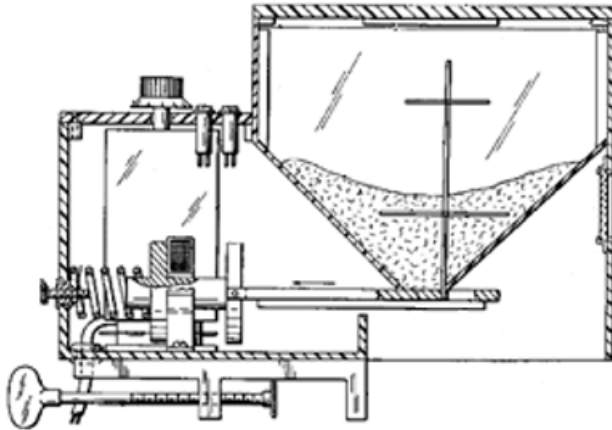
A01K 61/85

for use with aquaria

Definition statement

This place covers:

- Fish-feeding devices specially adapted to aquaria and normally not applicable to open pond pisciculture.
- The feeder may consist of foodstuff in a special form, e.g. applicable to an aquarium wall, e.g. wax-based fish food.
- Feeders containing living matter, e.g. algae.
- Devices may include timing, lighting, filter or heating devices. However, of relevance is time-control only.
- Fish-operated or automatic feeding devices.



References

Informative references

Attention is drawn to the following places, which may be of interest for search:

Dispensing by dosing means	A01K 5/0233
With timing mechanisms	A01K 5/0291
Feeding-stuffs for aquatic animals	A23K 50/80

A01K 61/90

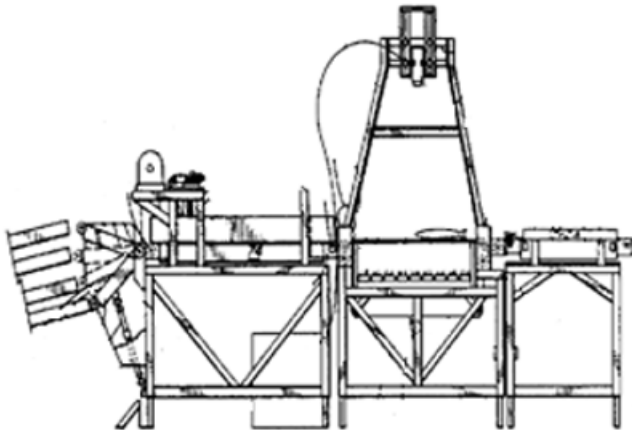
Sorting, grading, counting or marking live aquatic animals, e.g. sex determination

Definition statement

This place covers:

- Fish sorting and grading devices, e.g. by weight, size.
- Fish counting devices.
- Fish holding systems.
- Devices for tracking objects under water.
- Tagging systems, e.g. bass tags or implant tags.
- Fish behaviour control systems.

- Harvesting and sorting devices for e.g. shrimp, oysters, etc.



References

Informative references

Attention is drawn to the following places, which may be of interest for search:

Sorting dead fish	A22C 25/04
Sorting in general	B07B , B07C
Counting in general	G06M

A01K 63/00

Receptacles for live fish, e.g. aquaria (keepnets or other containers for keeping captured fish [A01K 97/20](#)); Terraria

Definition statement

This place covers:

Containers for fish or other water-organisms, or their eggs to be kept alive. (Also tanks, aquaria, ponds, basins, etc.)

Devices for transporting water-organisms, e.g. containers, tanks, aquaria, etc.

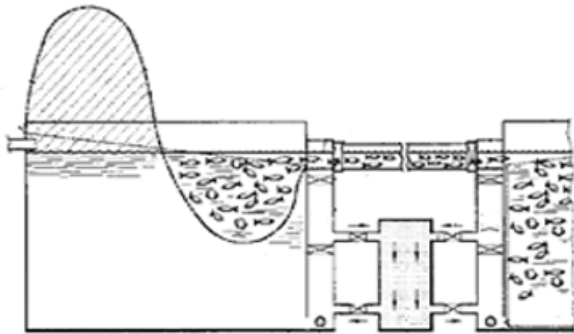
Catching or feeding means may be incorporated, but no rearing aspect present.

Containers may serve for use under or out of the water.

Organisms may be bait animals, e.g. small fish.

Containers may incorporate ancillary systems, e.g. for aerating, anti-frees, bird deterring device, etc.

Containers may comprise netted portions.



References

Limiting references

This place does not cover:

Keepnets	A01K 97/20
----------	----------------------------

Informative references

Attention is drawn to the following places, which may be of interest for search:

Culture of aquatic animals	A01K 61/00
Of bivalves, e.g. oysters or mussels	A01K 61/54
Aquaria, Terraria	A01K 63/003
Arrangements for treating water specially adapted	A01K 63/04
Methods or means of catching fish in bulk not provided	A01K 79/00
Cargo vessel holds for live fish	B63B 35/26
Package-containers for fish	B65D 85/50

A01K 63/003

{Aquaria; Terraria ([A01K 63/04](#), [A01K 63/06](#) take precedence)}

Definition statement

This place covers:

Aquaria, terraria, or combinations thereof, also e.g. with plants etc.

may be mountable on wall, mobile, etc.

Combined devices for feeding, heating, lighting, filtration or water treatment.

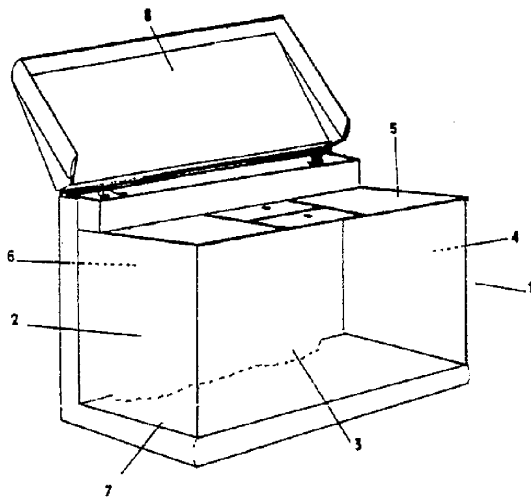
Structural details, e.g. framework, etc.

Accessories, e.g. snail traps, breeding boxes, decorations, control boxes, etc.

Holders for accessories, e.g. suction holders.

Definition statement

Observation chambers for water-animals.



References

Limiting references

This place does not cover:

Arrangements for treating water specially adapted to receptacles for live fish	A01K 63/04
Arrangements for heating or lighting	A01K 63/06

Informative references

Attention is drawn to the following places, which may be of interest for search:

Beehives	A01K 47/00
Culture of aquatic animals	A01K 61/00
Receptacles for live fish.	A01K 63/00
Cleaning bottoms or walls of ponds or receptacles.	A01K 63/10
Rearing or breeding animals, not otherwise provided for.	A01K 67/00
Flower boxes...	A01G 9/00
Showcases...	A47F 3/00

A01K 63/006

{Accessories for aquaria or terraria}

Definition statement

This place covers:

Ornaments for aquaria and terraria, e.g. (synthetic) plants, rocks, etc.

Water flow control devices e.g. a wave-making device.

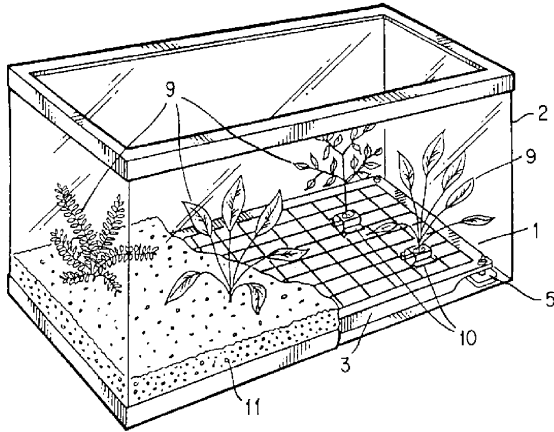
Fountains.

Definition statement

Cleaning and filtration systems.

Supporting structures for aquaria and terraria.

Dividers for in aquaria en terraria.



A01K 63/02

Receptacles specially adapted for transporting live fish

Definition statement

This place covers:

Containers for transporting fish, shellfish or crustaceans.

Devices for displacement of live fish.

Transport devices for live baits, may include artificial muddy sand.

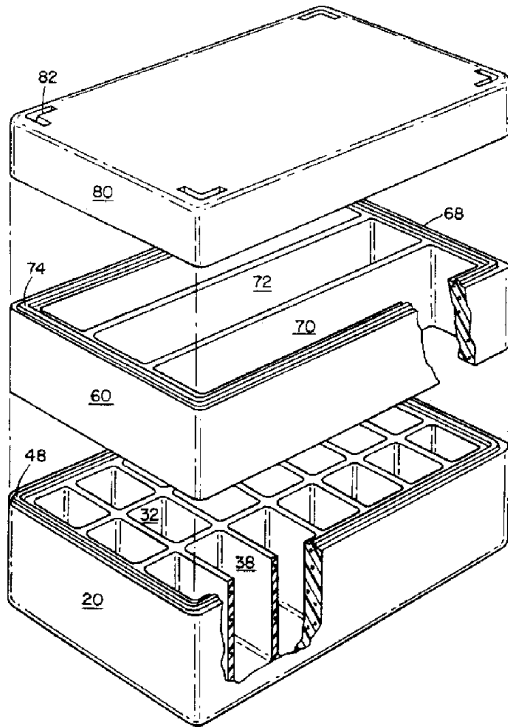
Packaging for oysters.

Means of suppressing motion functions in fish, e.g. anaesthetization.

Transport devices may include cooling system.

Definition statement

Animals may be separated or transported in groups.



A01K 63/04

Arrangements for treating water specially adapted to receptacles for live fish

Definition statement

This place covers:

Water treatment devices specially adapted to aquaculture. Mostly for aquarium/ terrarium use, but also for other receptacles for aquaculture, e.g. holders for molluscs, or even ponds etc.

Aquarium filters, may be in combination with pumps.

Electr(olyt)ic water treatment.

Water treatment with (e.g. UV-) rays radiation.

Cleaning water or sand in aquaria.

(Aquarium) water outlets or inlets, e.g. siphons.

Pesticide dispensers for aquaria.

Devices for transferring water between different zones of e.g. ponds.

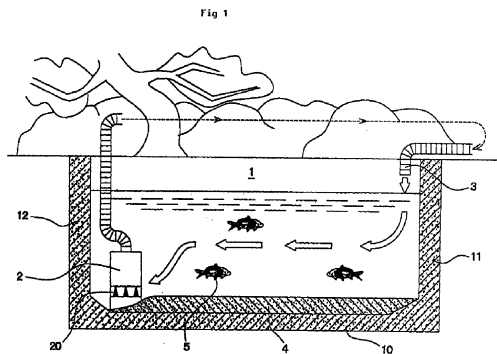
Artificial (see) water solutions.

Devices for removing pollution of aqueous bodies.

Devices for testing toxicity of water.

Definition statement

Means for acclimatising salt-water fish to brackish or fresh water.



See also:

References

Informative references

Attention is drawn to the following places, which may be of interest for search:

Culture of aquatic animals	A01K 61/00
Aquaria; Terraria	A01K 63/003
Introducing gases into the water	A01K 63/042
Cleaning bottoms or walls of ponds or receptacles	A01K 63/10
Filters in general	B01D
Ion exchange	B01J
Water treatment in general	C02F
Artificial ponds	E02B 1/00
Pumps in general	F04F 1/00
Monitoring water quality	G01N 33/182

A01K 63/042

{Introducing gases into the water, e.g. aerators, air pumps}

Definition statement

This place covers:

Devices for introducing gasses into bodies of water, e.g. pumps, ducts, nozzles, etc.

may include filter device.

Aeration must not merely serve for water treatment in a filter vessel outside the rearing or storing water.

Aerators may be in combination with lights or ornaments.

Gases may be generated by transformation, e.g. from tablet.

Gas introduction may involve water movement, cooling or heating.

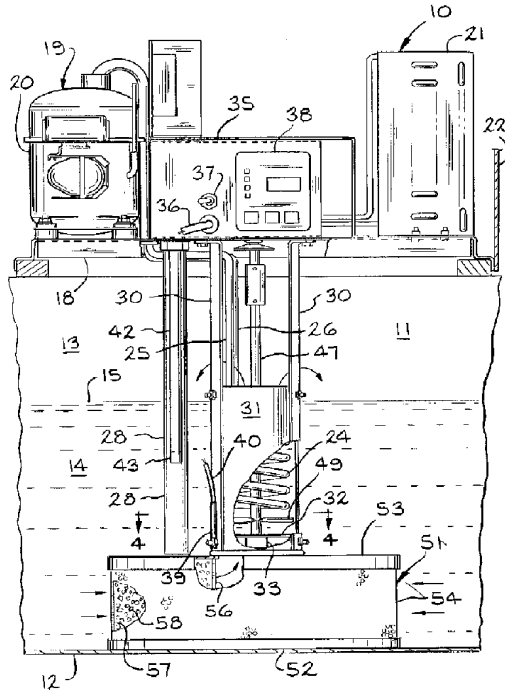
Air filters.

Definition statement

Aeration of transport vessels if the vessels are not the main characteristic.

Protein skimmers, even if combined with conventional filters.

Devices for controlling the oxygen level in water.



References

Informative references

Attention is drawn to the following places, which may be of interest for search:

Culture of aquatic animals	A01K 61/00
Receptacles for live fish	A01K 63/00
Aquaria; Terraria	A01K 63/003

A01K 63/045

{Filters for aquaria}

Definition statement

This place covers:

Filters for aquaria, may also be used for tanks, containers and ponds, e.g. water surface filter.

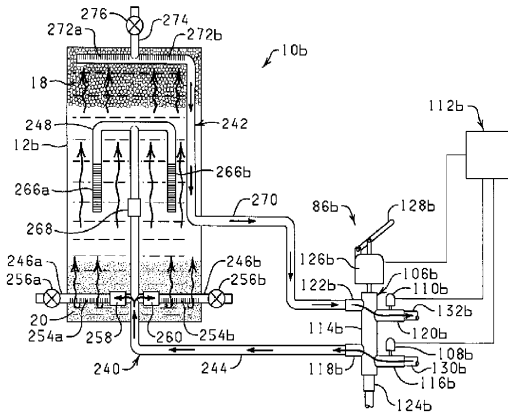
Devices may be placed in the water or outside.

Pumps in combination with filters.

Filter may be self-cleaning.

Details therefor, e.g. suction unit, water control valve, pipes, etc.

Computer automated filtration systems.



A01K 63/047

{Liquid pumps for aquaria (air pumps for aquaria [A01K 63/042](#))}

Definition statement

This place covers:

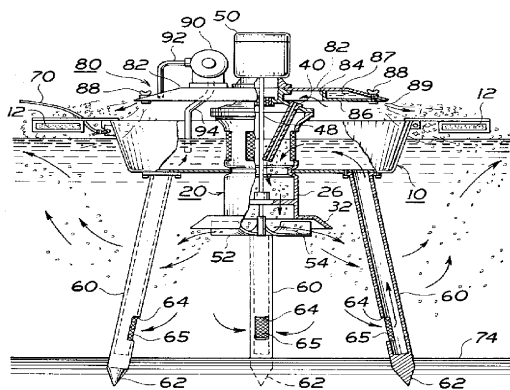
Pumps, mostly for aquaria, e.g. air pump, water pump, rotary pump, etc.

Housings for pumps, e.g. with vibration dampening or noise reducing means.

Devices for attaching pumps, e.g. to aquarium wall, etc.

Devices may include filter, aeration, cleaning system, etc.

Details therefor, e.g. valves, motor, etc.



References

Limiting references

This place does not cover:

Air pumps for aquaria	A01K 63/042
-----------------------	-----------------------------

A01K 63/06

Arrangements for heating or lighting in, or attached to, receptacles for live fish

Definition statement

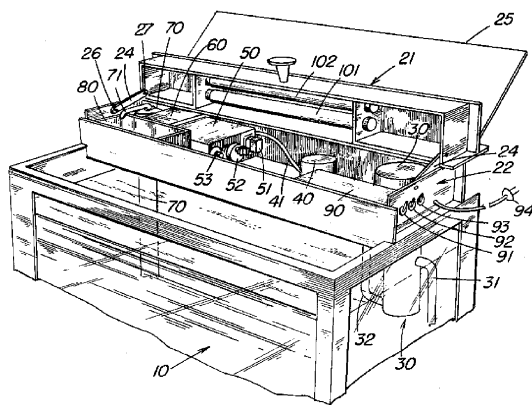
This place covers:

Aquarium lighting devices, may be incorporated in ornament, cover or wall of aquarium, terrarium, etc.

Heating devices for aquarium, terrarium, etc, may be in combination with lighting device.

Details therefor, e.g. light fittings, hanger for tubular lamps, lamp housing structures, etc.

Controlling devices for the environment, e.g. water temperature, etc.



References

Informative references

Attention is drawn to the following places, which may be of interest for search:

Lighting apparatus per se	F21
Fixed electric lighting devices	F21S
ELECTRIC LIGHTING NOT OTHERWISE PROVIDED FOR	H05B
Electric heating	H05B 1/00 , H05B 3/00

A01K 63/065

{Heating or cooling devices}

Definition statement

This place covers:

Heating and/or cooling devices for aquarium (heating/cooling water) or terrarium (heating/cooling air).

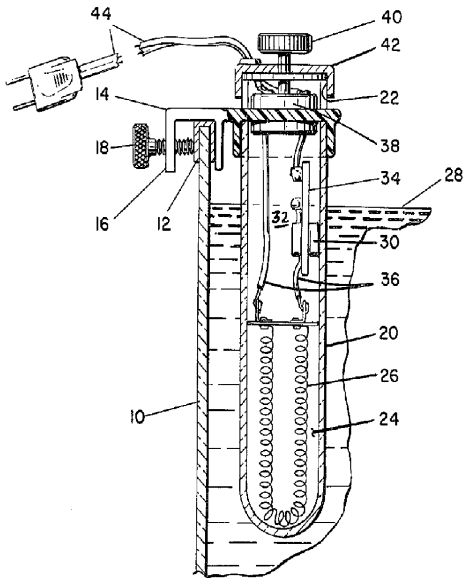
Holders for heating and cooling devices.

May include e.g. filter systems, lighting, etc.

Controlling devices for temperature.

Definition statement

Devices may be incorporated in an ornament.



A01K 63/10

Cleaning bottoms or walls of ponds or receptacles

Definition statement

This place covers:

- Cleaning devices for water tanks.
- Devices for cleaning aquarium windows, by means of e.g. magnets.
- Cleaning devices for under water apparatuses, e.g. tube-shaped subsea structures.
- Screen cleaners.
- Devices for removing sediment.
- Devices for preventing algae growth, e.g. using ultrasonic waves.
- Devices for removing stains from submerged walls.
- Water recycling and filtering systems.
- Fish manure removal devices.
- Details therefor, e.g. pumps or pipes.



References

Informative references

Attention is drawn to the following places, which may be of interest for search:

Cleaning windows	A47L 1/00
Tank cleaning specially adapted for vessels	B63B 57/00
Cleaning devices specially adapted for vessels	B63B 59/00
Devices for cleaning the submerged surfaces of swimming pools	E04H 4/16

A01K 65/00

Fish stringers {(devices for threading fish on strings [A22C 25/10](#))}

Definition statement

This place covers:

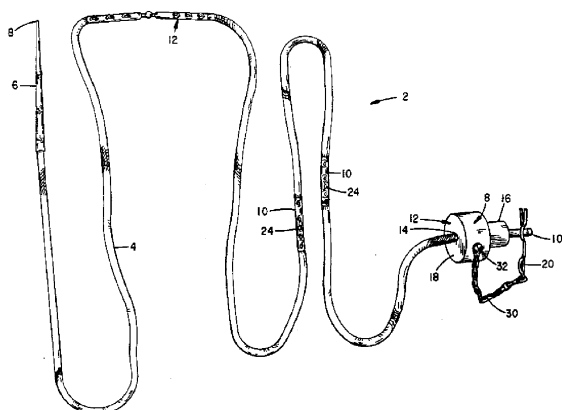
Fish-stringers, quick release stringers, spring fasteners, fishline holders, etc.

- may be mechanical.

details therefor, e.g. handles.

Definition statement

Devices may be floating, twist-free, etc.



References

Limiting references

This place does not cover:

Devices for threading fish on strings	A22C 25/10
---------------------------------------	----------------------------

Glossary of terms

In this place, the following terms or expressions are used with the meaning indicated:

Fish stringer: a device for fastening together multiple caught fish to aid their transport.

A01K 67/00

Rearing or breeding animals, not otherwise provided for; New or modified breeds of animals

References

Informative references

Attention is drawn to the following places, which may be of interest for search:

Veterinary methods for reproduction or fertilization	A61D 19/00
Medicinal preparations containing sperm	A61K 35/52
Apparatus for in vitro animal cell culture	C12M 3/00
In vitro animal cell culture (e.g. oocytes, sperm cells and embryos)	C12N 5/00
Mutation or genetic engineering	C12N 15/00

Glossary of terms

In this place, the following terms or expressions are used with the meaning indicated:

Breeding: obtaining animals up to and including their birth or hatching.

A01K 67/02

Breeding vertebrates

References

Informative references

Attention is drawn to the following places, which may be of interest for search:

Covering boxes	A01K 15/00
Devices for assisting or preventing mating	A01K 21/00

Special rules of classification

Documents relating to new peptides or new DNA or its corresponding mRNA encoding for peptides and their use for the obtention of transgenic animals are classified in subclass [C07K](#) or in group [C12N 9/00](#) according to the peptides, and are given the appropriate Indexing Codes.

A01K 67/027

New or modified breeds of vertebrates

Definition statement

This place covers:

The germline of vertebrates can be altered by insertion, deletion and/or mutation of genetic material. Such genetically modified vertebrates can be used, for example, to produce heterologous proteins or as models for diseases.

In addition, new breeds of vertebrates which do not necessarily comprise a modified germline are classified here.

Relationships with other classification places

Symbols in the [A01K 67/027](#) - [A01K 67/0278](#) range are used in combination with [C12N 15/8509](#) and subgroups if a meaningful disclosure of the vector (system) for transgenesis is given.

Processes of producing embryos, including cloning of vertebrates, are additionally indicated by [C12N 15/873](#) - [C12N 15/8778](#) symbols.

References

Informative references

Attention is drawn to the following places, which may be of interest for search:

Breeding of animals	A01K 67/02
Preservation of embryos	A01N 1/02
Screening of agents using (transgenic) animal models	A61K 49/0008
Specific proteins used for transgenesis	C07K 14/00
Embryonic and germ cells per se	C12N 5/0602
Specific enzymes used for transgenesis	C12N 9/00
Techniques for producing new embryos	C12N 15/873 - C12N 15/8778

Further aspects of vectors	C12N 2800/00- C12N 2840/00
Testing involving animals	G01N 33/5082

Special rules of classification

Modified vertebrates are classified in [A01K 67/027-A01K 67/0278](#), [C12N 15/8509](#), [C12N 15/873](#), [C12N 15/877](#) (relating to vectors and methods for producing such vertebrates) and the following ranges of symbols (except [C12N 2015/8554](#) concerning invertebrate models for Alzheimer's disease) must be given (i.e. compulsory) to indicate further aspects thereof.

Transgenic vertebrates are classified in [A01K 67/0275](#) - [A01K 67/0278](#).

Chimeric vertebrates comprising somatic cells from another individual or species are classified in [A01K 67/0271](#) and cloned vertebrates are classified in [A01K 67/0273](#).

[A01K 2207/00](#) - [A01K 2207/35](#) relates to modifications that do not affect the germline.

[A01K 2217/00](#) - [A01K 2217/30](#) indicates various technical aspects of genetic modification.

[A01K 2227/00](#) - [A01K 2227/50](#) defines the species of the (genetically modified) vertebrate.

[A01K 2267/00](#) - [A01K 2267/0393](#) indicates the purpose of the (genetically modified) vertebrate.

Whereas symbols in the [A01K 2217/00](#) range are restricted to genetically modified vertebrates, the symbols in the [A01K 2207/00](#), [A01K 2227/00](#) and [A01K 2267/00](#) ranges are used for all modified vertebrates covered by [A01K 67/027](#) - [A01K 67/0278](#), [C12N 15/8509](#) (except [C12N 2015/8554](#) concerning invertebrate models for Alzheimer's disease), [C12N 15/73](#) and [C12N 15/877](#). Please note that multiple symbols from each category may be required to cover all disclosed aspects.

Genetically modified vertebrates:

When a genetically modified vertebrate is actually made, [A01K 67/0275](#) - [A01K 67/0278](#) needs to be given, whereby the last place rule applies. If a vector for transgenesis is disclosed, then additionally the [C12N 15/8509](#) symbol needs to be given. The specific aspects of the vertebrate are to be indicated with symbols in the [A01K 2217/00-A01K 2217/30](#), [A01K 2227/00](#) - [A01K 2227/50](#) and [A01K 2267/00](#) - [A01K 2267/0393](#) ranges, which must always be given. When a human transgene is introduced, [A01K 2207/15](#) is to be added.

Special elements of the vectors are indicated using symbols in the [C12N 2800/00](#) - [C12N 2840/00](#) ranges, whereby [A01K 2217/203](#) takes precedence over [C12N 2830/001](#) - [C12N 2830/006](#), and [A01K 2217/206](#) takes precedence over [C12N 2830/008](#). The [C12N 2830/001](#) - [C12N 2830/008](#) symbols are only to be given if the invention actually resides in these elements.

If the transgene can be meaningfully indicated, [C07K 14/00](#) and/or [C12N 9/00](#) symbols are to be given. If a viral vector is used for transgenesis, the relevant symbol from the [C12N 2710/00](#) - [C12N 2795/00](#) range combining the taxonomy of the virus with the ending 43 (for use as a genetic vector), must be given.

Chimeric vertebrates:

Chimeric vertebrates ([A01K 67/0271](#)) may result from combining cells at the embryonic stage (e.g. the sheep-goat chimera 'geep') or from exogenously added cells later in development, for instance, transfer of functional immune system cells to immuno-compromised mice or transplantation of tumour cells to form a tumour model.

The specific species (from the [A01K 2227/00](#) series) and purpose (from the [A01K 2267/00](#) series) of the chimeric vertebrate must be indicated. When human cells are introduced, [A01K 2207/15](#) is to be added.

When a chimeric vertebrate is disclosed, which does not relate to the core of the invention, then [A01K 2207/12](#) is to be given.

Cloned mammals:

Documents relating to methods of producing cloned mammals ([C12N 15/877](#) and subgroups) should also be classified in [A01K 67/0273](#) if cloned mammals have actually been obtained. In addition, the appropriate [A01K 2227/00](#) symbol should be given to indicate the species, and where relevant, the purpose ([A01K 2267/00](#)). When manipulation of (germ) cells is involved, then [C12N 5/00](#) symbols should also be considered, following the classification rules of said field.

A01K 67/033

Rearing or breeding invertebrates; New breeds of invertebrates

Definition statement

This place covers:

Devices, systems or methods for breeding invertebrates e.g. insects. Therefore it also covers the rearing or breeding of so-called "predatory insects".

Insect farms.

FIG. 3

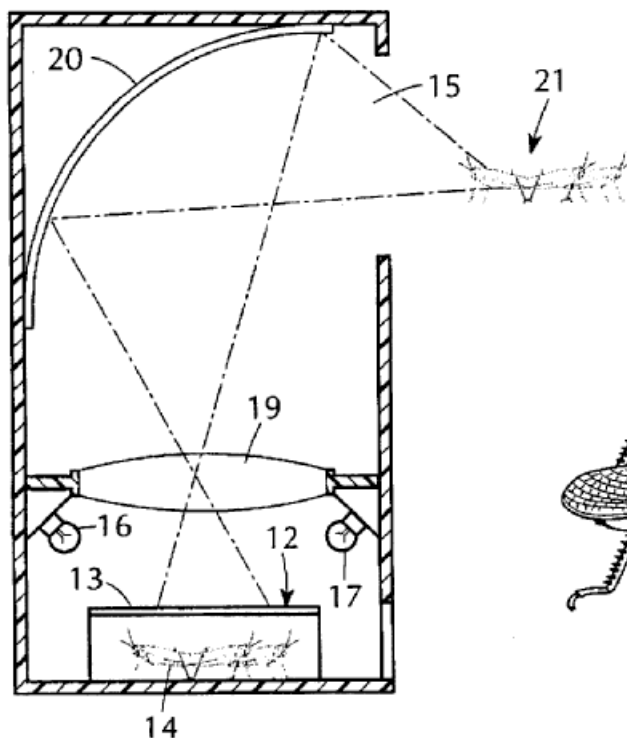
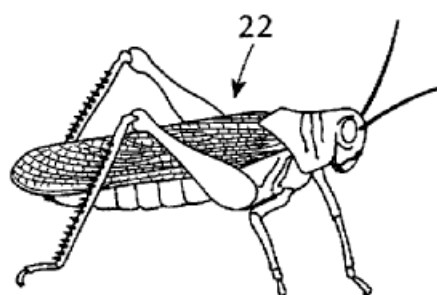


FIG. 4



Relationships with other classification places

This group covers the rearing or breeding of invertebrates, e.g. of insects. Therefore it also covers the rearing or breeding of so-called "predatory insects", which are used against pest crops and animal parasites. The usage of insects for biocides or pest repellants is classified in group [A01N 63/14](#).

References

Informative references

Attention is drawn to the following places, which may be of interest for search:

Stationary means for catching or killing insects	A01M 1/00
Biocides, pest repellents or attractants from animal material	A01N 63/00
Biocides, pest repellents or attractants, or plant growth regulators containing insects; Substances produced thereby or obtained therefrom	A01N 63/14
Animal feeding-stuffs from material of animal origin	A23K 10/20
Feeding-stuffs for insects	A23K 50/90
Medicinal preparations containing arthropods	A61K 35/63
Aircraft dropping, releasing, ejecting powdered, liquid or gaseous matter	B64D 1/16
Containers, packaging elements or packages, for living organisms	B65D 85/50
Biological treatment of water, waste water or sewage characterised by use of animals and plants	C02F 3/327

Glossary of terms

In this place, the following terms or expressions are used with the meaning indicated:

Frass	Insect "manure" often mixed with undigested food
-------	--

A01K 67/0331

{Snails ([A01K 67/0333](#) takes precedence)}

References

Limiting references

This place does not cover:

Genetically modified invertebrates, e.g. transgenic, polyploid	A01K 67/0333
--	------------------------------

A01K 67/0332

{Earthworms ([A01K 67/0333](#) takes precedence)}

References

Limiting references

This place does not cover:

Genetically modified invertebrates, e.g. transgenic, polyploid	A01K 67/0333
--	------------------------------

A01K 67/04Silkworms {([A01K 67/0333](#) takes precedence)}**References****Limiting references***This place does not cover:*

Genetically modified invertebrates, e.g. transgenic, polyploid	A01K 67/0333
--	------------------------------

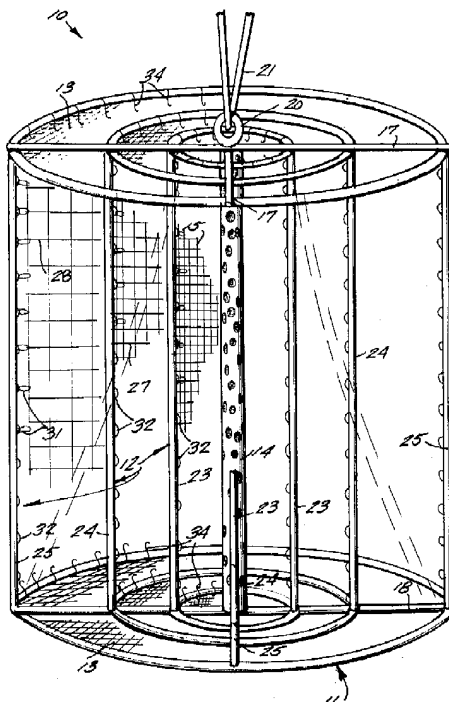
A01K 69/00**Stationary catching devices****Definition statement***This place covers:*

Fish and/or crab traps, e.g. nets, crabbing bait holders.

Reaction grill nets.

Fish attracting means.

Devices for unconfined fish farming.



A01K 69/04

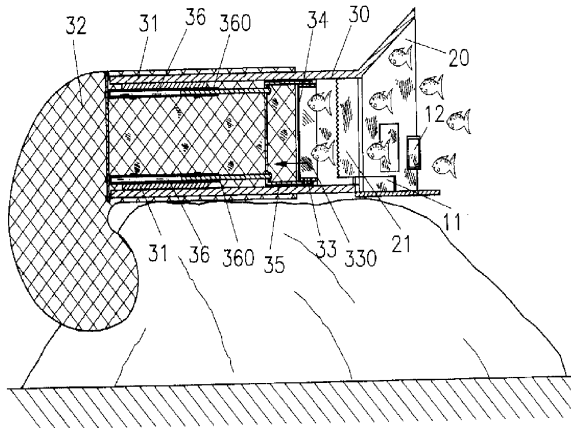
Fixed nets with traps

Definition statement

This place covers:

Fishing devices by means of fixed nets with traps.

Crab traps including nets.



A01K 69/06

Traps

Definition statement

This place covers:

Traps for fishes, crabs and other marine animals. e.g. shelter trap, etc.

Entrance gates to traps.

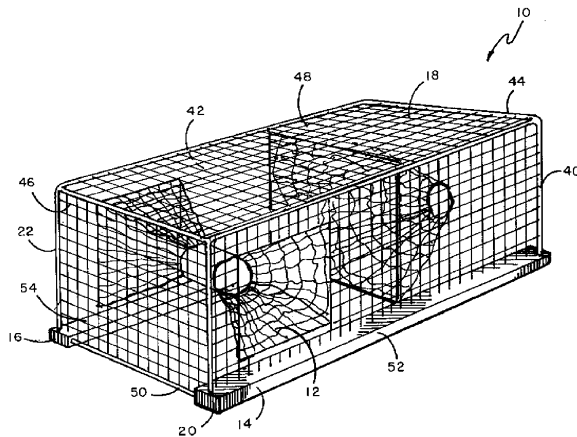
Devices for attracting animals into a cage, e.g. bait bag, etc.

Devices for releasing bait in combination with a trap.

Traps may include signalling device.

Definition statement

Trap cleaning devices.



A01K 69/08

Rigid traps, e.g. lobster pots

Definition statement

This place covers:

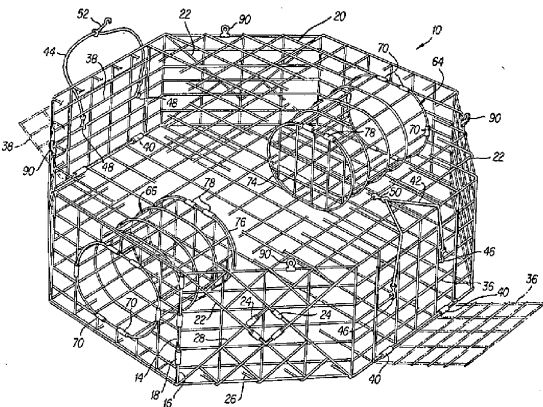
Rigid traps for catching, e.g. lobsters, crabs, fish, etc.

- may include escape gaps for undersized animals.

Entrance gates for these traps.

Means for marking the cages.

Devices for releasing baiting combination with these traps.



A01K 69/10

Collapsible traps

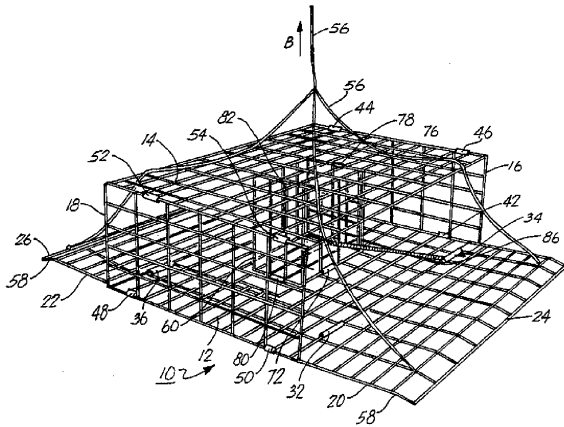
Definition statement

This place covers:

Collapsible traps for catching e.g. lobsters, crabs, fish, etc.

Collapsible bait traps.

Traps may be movable.



A01K 71/00

Floating nets {(if drawn [A01K 73/00](#))}

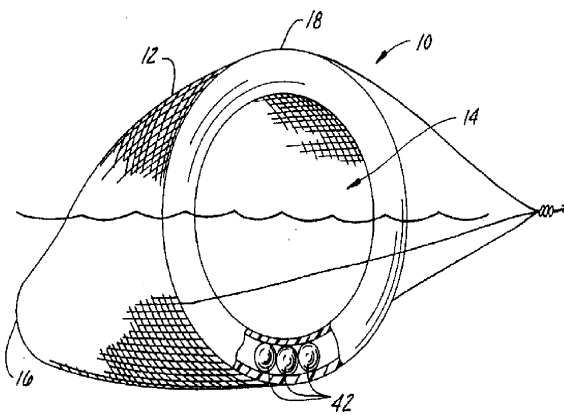
Definition statement

This place covers:

Fishing by means of floating nets.

The net may be connected to inflatable floating assemblies, floating material, etc.

Floating fish baskets.



References

Limiting references

This place does not cover:

Drawn nets	A01K 73/00
------------	----------------------------

A01K 73/00

Drawn nets

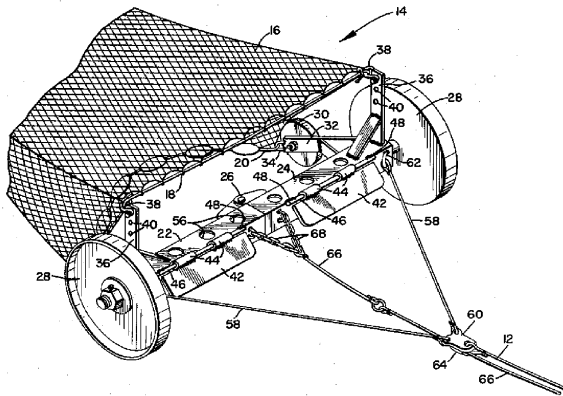
Definition statement

This place covers:

Drawn nets for catching fish or other marine animals, e.g. taking samples of the ocean bottom.

- may be by means of wheels.
- may include cages.

Devices for marking the nets.



References

Informative references

Attention is drawn to the following places, which may be of interest for search:

Vessels for collecting pollution from open water	B63B 35/32
Cleaning or keeping clear the surface of open water	E02B 15/00

A01K 73/02

Trawling nets

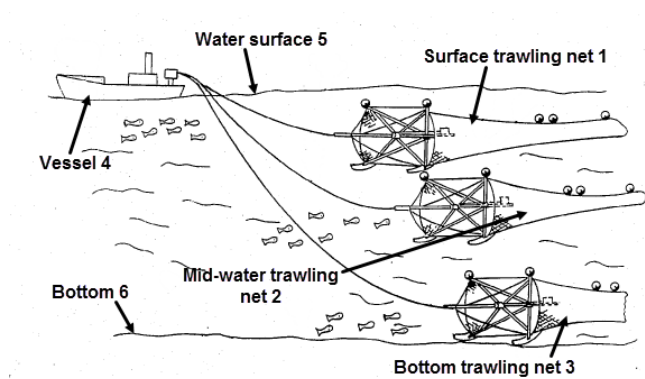
Definition statement

This place covers:

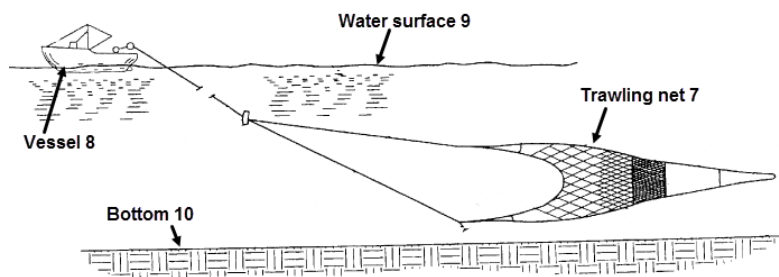
Subject matter wherein the nets for catching fish or other marine animals are shaped to form a large, flattened bag and are adapted to be towed behind a boat or a vessel at a desired depth in a body of water.

Definition statement

Illustrative example of subject matter classified in this group.



Trawling nets 1-3 include a surface trawling net 1 positioned adjacent the water surface 5, a mid-water trawling net 2 positioned midway between the water surface 5 and the bottom 6, and a bottom trawling net 3 positioned adjacent the bottom 6, wherein the trawling nets 1-3 are towed behind a vessel 4 for catching fish or other marine animals.



Trawling net 7 is towed behind vessel 8 at a selected depth between the water surface 9 and the bottom 10 in a body of water for catching fish or other marine animals.

References

Informative references

Attention is drawn to the following places, which may be of interest for search:

Fishing vessels	B63B 35/14
Fishing trawlers	B63B 35/16

A01K 73/025

{Regulation of net depth}

Definition statement

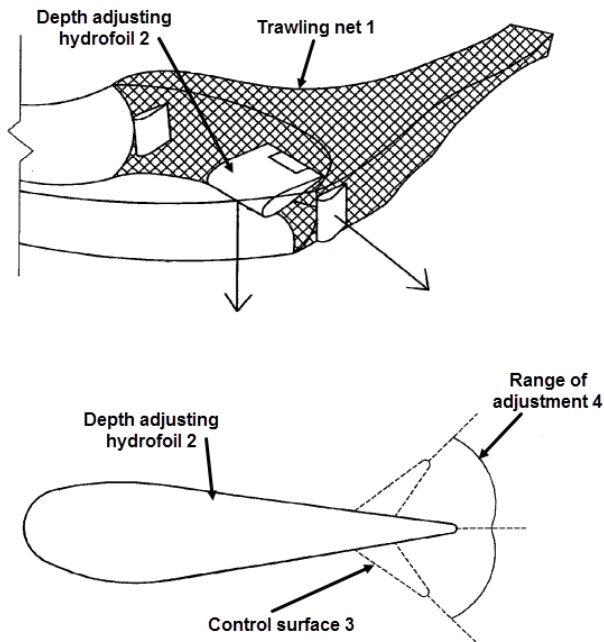
This place covers:

Devices for regulating the depth of fishing nets, e.g. with adjustable angle of elevation.

Depth controlling devices.

Devices for keeping nets closer to the seabed, e.g. ground rope, etc.

Illustrative example of subject matter classified in this group.



Trawling net 1 has a depth adjusting hydrofoil 2 with a control surface 3 that can be moved within a range of adjustment 4 to control the depth at which the trawling net 1 travels in a body of water.

A01K 73/04

Devices for spreading or positioning, e.g. control thereof

Definition statement

This place covers:

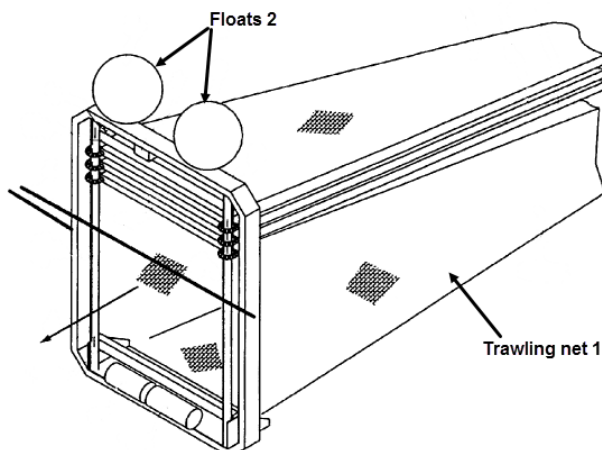
Devices for spreading and/or positioning fishing nets, e.g. float boards, special net fabric, etc.

Opening devices for nets e.g. collapse-mechanism, etc.

Steering devices for nets.

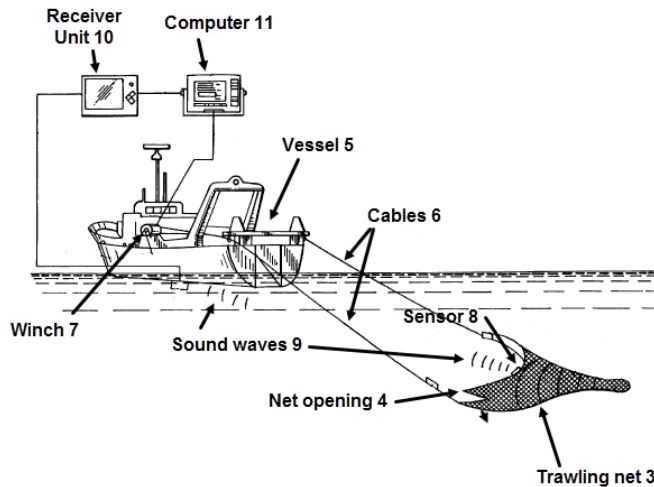
Devices for monitoring the angle settings of wires.

Illustrative example of subject matter classified in this group.



Definition statement

Trawling net 1 is positioned in an upright orientation by floats 2 mounted thereto.



Trawling net 3 having a net opening 4 is towed by a vessel 5 via cables 6 which extend between the net opening 4 and winches 7 located on the vessel 5. A sensor 8 detects the speed and direction of the net and this information from the sensor 8 is transmitted to the vessel 5 via soundwaves 9 where it is received by a receiver unit 10 for transmission to a computer 11 which is in communication with the winches 7. The winches 7 are operated by the computer 11 to adjust the tension in the cables 6 so as to maintain the net opening 4 in the desired position as the trawling net 3 is being drawn in the body of water.

A01K 73/045

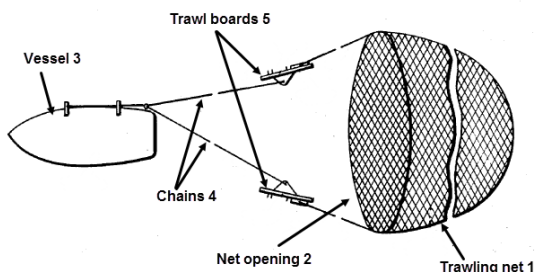
for lateral sheering, e.g. trawl boards

Definition statement

This place covers:

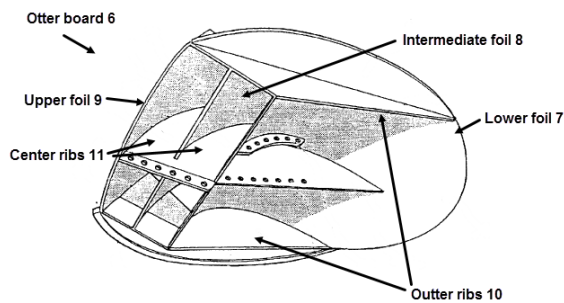
Subject matter wherein the large, flattened bag shaped net includes detailed panel structure, which, when engaged by a stream of water generated as the net is towed through the body of water, helps hold an entry area of the net agape for the fish or other aquatic animals to pass through. These devices are also referred to as otter boards and trawl doors.

Illustrative example of subject matter classified in this group.



Definition statement

Trawling net 1 having a net opening 2 is towed behind a vessel 3 via chains 4, wherein trawl boards 5 assist in holding the net opening 2 agape for fish or other aquatic animals to pass therethrough as the flow of water generated by towing the trawling net 1 acts upon the trawl boards 5.



Otter Board 6 has a lower foil 7, an intermediate foil 8, and an upper foil 9 which are arranged with respect to each other by outer ribs 10 and center ribs 11, wherein the foils 7-9 and ribs 10-11 form channels that assist the otter board 6 in generating spreading forces as the otter board 6 travels in the water in connection with a trawling net so as to assist in holding a mouth of the trawling net open for fish or other aquatic animals to pass therethrough.

A01K 73/05

for vertical sheering

Definition statement

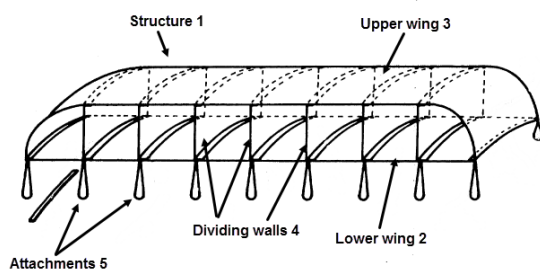
This place covers:

Devices for vertical sheering of fishing nets.

Details therefor, e.g. trawling gear, vertical suspensions, otter boards, etc.

Towing devices for nets.

Illustrative example of subject matter classified in this group.



A structure 1 has a lower wing 2, an upper wing 3, dividing walls 4, and attachments 5 for attaching the structure 1 at an upper portion of a mouth of an existing trawling net, wherein the lower and upper wings 2-3 generate a lifting force to the trawling net to assist in the vertical opening of the mouth of the trawling net.

A01K 73/053

Ground-line rollers

Definition statement

This place covers:

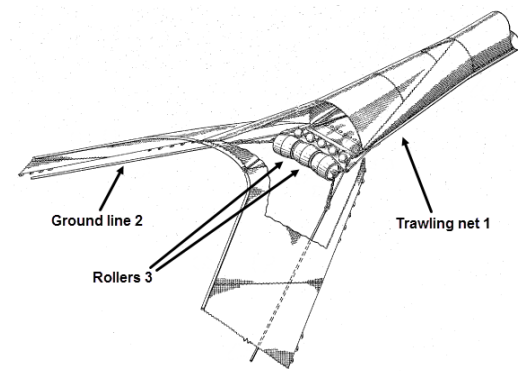
Rollers, wheels or balls intended to roll over the ground substantially in trawl direction.

Ground-line rollers for fishing nets, e.g. footrope construction, etc.

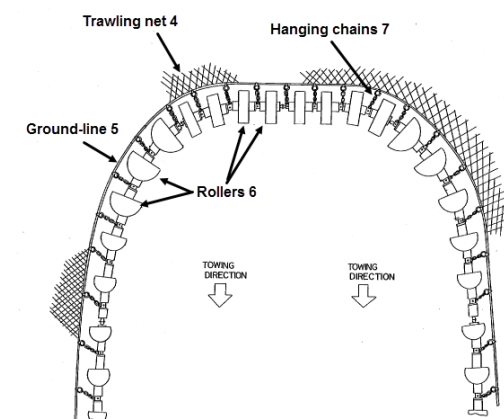
Trailing devices, lead lines for fish nets, guide wheels, ground rope, tail planes, etc.

They may be attached to other parts of nets or lines than ground lines.

Illustrative example of subject matter classified in this group.



Trawling net 1 for fishing along a bottom of a body of water has a ground-line 2 with rollers 3 attached thereto for reducing friction between the trawling net 1 and the bottom of the body of water.



Trawling net 4 for fishing along a bottom of a body of water has a ground-line 5 with rollers 6 attached thereto by hanging chains 7, wherein the rollers assist the trawling net in moving smoothly along the bottom of the body of water.

References

Informative references

Attention is drawn to the following places, which may be of interest for search:

Devices for spreading or positioning	A01K 73/04
Sinkers	A01K 75/06

Harvesting oysters, mussels, sponges or the like

[A01K 80/00](#)

A01K 73/06

Hauling devices for the headlines

Definition statement

This place covers:

Devices or details involved in towing or hauling trawler headlines.

Devices for handling the whole net, e.g. discharging its contents.

Devices for controlling line traction or length or speed.

Winches or their control may be included, also engine control.

Details or headlines, e.g. special links, or load gauges.

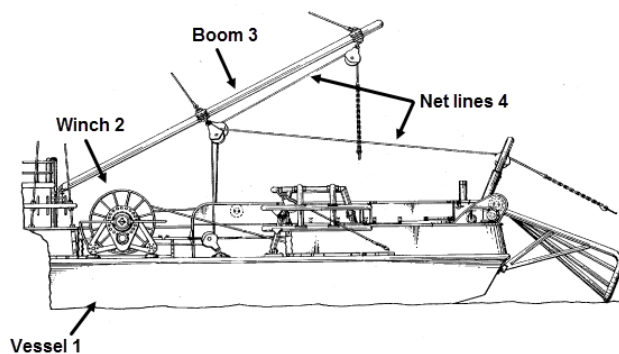
Position control of net may also be involved.

Lines to be hauled may serve for other objects, e.g. lobster pots.

Discharging fish from net into boat, e.g. seine-net.

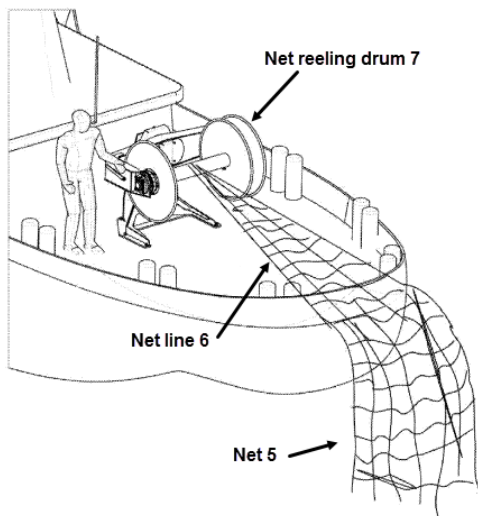
Devices may include devices for oiling/lubrication of cables.

Illustrative example of subject matter classified in this group.



Definition statement

Vessel 1 has a winch 2 and a boom 3 with pulleys for hauling the headlines 4 of the trawling net, wherein the winch 2 has both a central body for reeling on the net body of the trawling net and laterally positioned drums for reeling on the headlines 4 of the trawling net.



Net 5 having a net line 6 is hauled using a net reeling drum apparatus 7.

References

Informative references

Attention is drawn to the following places, which may be of interest for search:

Determining the quantity of the catch	A01K 73/10
Nets held vertically in the water	A01K 73/12
Trotline-handling	A01K 91/18
Trawlers	B63B 35/00
Fishing trawlers adapted to dragging nets aboard	B63B 35/18
Fishing trawlers adapted to hoisting nets aboard	B63B 35/20
Winches; their control	B66D 1/00

A01K 73/063

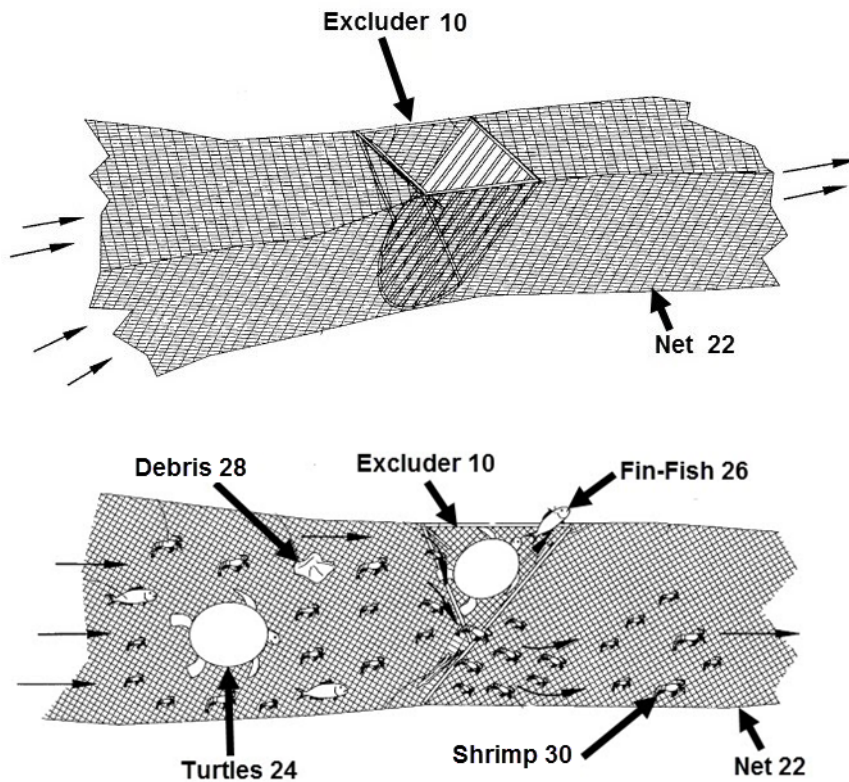
{having excluder device}

Definition statement

This place covers:

Trawling nets with structure for causing an unwanted item, including debris or an undesired fish or other aquatic animal, to either pass through or by the net or to be retained in a separate section of the net so that a targeted fish or other aquatic animal may be retained in the net or separated from the unwanted item.

Illustrative example of subject matter classified in this group.



The net 22 includes an excluder device 10 which causes unwanted items, such as turtles 24, fin-fish 26, and debris 28 to pass by the net 22 so that the targeted aquatic animal, such as shrimp 30, may be retained in the net 22 and separated from the unwanted items.

A01K 73/067

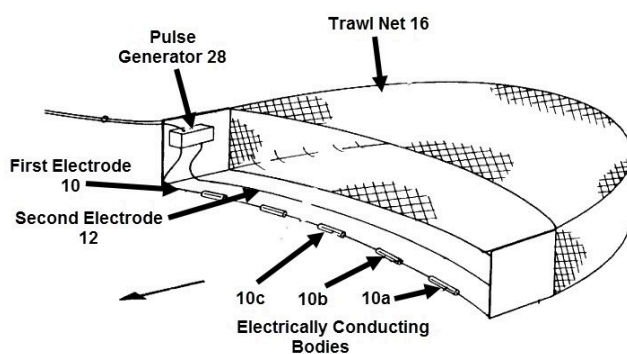
{using electrical shock to control fish or aquatic animal}

Definition statement

This place covers:

Trawling nets which use electric current to provide a charge which may lure, reposition, stun or otherwise influence the fish or other aquatic animal.

Illustrative example of subject matter classified in this group.



Definition statement

The trawl net 16 has a first electrode 10 comprising separate electrically conducting bodies 10a-c, a second electrode 12, and a pulse generator 28 which is connected to the electrodes 10,12 to generate during operation a pulsed electric field in the water.

A01K 73/10

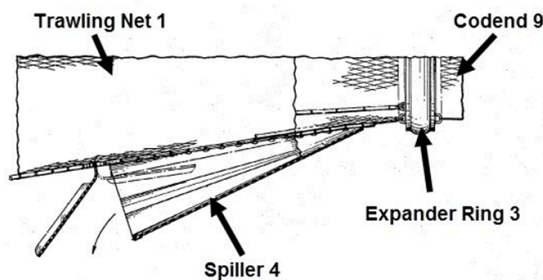
Determining the quantity of the catch, e.g. by the pull or drag on the lines

Definition statement

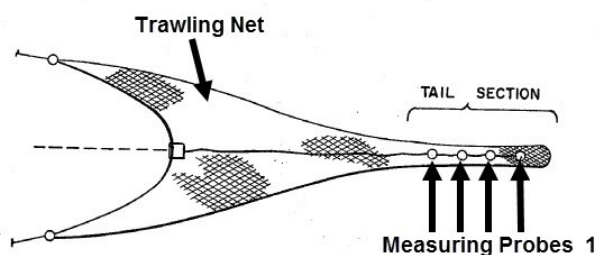
This place covers:

Trawling nets with a structure which (1) restricts the amount by which the net may constrict or expand due to the stress caused by filling the net, (2) restricts the quantity of fish or other aquatic animal permitted to fill the net or (3) signals the amount of fish or other aquatic animal caught upon reaching a particular quantity. Constriction or expansion of the net beyond a certain limit must usually be avoided to prevent damage to the net as the net is filled. A device commonly known as a spiller which releases any excess fish or aquatic animal upon the net reaching a predetermined limit is included here.

Illustrative example of subject matter classified in this group.



Trawling net 1 includes an expander ring 3 through which fish pass into the codend 9, but fish in excess of the capacity of the codend 9 will press downwardly upon a spiller 4 to cause the spiller 4 to yield downwardly and allow the excess fish to escape.



Trawling net includes measuring probes 1 for electronically ascertaining the degree to which the trawling net is filled.

A01K 73/12

Nets held vertically in the water, e.g. seines

Definition statement

This place covers:

Seines, e.g. course-meshed seines, etc.

Definition statement

Cast nets, commercial fishing nets, etc.

Devices for preventing entrapment of sea mammals.

Purse-ring stripper devices.

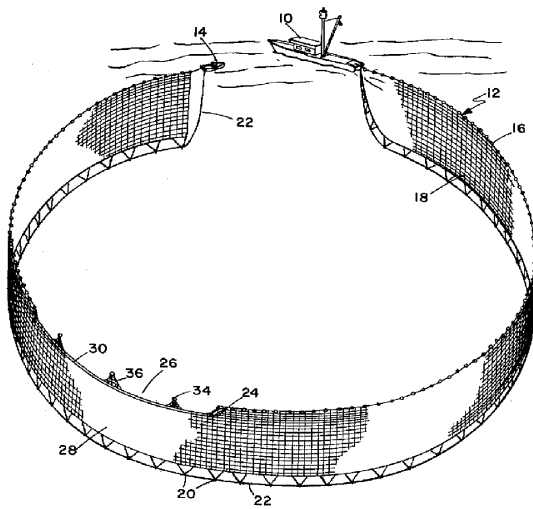
Devices for rearing shrimp, using nets held vertically in water.

Spar buoy pen systems.

Net joining structures.

Netting may be coloured.

Nets may include fish traps.



A01K 74/00

Other catching nets or the like

Definition statement

This place covers:

Other catching nets or the like, not provided for in other groups.

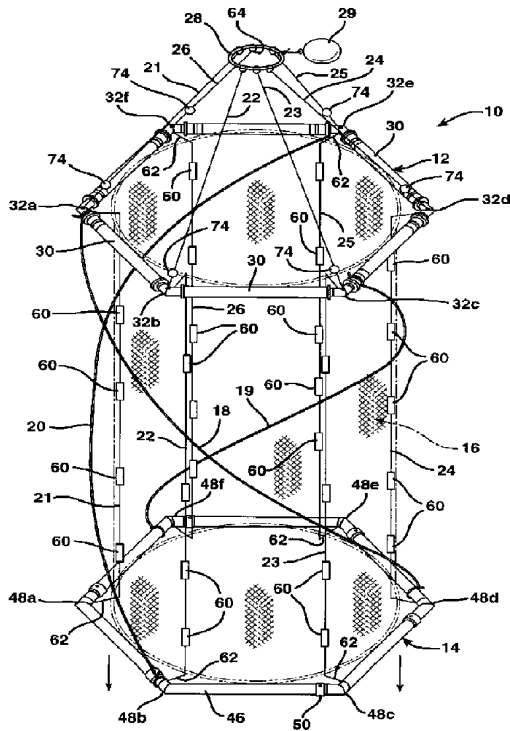
Devices for transporting and/or collecting fish.

Fish catching devices.

Fish lasso's.

Details for nets, e.g. brails, etc.

Fishing methods.



A01K 75/00

Accessories for fishing nets; Details of fishing nets, e.g. structure

Definition statement

This place covers:

Structure or manufacture of nets (even if limited to particular kinds of nets) or their cables or wires.

Details of nets, e.g. connectors.

Auxiliary features, e.g. electronic accessories, other than mere illumination.

Measuring devices for or on nets, e.g. for controlling their length.

Protective devices on nets, e.g. armour plates.

Devices embracing floats and/or sinkers, e.g. their embedding in a special cable.

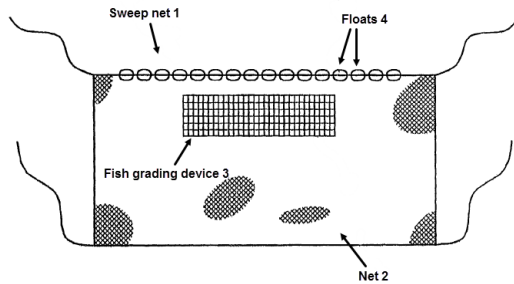
Handling nets (mostly ashore or on board), e.g. holding, and shaking.

Devices for protecting animals, e.g. whale release device, etc.

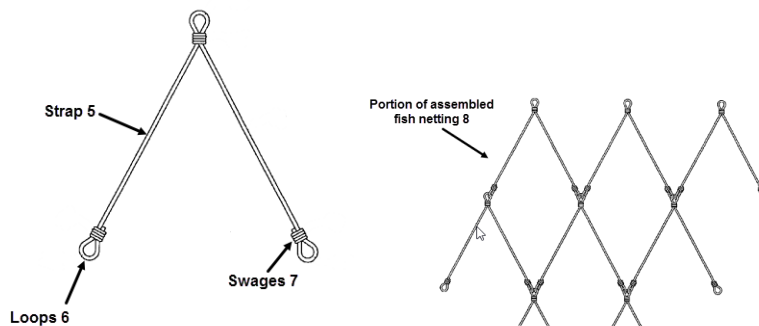
Cleaning devices for e.g. nets.

Definition statement

Illustrative example of subject matter classified in this group.



Sweep net 1 has a net 2 and a fish grading device 3, wherein the net 2 is suspended by floats 4 for maintaining the net in a vertical orientation in a body of water and the fish grading device 3 has a mesh size such that fish above a certain size cannot swim through the net and are therefore retained in the sweep net 1.



Strap 5 comprises a length of twine forming sides of a mesh and three loops 6 which are formed using swages 7 to secure the loops 6, wherein the straps 5 are joined to each other to form a portion of an assembled fish netting 8 which represents part of a net assembly.

References

Informative references

Attention is drawn to the following places, which may be of interest for search:

Receptacles for live fish	A01K 63/00
Hauling devices for the headlines	A01K 73/06
Determining the quantity of the catch	A01K 73/10
Methods or means of catching fish in bulk	A01K 79/00
By electrocution	A01K 79/02
Harvesting oysters, mussels, sponges or the like	A01K 80/00
Drying fishing lines	A01K 97/16

A01K 75/005

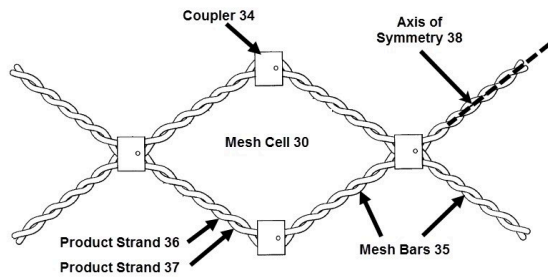
{Net structures, e.g. structural arrangements of net panels}

Definition statement

This place covers:

Trawling nets wherein significance is attributed to the structural makeup of the trawling nets.

Illustrative example of subject matter classified in this group.



The mesh cell 30 forms part of a trawling net and is formed by couplers 34 and a series of mesh bars 35 that include several product strands 36,37 which are twisted about a common axis of symmetry 38, wherein the mesh bars 35 create a pressure differential and lift across the mesh bars 35 as the trawling net moves through the water, wherein the created lift increases performance characteristics of the trawling net such as increased trawl volume, improved trawl shape, and reduced vibration, noise, and drag.

A01K 75/02

Illuminating devices for nets

Definition statement

This place covers:

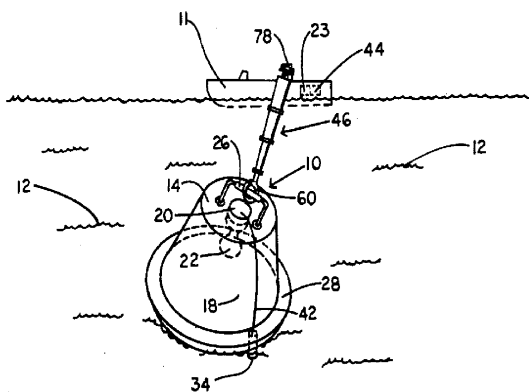
Illumines devices for nets and other devices for catching fish, may be chemo-light, etc.

Floating fishing lights.

Luminous fishing lure tackles.

Luminous bait.

Reflective fishing nets.



A01K 75/04

Floats

Definition statement

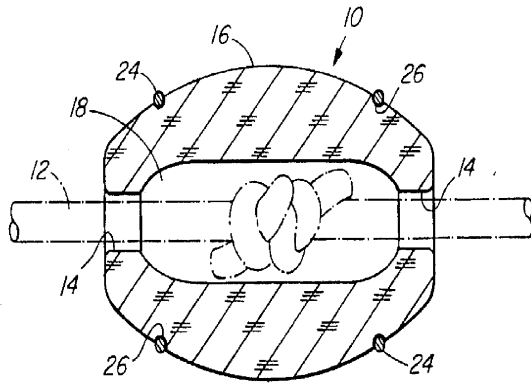
This place covers:

Floats, e.g. a buoyancy float, pneumatic float, etc.

Definition statement

- May consist of cork, foam rubber, etc.
- may be illuminated.

Devices for attaching ropes/nets to floats, e.g. clamps.



References

Informative references

Attention is drawn to the following places, which may be of interest for search:

Floats for angling	A01K 93/00
--------------------	----------------------------

A01K 75/06

Sinkers

Definition statement

This place covers:

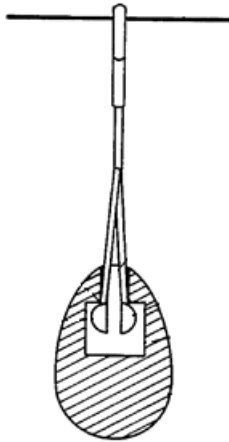
Devices for ballasting nets or net-lines, if not intended to roll over the ground substantially in trawl direction.

Sinkers forming part of specific net structures are found in groups for those structures.

Groundrope bobbins, dan-lenno bobbins.

Weighted lines, sink lines, drag-devices.

Illustrative example of subject matter classified in this group.



References

Informative references

Attention is drawn to the following places, which may be of interest for search:

Culture of aquatic animals	A01K 61/00
Of bivalves, e.g. oysters or mussels	A01K 61/54
Receptacles for live fish	A01K 63/00
Stationary catching devices	A01K 69/00
Traps	A01K 69/06
Rigid traps	A01K 69/08
Devices for spreading or positioning	A01K 73/04
Ground-line rollers	A01K 73/053
Sinkers for angling	A01K 95/00

A01K 77/00

Landing-nets for fishing; Landing-spoons for fishing

Definition statement

This place covers:

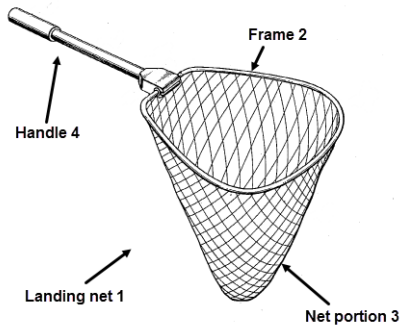
Landing-nets, keshes, may be lightweight, collapsible, etc.

Handles for fishing-nets, may be extensible, collapsible, etc.

Devices may be useful for other purposes, e.g. egg retriever, swimming pool skimmer, etc.

Details therefor, e.g. locking mechanisms, etc.

Illustrative example of subject matter classified in this group.



Landing net 1 has a frame 2, a net portion 3, and a handle 4.

A01K 77/005

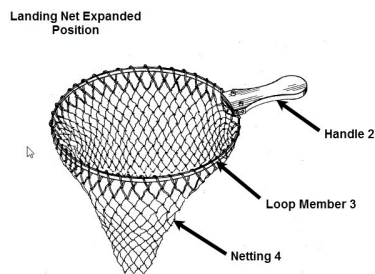
{foldable}

Definition statement

This place covers:

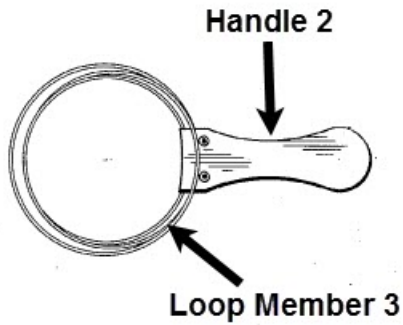
Landing-nets with parts which are foldable or collapsible for greater ease in carrying, or with parts which can be so manipulated as to secure a caught fish.

Illustrative example of subject matter classified in this group.

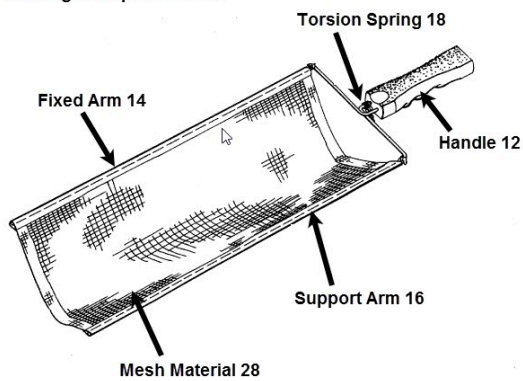


The landing net has a handle 2, loop member 3, and netting 4, wherein the loop member 3 is circular in the expanded position and wherein the loop member 3 may be completely folded into a series of convolutions in the collapsed position.

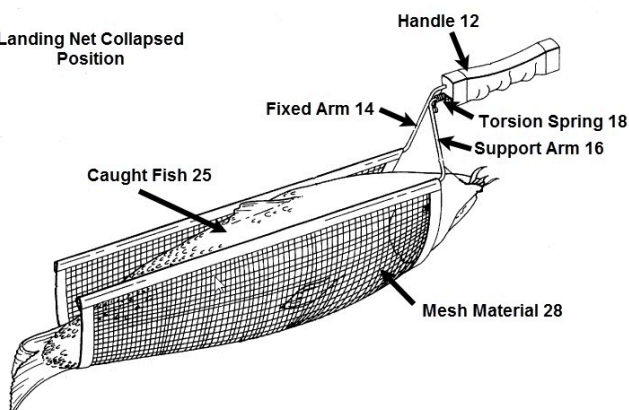
Landing Net Collapsed Position



Landing Net Open Position



Landing Net Collapsed
Position



The landing net has a handle 12, a fixed arm 14 and a support arm 16 which both support mesh material 28, and a torsion spring 18 which moves arm 16 into the open position away from the fixed arm 14, wherein when a caught fish 25 is received in the mesh material 28, the caught fish 25 will cause arm 16 to rotate toward fixed arm 14, thereby collapsing the mesh material 28 around the fish.

A01K 79/00

**Methods or means of catching fish in bulk not provided for in groups
A01K 69/00 - A01K 77/00, {e.g. fish pumps; Detection of fish; Whale fishery}**

Definition statement

This place covers:

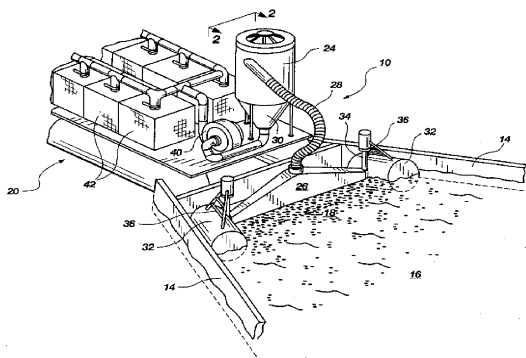
Devices for separating target and non-target species harvested from water bodies.

Devices for harvesting marine animals, e.g. brine shrimp harvester.

Devices for displacement of live fish.

Devices for determining the quantity of plankton. Devices for handling whales (carcasses).

Observation systems, ultrasonic submarine sounding equipment, etc.



A01K 79/02

by electrocution

Definition statement

This place covers:

Inducing movement into fish, shrimp, shellfish, etc, by electricity.

Inducing electrotaxy (directed swimming).

Stunning of fish and whales, by electricity.

Killing fish, before and after catching them, by means of electricity.

Special forms of appearance of electric current used, e.g. pulses.

Retrieving fish etc., by electrically induced movement.

Electric hooks for angling (stunning or killing biting fish).

Using water as conductor, for operating, e.g. echo-sounding.

A luring light may be involved or used alone in catching fish.

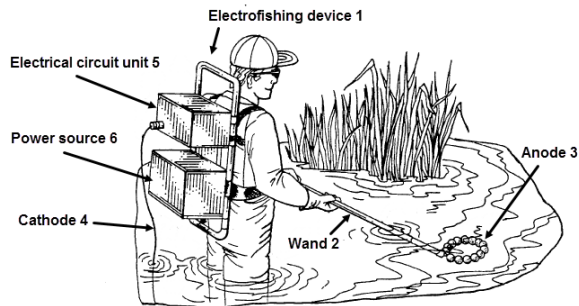
Attracting or scaring fish etc., by means other than electricity, e.g. by bait-spreading, air bubbles, shock waves, sound, etc.

Attracting or stunning fish.

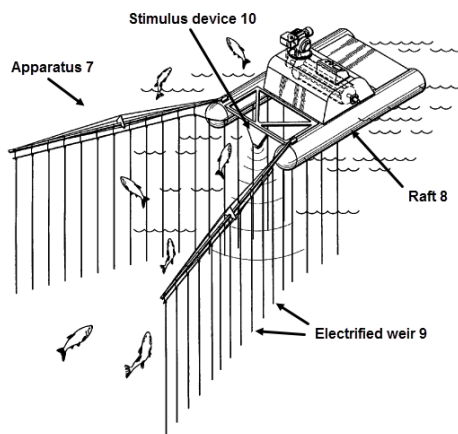
Definition statement

Scaring sharks.

Illustrative example of subject matter classified in this group.



Electrofishing Device 1 has a wand 2, an anode 3, a cathode 4, an electrical circuit unit 5, and a power source 6, wherein the anode 3 and cathode 4 induce an electric field within a body of water and any fish within the electric field and which causes a state of petiti mal in the fish where the fish lose consciousness and their muscles become flaccid so that the user may easily catch the fish for inspection, analysis, or other processing.



Apparatus 7 for nuisance carp control has a raft 8, an electrified weir 9, and a stimulus device 10, wherein the electrified weir 9 funnels the carp toward the raft 8 and the stimulus device 10 is an electrode that applies a stimulus to the water in the immediate vicinity thereof to cause carp to leap out of the water for collection on the raft 8.

References

Informative references

Attention is drawn to the following places, which may be of interest for search:

Training or exercise equipment	A01K 15/02
Scaring in general	A01M 29/00
Fish repellents for hydroplants	E02B 1/006
Electric circuits or apparatus specially designed for use in equipment for killing, stunning or guiding living being	H05C

A01K 80/00

Harvesting oysters, mussels, sponges or the like

Definition statement

This place covers:

Drags for catching organisms on or underground, other than normal dragnets having ground-chains or the like.

Devices for scraping mussels poles or oyster tiles etc., also for de-scaling.

Suction harvesting devices for ground-living organisms.

Plankton harvesters, also research purposes.

Marine specimen collectors or samplers.

Dredgers for clams, etc.

Crab catchers.

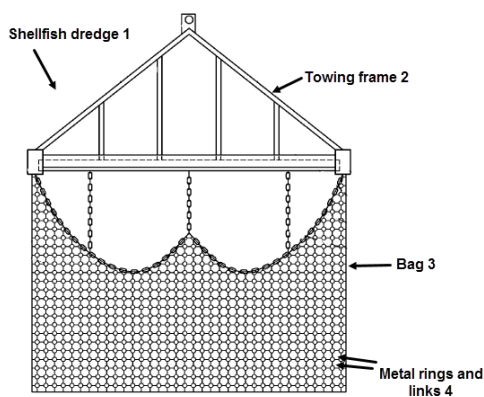
Clam diggers.

Sponge harvesting.

Oyster tongs.

Rakes, for treating oyster ground bottom surface.

Illustrative example of subject matter classified in this group.



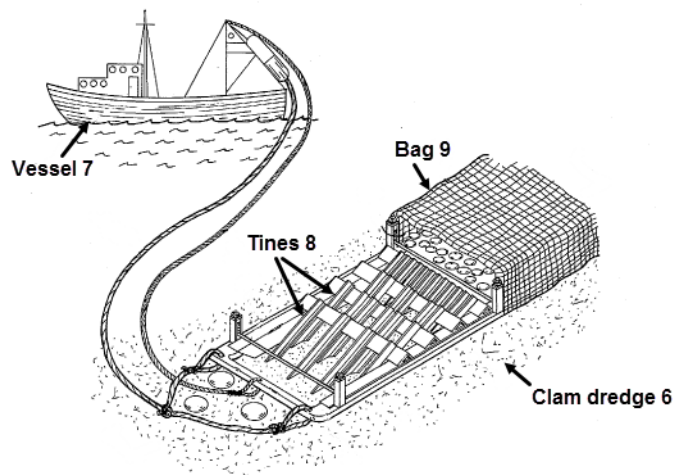
Shellfish dredge 1 has a towing frame 2 and a bag 3 comprising metal rings and links 4 which control the size of shellfish that the bag 3 is capable of holding, wherein the shellfish dredge 1 is towed along

Definition statement

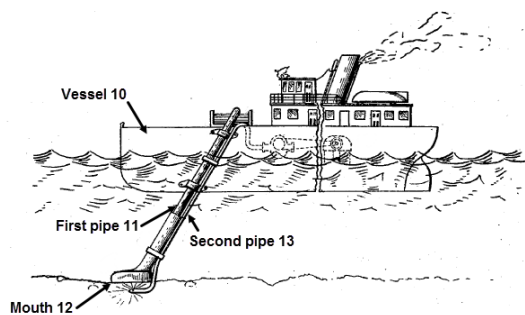
the ocean floor via the towing frame 2 which contacts the ocean floor to cause the shellfish to be collected in the bag 3.



Clam rake 5 is used to penetrate the sand in order to collect shellfish living in the sand.



Clam dredge 6 is towed by vessel 7 along the ocean floor and has tines 8 and a bag 9, wherein the tines 8 cut into the ocean floor to dislodge the shellfish therefrom for collection in the bag 9.



Vessel 10 has a first pipe 11 with a mouth 12 at a lower end thereof and a second pipe 13 which extends along the first pipe 11, wherein the second pipe 13 supplies compressed air to the first pipe 11 at the mouth 12 so as to both disrupt the bottom of the body of water adjacent the mouth 12 for dislodging the shellfish from the bottom of the body of water and cause a rising column of water to form within the first pipe 11 and mouth 12 which transports the shellfish to the vessel 10 via the first pipe 11.

References

Informative references

Attention is drawn to the following places, which may be of interest for search:

Culture of aquatic animals	A01K 61/00
Of bivalves, e.g. oysters or mussels	A01K 61/54
Sorting, grading, counting or marking live aquatic animals	A01K 61/90
Fishing nets	A01K 73/00 , A01K 74/00
Trawling nets	A01K 73/02
Methods or means of catching fish in bulk	A01K 79/00
Cultivation of seaweed or algae	A01G 33/00
Amphibious vehicles	B60F 1/00
Dredgers in general	E02F

A01K 80/005

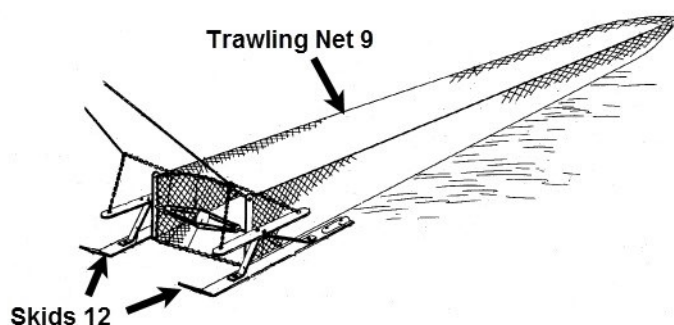
{Sleds running on the bottom for catching ground-living or underground-living aquatic organisms}

Definition statement

This place covers:

Trawling nets with a runner construction for supporting a net during travel along the bottom of the body of water.

Illustrative example of subject matter classified in this group.



Trawling net 9 has a runner construction in the form of a pair of skids 12 which support the trawling net 9 during travel along the bottom of the body of water.

A01K 81/00

Fishing with projectiles (weapons, projectiles other than fish-spears [F41](#), [F42](#))

Definition statement

This place covers:

Harpoons, e.g. fish tag harpoon.

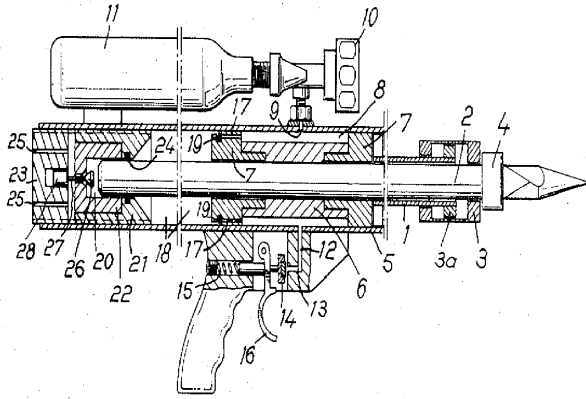
Under water guns, e.g. shark gun. Details therefor, e.g. gun barrel, firing mechanism, etc.

Definition statement

Fishing arrows, archery fish points, etc.

Devices may include explosive head/ projectiles, tranquilizers, etc.

Fish darts, e.g. electric anti-shark dart.



References

Limiting references

This place does not cover:

Weapons, projectiles other than fish-spears	F41 , F42
---	---

A01K 81/04

Fish-spears

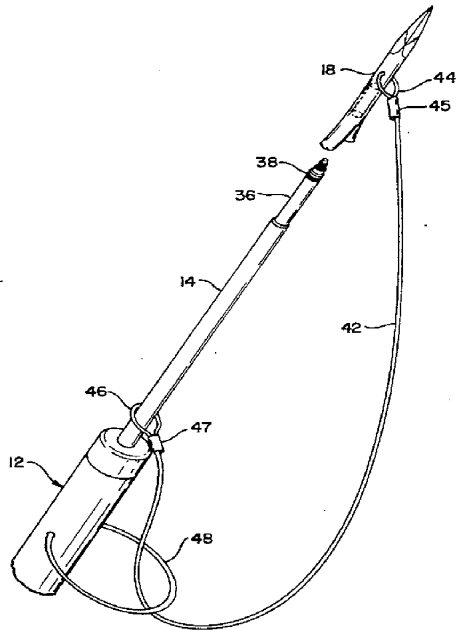
Definition statement

This place covers:

Fish spears, may include electricity, explosive head, etc.

Precision system for releasing e.g. a harpoon.

Arrow heads.



A01K 81/06

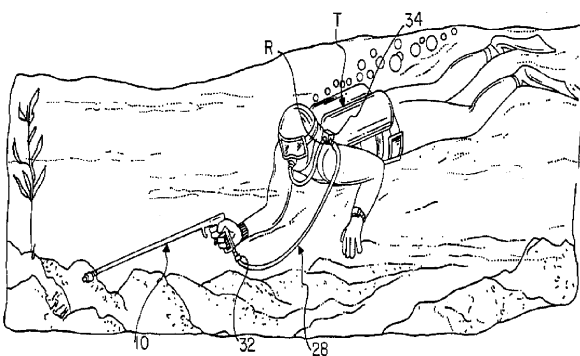
Equipment for hunting fish under water (swimming equipment
[A63B 31/00](#) - [A63B 35/00](#))

Definition statement

This place covers:

Safety guns.

Details therefor, e.g. stretching mechanism for crossbow, special arrow guide in the handle, etc.



References

Limiting references

This place does not cover:

Swimming equipment	A63B 1/00 - A63B 5/00
--------------------	---

A01K 83/00

Fish-hooks

Definition statement

This place covers:

Illustrative example of subject matter classified in this group.



References

Informative references

Attention is drawn to the following places, which may be of interest for search:

Making fish-hooks	B21F 45/12
-------------------	----------------------------

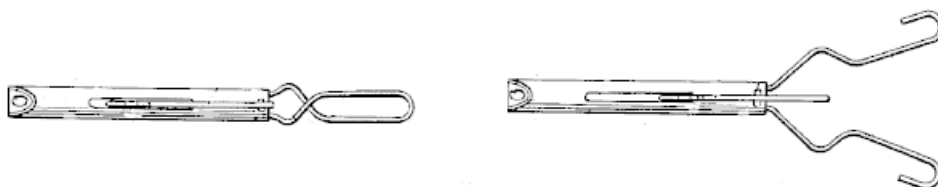
A01K 83/02

Expanding fish-hook assembly

Definition statement

This place covers:

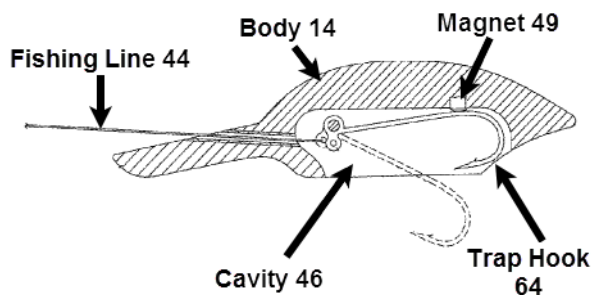
Illustrative example of subject matter classified in this group.



A01K 83/025**{pull-actuated}****Definition statement***This place covers:*

Trap-hooks actuated only by a pull, either from the fish or from the fisherman, or both, and not by a spring or weight.

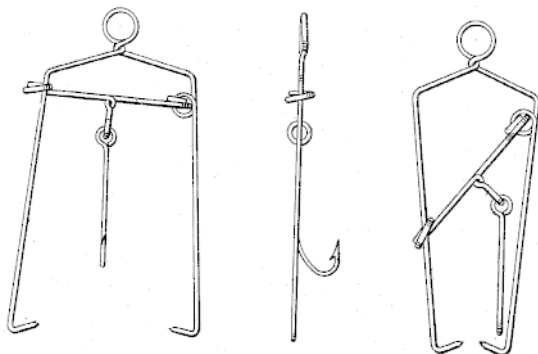
Illustrative example of subject matter classified in this group.



A trap hook 64 is mounted inside a cavity 46 of a body 14 of a fishing lure where it is retained within the cavity 46 by a magnet 49 and one end of fishing line 44 is attached to hook 64 and when the other end of the fishing line 44 is pulled by the fisherman, the trap hook 64 moves to a position outside of the cavity 46 in order to hook the fish.

A01K 83/04**with special gripping arms****Definition statement***This place covers:*

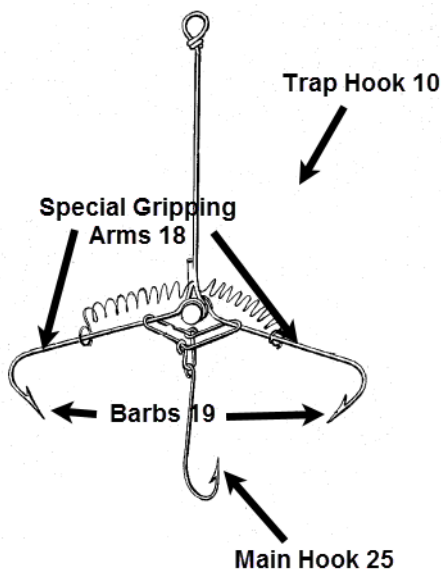
Illustrative example of subject matter classified in this group.



A01K 83/045**{pull-actuated}****Definition statement***This place covers:*

Trap hooks with special gripping arms, wherein the trap hooks are actuated only by a pull, either from the fish or from the fisherman, or both, and not by a spring or weight.

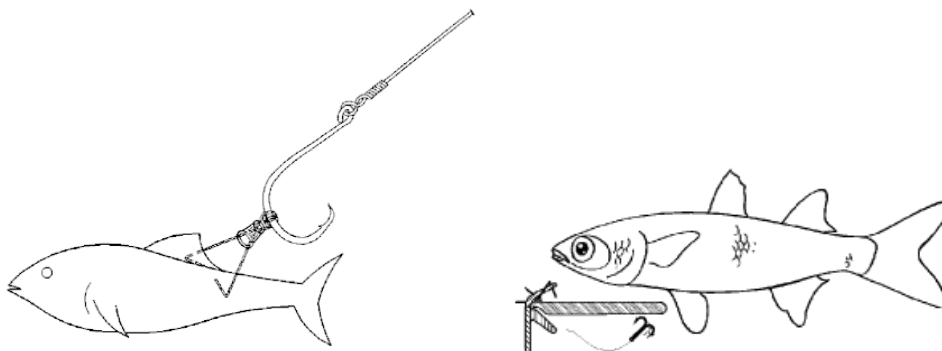
Illustrative example of subject matter classified in this group.



A trap hook 10 has special gripping arms 18 with barbs 19 and a main hook 25, wherein the trap hook 10 is actuated by a pull from the fish upon the main hook 25 which causes the arms 18 with barbs 19 to move toward each other to engage the fish.

A01K 83/06**Devices for holding bait on hooks****Definition statement***This place covers:*

Illustrative example of subject matter classified in this group.



References

Informative references

Attention is drawn to the following places, which may be of interest for search:

Baiting trotlines	A01K 91/18
Holding non-living edible bait on hooks	A01K 97/045

A01K 83/061

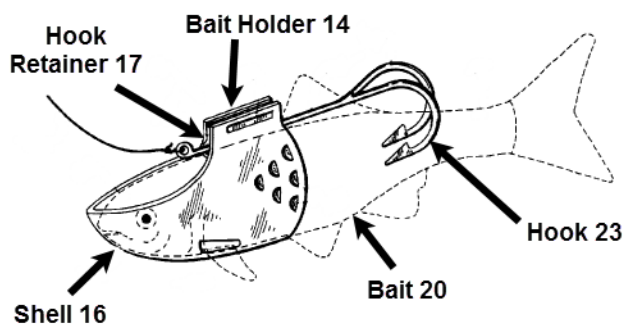
{bait encircling}

Definition statement

This place covers:

Bait holders and retainers in which at least one element substantially encircles the bait and holds the bait and holds or assists in holding the bait on the hook or hook connectors.

Illustrative example of subject matter classified in this group.



Bait holder 14 has shell 16 and hook retainer 17 for connecting the bait holder 14 to hook 23, wherein the shell 16 substantially encircles the bait 20 and holds the bait on the hook 23.

A01K 83/063

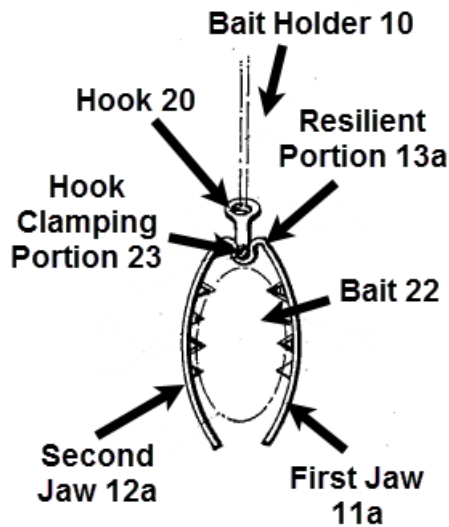
{with opposed gripping jaws}

Definition statement

This place covers:

Bait holders and retainers comprising separable members which receive the bait between them and which are either resiliently biased to closing position clasp the bait or are held in closed relationship by a latch, slide, or other equivalent device.

Illustrative example of subject matter classified in this group.



Bait holder 10 has a first jaw 11a, a second jaw 12a, a resilient portion 13a, and a hook clamping portion 23 for connecting the bait holder 10 to hook 20, wherein the first and second jaws 11a, 12a are biased toward a closing position by resilient portion 13a to receive and hold bait placed between the first and second jaws 11a, 12a.

A01K 83/064

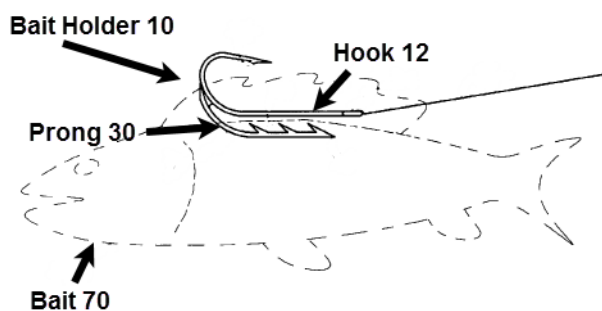
{mounted on, integral with, or rigidly connected to the hook}

Definition statement

This place covers:

Bait holders and retainers comprising a hook which has bait retaining means integral therewith or movably or rigidly mounted thereon, said means usually consisting of a movable hook opposing member, a clasp, a prong, point, or second hook, and the bait having no other support except the fishhook.

Illustrative example of subject matter classified in this group.

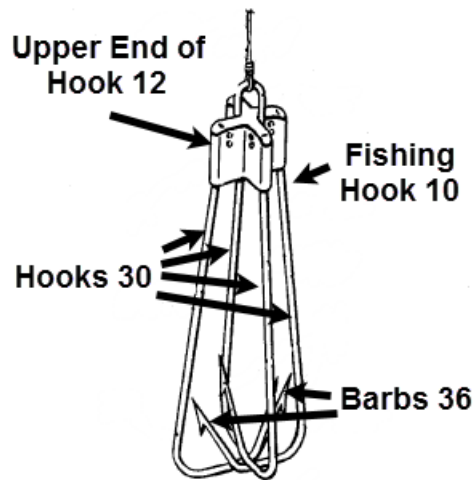


Bait holder 10 has a hook 12 and a prong 30 rigidly mounted on the hook 12, wherein the prong 30 retains bait 70.

A01K 83/066**{Guards, e.g. weedless hooks}****Definition statement***This place covers:*

Fishing hooks with means and arrangements guarding against the catching or snagging of weeds, marine plant growth, submerged logs, etc., constituted, for example, by single and multiple wire elements preceding or adjacent to the hooks and arrangements of multiple hooks to guard each other.

Illustrative example of subject matter classified in this group.

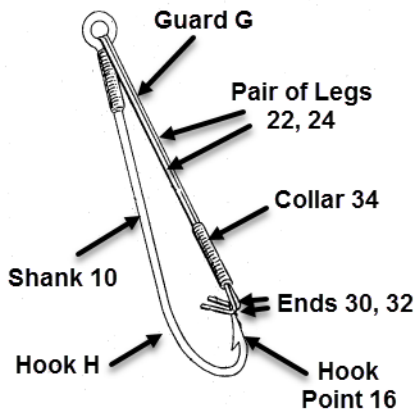


Fishing hook 10 has multiple hooks 30 arranged to guard against snagging by shielding barbs 36 at the lower ends of the hooks 30 with upper ends 12 of the hooks 30.

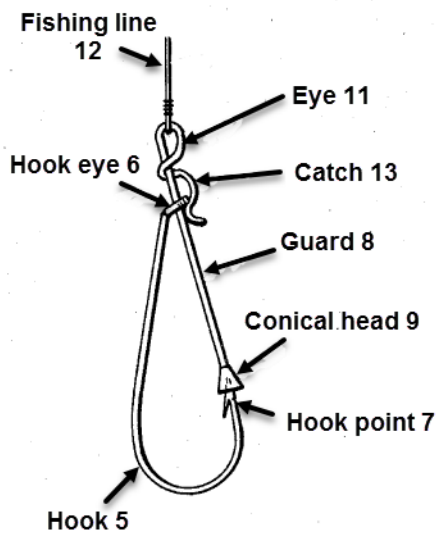
A01K 83/067**{shiftable, collapsible, or line-operated}****Definition statement***This place covers:*

Fishing hooks with weed guarding means (1) constituted by an elastic, collapsible element extending from the shank of the hook to cover the hook point; (2) having a shiftable connection between the guard and the hook allowing them to slide relative to each other on a strike of a fish, or (3) having means whereby the pull on the line operates to shift the guard.

Illustrative example of subject matter classified in this group.



Fishing hook H has a shank 10 and a hook point 16 and a guard G has a pair of legs 22,24 with a collar 34 used to secure ends 30,32 of the legs 21,22 in close spaced relation for releasably engaging the hook point 16 so as to form a shiftable connection between the hook H and the guard G, wherein when an inwardly directed force is applied to the guard G toward the shank 10, such as by a striking fish, it results in the ends 30,32 of the legs 21,22 becoming disengaged from the hook point 16 to thus expose the hook point 16 for hooking the fish.



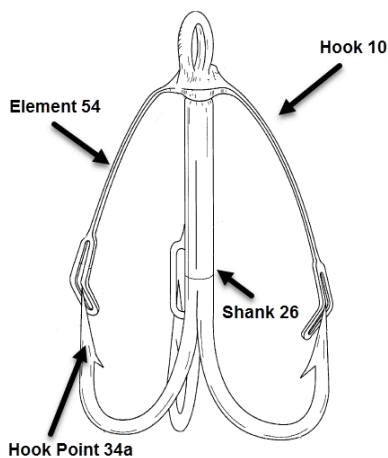
Fishing hook 5 has a hook eye 6 and a hook point 7 and a guard 8 has a conical head 9, a recess 10 for accommodating the hook point 7, an eye 11, and a catch 13, the conical head 9 covers the hook point 7 in a first position and exposes the hook point 7 in a second position for hooking a fish, the catch 13 maintains the conical head 9 in the first position by engaging the hook eye 6, and a fishing line 12 is connected to the eye 11 so that when tension is applied to the fishing line 12 it will result in disengaging the catch 13 from the hook 6 to allow the conical head 9 to move to the second position.

A01K 83/069**{Hook closing}****Definition statement**

This place covers:

Fishing hooks which are guarded against the snagging of weeds, etc., by a single wire or similar element extending from adjacent the shank of the hook to substantially cover or close the point of the hook.

Illustrative example of subject matter classified in this group.



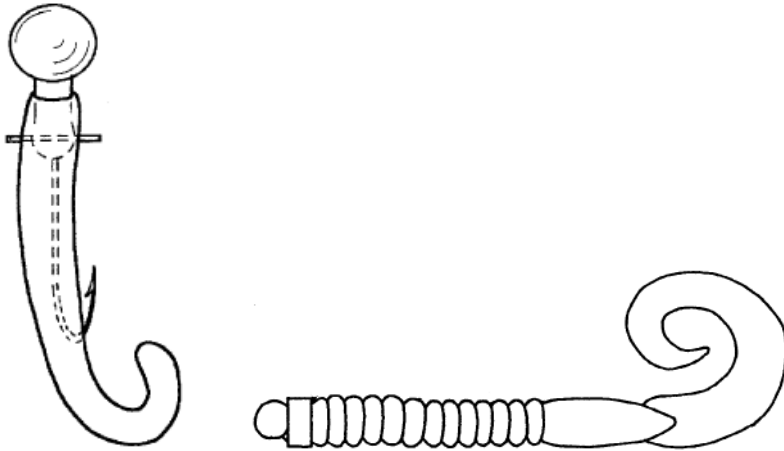
Fishing hook 10 has an element 54 extending from adjacent the shank 26 of the hook to substantially cover the point 34a of the hook.

A01K 85/00**Artificial bait for fishing****Definition statement**

This place covers:

Artificial or imitation baits designed to attract fish and catch or aid in catching fish. Such lures frequently look like, or when moved through the water, take on the appearance of a live bait. Jigheads, soft lures, lures combining several features of subclasses.

Illustrative example of subject matter classified in this group.



References

Informative references

Attention is drawn to the following places, which may be of interest for search:

Device for holding bait on hooks	A01K 83/06
Devices for laying ground-bait, e.g. chum dispensers	A01K 97/02

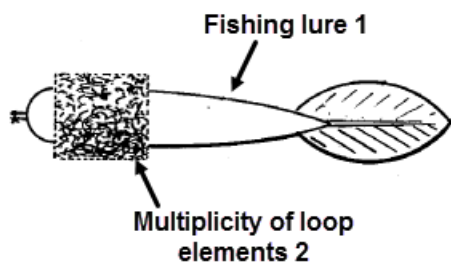
A01K 85/005

{without hooks}

Definition statement

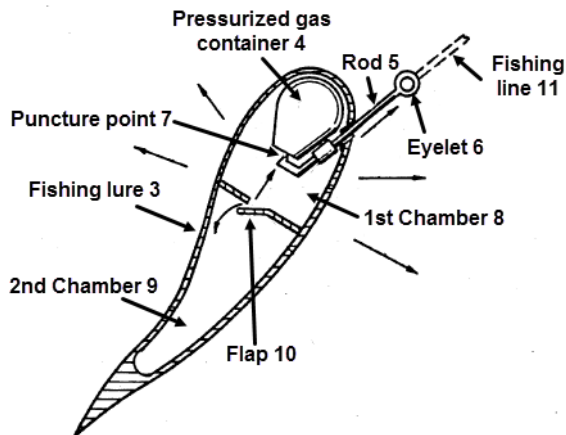
This place covers:

Illustrative example of subject matter classified in this group.



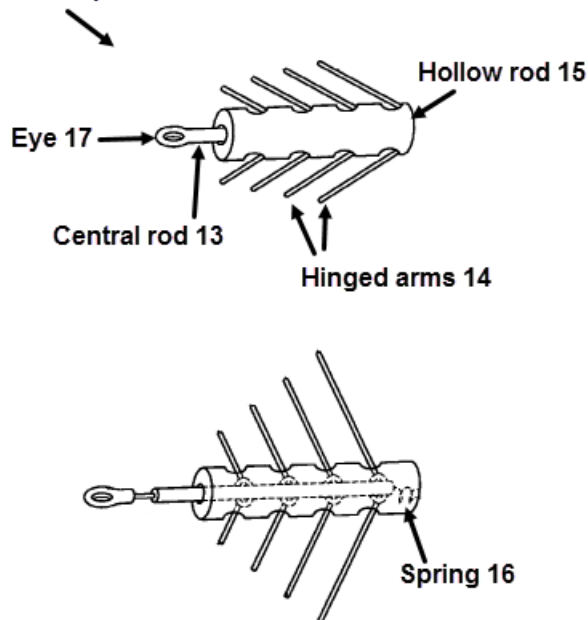
Definition statement

Fishing lure 1 has a multiplicity of loop elements 2, which are engageable with the teeth of a fish to thereby catch the fish.



Fishing lure 3 has a pressurized gas container 4, a rod 5, an eyelet 6 at the upper end of the rod 5, a puncture point 7, a first chamber 8, a second chamber 9, a flap 10, and a fishing line 11 connected to the eyelet 6, wherein when a fish bites the fishing lure 3 and a pull is exerted on both the fishing lure 3 and the fishing line 11, puncture point 7 is driven into the pressurized gas container 4 to release gas into the first chamber 8 and the second chamber 9 to cause the fishing lure 3 to inflate and frictionally engage the inner walls of the fish to thereby catch the fish. In the event that pressurized gas leaks out of the first chamber 8, gas attempting to flow from the second chamber 9 to the first chamber 8 acts against flap 10 to seal the gas in the second chamber 9.

Fish capture device 12



Fish capture device 12 has a central rod 13, hinged arms 14 attached to the central rod 13, a hollow rod 15, a spring 16 attached to one end of the central rod 13 for biasing the central rod 13 away from a closed end of the hollow rod 15 where the spring 16 is located, and an eye 17 attached to the other end of the central rod 13 for connection to a fishing line, wherein when a fish bites upon the fish capture device 12 and a pull is applied to the eye 17 by the fishing line, the central rod 13 and spring 16 cause the hinged arms 14 to move from a retracted position to an expanded position which results in the hinged arms 14 coming into contact with the interior of the mouth of the fish to thereby catch the fish.

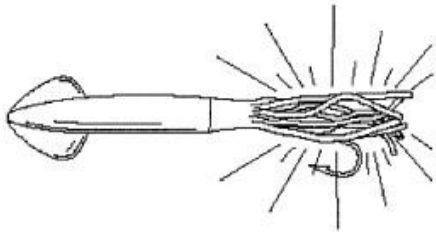
A01K 85/01

with light emission, sound emission, scent dispersal or the like

Definition statement

This place covers:

Illustrative example of subject matter classified in this group.

**References****Informative references**

Attention is drawn to the following places, which may be of interest for search:

Attracting fish with lighting or sound device not attached to fishing line	A01K 97/02
--	----------------------------

A01K 85/011

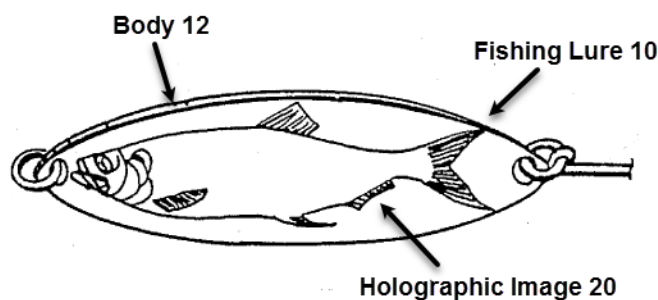
{with ornaments creating visual effects, e.g. colors, patterns}

Definition statement

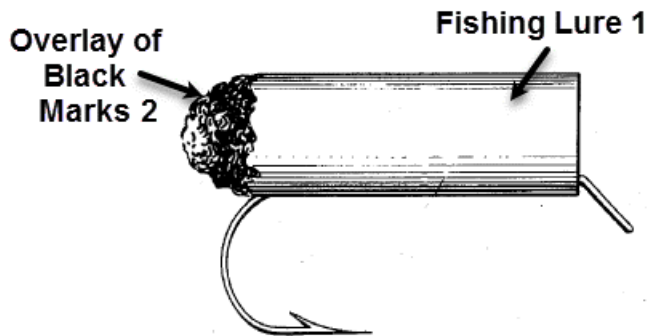
This place covers:

Lures constructed with a special surface or established in various ways for the attraction of fish. Features other than or in addition to the basic subject matter of the group, which comprises a lure body, whether solid, hollow or of sheet material, hook and/or line connections, guards and weights, are included here; e.g., rigid projections such as eyes, feelers, ears, legs, etc., real or artificial skins covering bait bodies, and other surfaces simulating scales etc., reflectors, which are not merely polished lure members, but special materials as wire mesh or shells, and multiple layer effects. Coatings are included only if they cover a reflector or pattern or form a patterned effect.

Illustrative example of subject matter classified in this group.



Fishing lure 10 has a body 12 with a holographic image 20 applied to the body.



Fishing lure 1 simulating a cigarette butt is painted white from end to end with an overlay of black marks 2 simulating the ash end of the butt.

A01K 85/012

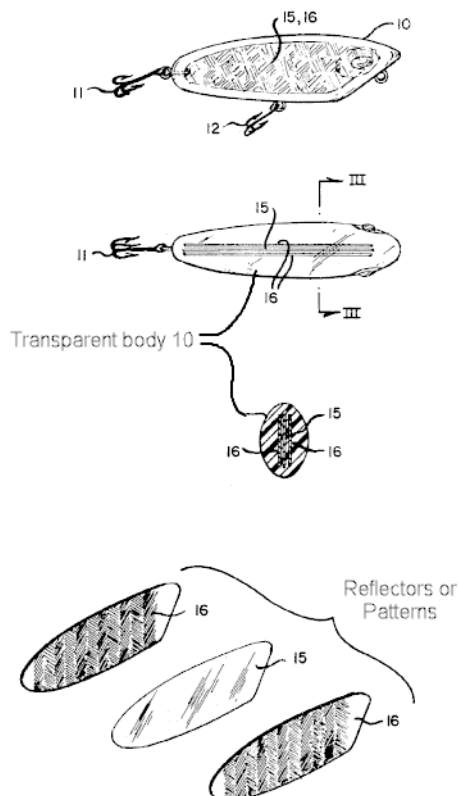
{transparent; including reflectors or patterns}

Definition statement

This place covers:

Lures with a special attracting body or body surface formed by either a transparent coating over an attracting surface or a body made of transparent or translucent material with a backing of reflecting material or patterned to give an attractive effect.

Illustrative example of subject matter classified in this group.



Fishing lure having body 10, (with hooks 11,12) of transparent plastic material with a backing of reflecting material comprising a central birefringent layer 15 comprising cellophane and two polarizing films 16 on each side of the central birefringent layer 15, the central birefringent layer 15 and two polarizing films 16 providing an iridescent flash to attract fish.

A01K 85/013

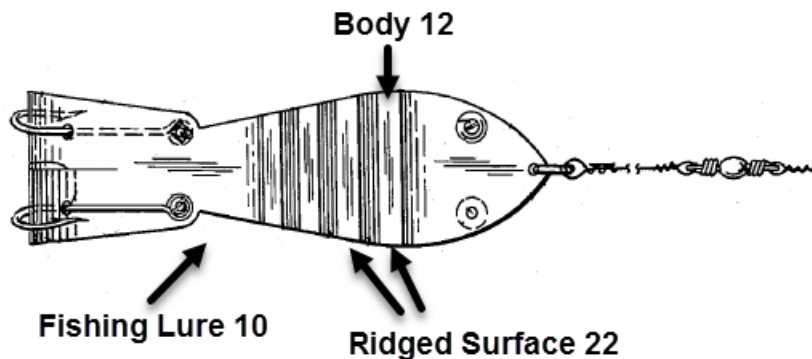
{with projections for simulation and reflecting; with indentations for simulation and reflecting}

Definition statement

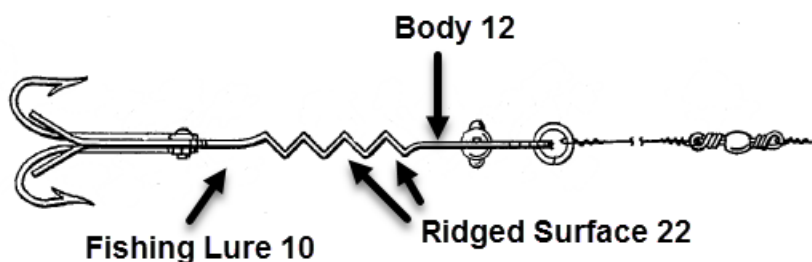
This place covers:

Lures having a body (1) formed with a pitted, roughened, ridged, etc., surface, for attracting fish, usually by imitating the skin of a fish or other live bait or by reflecting light, or (2) provided with indentations or projecting members which may be reflectors or simulations of eyes, feelers, or similar body parts.

Illustrative example of subject matter classified in this group.



Fishing lure 10 has a body 12 with a ridged surface 22 defined by transverse corrugations for attracting fish by reflecting light.



Fishing lure 10 has a body 12 with a ridged surface 22 defined by transverse corrugations for attracting fish by reflecting light.

A01K 85/015

{with light emission}

Definition statement

This place covers:

Devices in the form of an artificial bait or lure wherein the light source is in or on the lure.

A01K 85/017

{with sound emission}

Definition statement

This place covers:

Lures having (1) means producing a noise during the passage of the bait through the water, or (2) material loosely confined on or in the body to shift during movement of the bait, usually to produce a sound effect.

A01K 85/018

{with scent dispersal}

Definition statement

This place covers:

Lures which give off, in their passage through the water, an attracting scent material originally contained within or on the body.

A01K 85/019

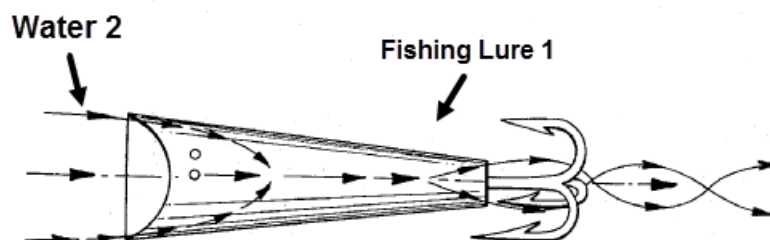
{with water passage}

Definition statement

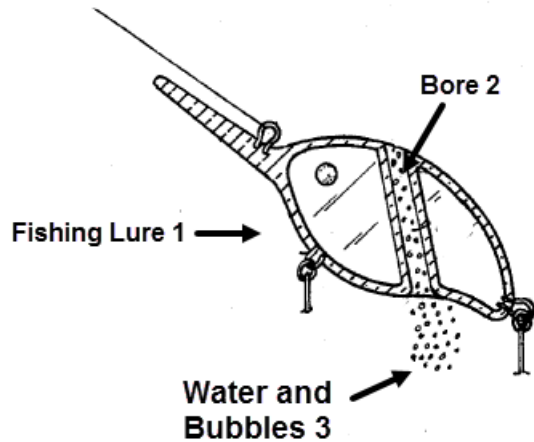
This place covers:

Lures having an inlet and outlet for the passage therethrough of water through which the lure is moving.

Illustrative example of subject matter classified in this group.



Fishing lure 1 is a hollow body which allows water 2 to flow there through.



Fishing lure 1 has a bore 2 through which water and bubbles 3 will pass as the fishing lure is moved forwardly through the water.

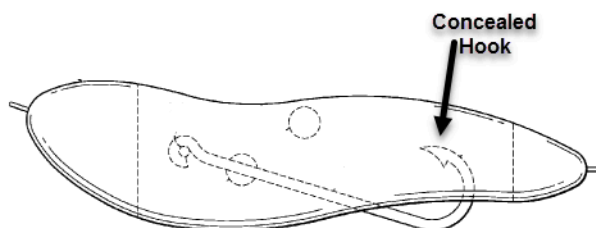
A01K 85/02

with means for concealing or protecting hooks, e.g. to prevent entanglement with weeds

Definition statement

This place covers:

Illustrative example of subject matter classified in this group.



A01K 85/021

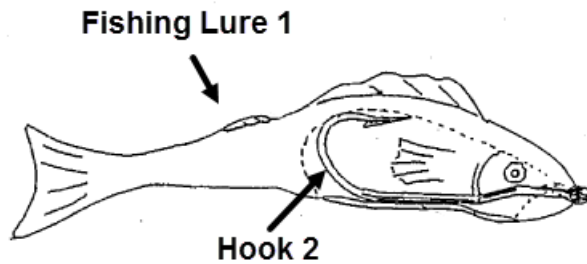
{flexible bodies housing or guarding hooks}

Definition statement

This place covers:

Lures which are made of a flexible material and which either house the hook or protect it by preceding and/or shielding the hook points or barbs. The bait is compressible or collapsible to allow fish to take the hook.

Illustrative example of subject matter classified in this group.



Fishing lure 1 is made from a flexible material and houses the hook 2.

A01K 85/022

{with guards}

Definition statement

This place covers:

Lures with means or arrangements for guarding the body or the hook or both, against the catching or snagging of weeds, marine plant growth, submerged logs, or for non-use, constituted either by multiple hooks arranged to guard each other or by the relation of the lure body to the hook or by wire or other projecting or opposed elements protecting the lure body, hook or hook points.

A01K 85/023

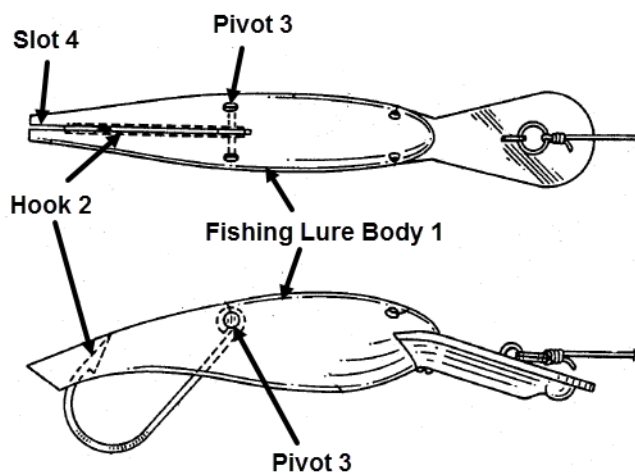
{Hooks housed within lure body or guarded by lure body}

Definition statement

This place covers:

Ridge lures with a weed guard element for the attached hooks constructed so the hook or hook point is guarded by being housed within or located adjacent to a slot or depression in a lure body. The hooks are either loosely or flexibly attached so they can impale the fish upon its strike.

Illustrative example of subject matter classified in this group.



Fishing lure body 1 has a hook 2 which is loosely attached at pivot 3, wherein the hook 2 is guarded by being housed within a slot 4 in the fishing lure body 1.

A01K 85/024

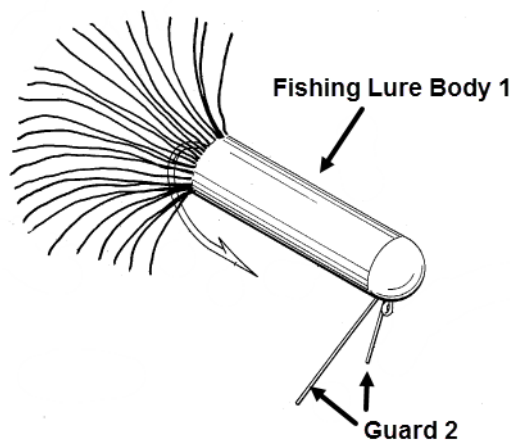
{projecting out from the lure body}

Definition statement

This place covers:

Lures with weed guard elements projecting outwardly from the lure body to guard the hooks or body and hooks against vegetation or fend the lures from obstructions.

Illustrative example of subject matter classified in this group.



Fishing lure body 1 has a guard 2 projecting outwardly from the lure body 1.

A01K 85/025

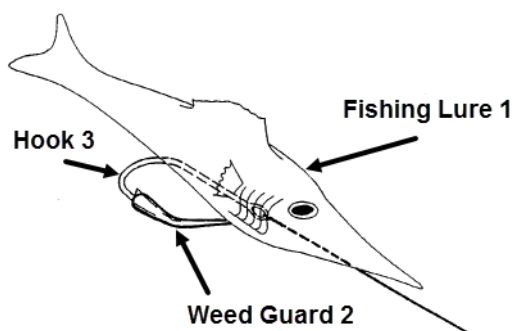
{Hook point closing or covering}

Definition statement

This place covers:

Lures, with weed guards formed by elements projecting from a point forward of the hook point, and which substantially close or cover the point of the hook.

Illustrative example of subject matter classified in this group.



Fishing lure 1 has a weed guard 2 that projects from a point forward of the point of a hook 3 so as to substantially close or cover the point of the hook 3.

A01K 85/026

{with trap hooks}

Definition statement

This place covers:

Lures having at least one hook or hook-like device mounted on a base or supporting part in a non-hooking or housed position for movement relative thereto to hooking position and including means for causing the relative motion. The motion causing means may comprise hooks biased to operative position and having catch or other releasable means holding the hook in inoperative position.

A01K 85/027

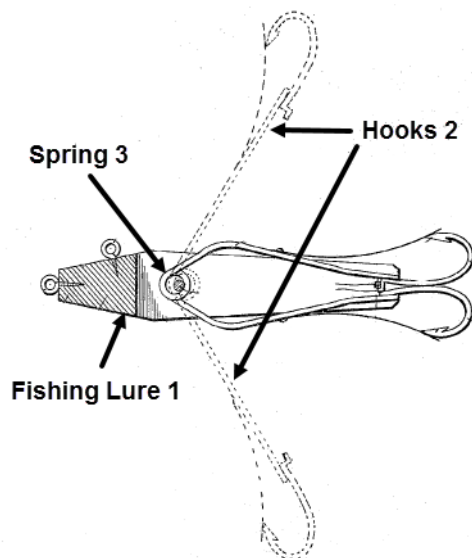
{expanding}

Definition statement

This place covers:

Lures having spring-actuated trap-hooks comprising two or more hooks normally held close together and tending to spread apart from each other to snag or catch a fish biting at the same.

Illustrative example of subject matter classified in this group.

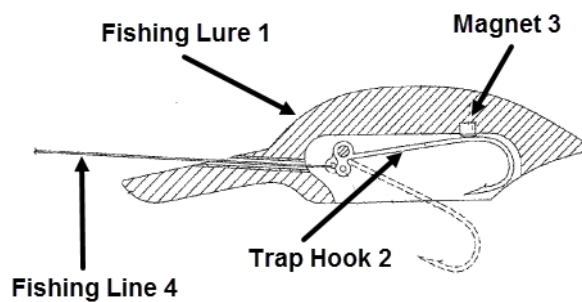


Fishing Lure 1 comprises two hooks 2 which are biased away from each other by a spring 3, wherein the hooks 2 are normally held close together as shown in the solid line position of the hooks 2 and which spread apart from each other to snag or catch a fish biting at the same time as shown in phantom line position of the hooks 2.

A01K 85/028**{pull-actuated}****Definition statement***This place covers:*

Fishing lures having trap-hooks actuated only by a pull, either from the fish or from the fisherman, or both, and not by a spring or weight.

Illustrative example of subject matter classified in this group.

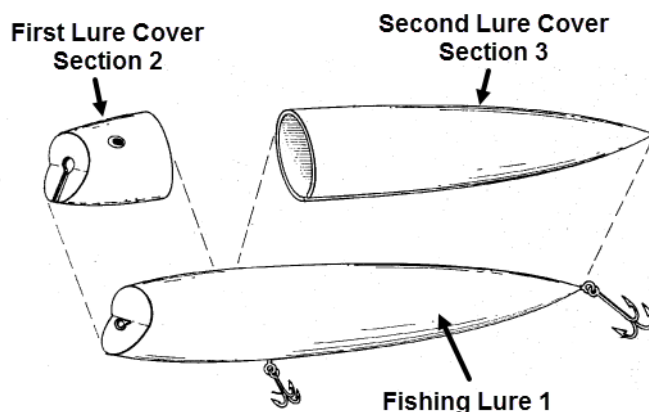


Fishing lure 1 has a trap hook 2 which is normally held inside the Fishing lure 1 by magnet 3, wherein the trap hook 2 is actuated by a pull on the fishing line 4 to cause the trap hook 2 to move externally of the fishing lure 1 to thereby hook a fish.

A01K 85/029**{Interchangeable body parts}****Definition statement***This place covers:*

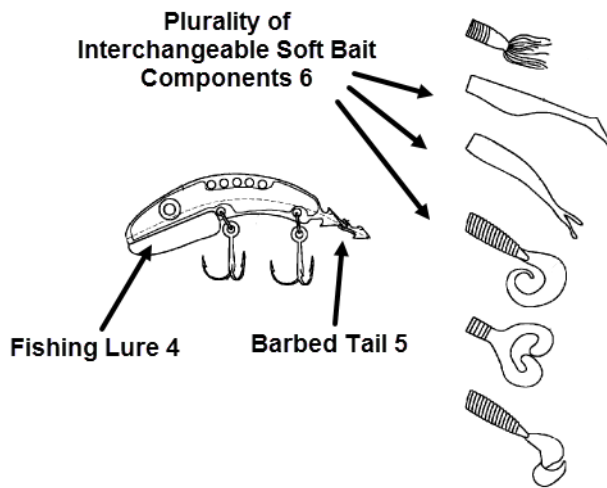
Lures which have interchangeable lure parts for the substitution of parts of different form, color, etc., or means permitting ready interchange of such parts. Disconnectable or shiftable body parts for the attachment of various attracting elements and bodies with multiple covers which are removable and expendable are included.

Illustrative example of subject matter classified in this group.



Definition statement

Fishing lure 1 has a first lure cover section 2 and a second lure cover section 3 which may be removably mounted on the fishing lure 1 in order to change the exterior appearance of the fishing lure 1 by exchanging various cover sections having different colors or appearances.



Fishing lure 4 has a barbed tail 5 to which any one of a plurality of interchangeable soft bait components 6 may be attached to in order to change the appearance of the fishing lure 4.

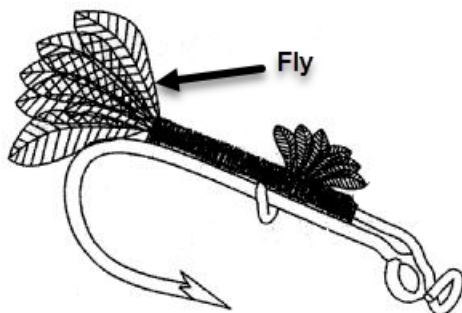
A01K 85/08

Artificial flies

Definition statement

This place covers:

Illustrative example of subject matter classified in this group.



References

Informative references

Attention is drawn to the following places, which may be of interest for search:

Fishing fly tying devices	A01K 97/26
Vice adapted for fly tying	A01K 97/28

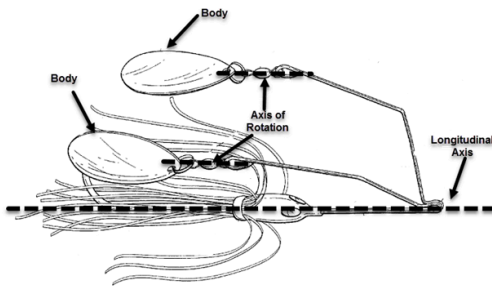
A01K 85/10

with at least one flat rotating body having its axis of rotation substantially non-coincident with the longitudinal axis of the body {, e.g. spinners}

Definition statement

This place covers:

Illustrative example of subject matter classified in this group.



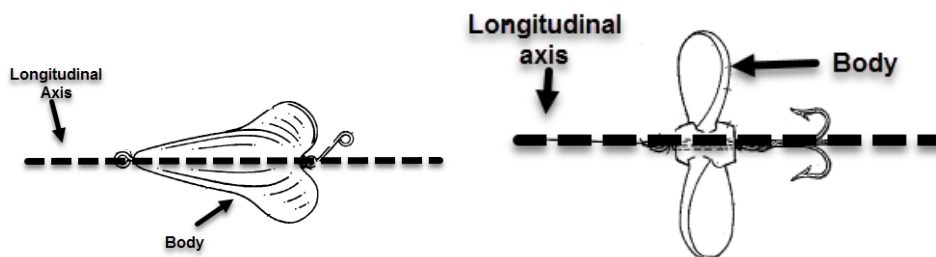
A01K 85/12

comprising a body rotating around its longitudinal axis, e.g. devons

Definition statement

This place covers:

Illustrative example of subject matter classified in this group.



A01K 85/122

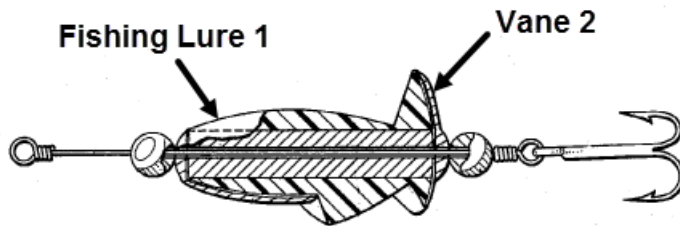
{the body being of the vane type with a cross-section forming an area rather than a line when viewed perpendicularly to the axis of rotation}

Definition statement

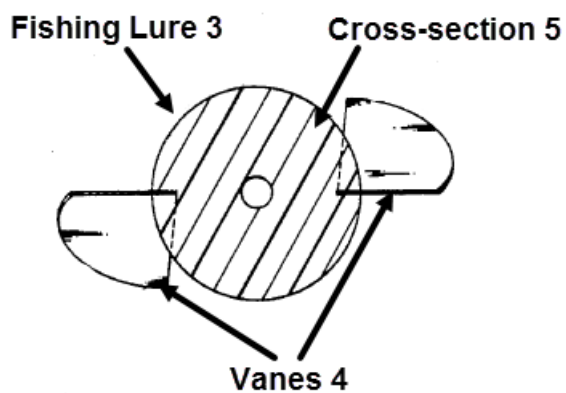
This place covers:

Lures having rotating bodies of vane type whose cross-section forms an area rather than a line when viewed perpendicularly to the axis of rotation.

Illustrative example of subject matter classified in this group.



Fishing lure 1 comprises a rotating body 2 of vane type having a cross-section which forms an area rather than a line when viewed perpendicularly to the axis of rotation.



Fishing lure 3 comprises a rotating body with vanes 4 and which has a cross-section which forms an area rather than a line when viewed perpendicularly to the axis of rotation.

A01K 85/125

{the body being of the vane type with a cross-section forming a line rather than an area when viewed perpendicularly to the axis of rotation}

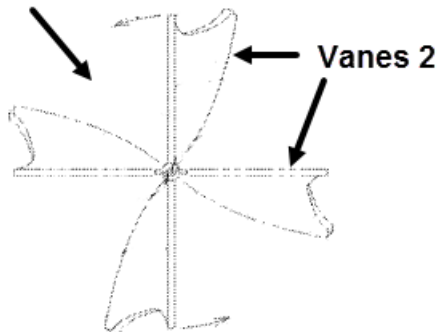
Definition statement

This place covers:

Lures having rotating bodies of vane type whose cross-section forms a line rather than an area when viewed perpendicularly to the axis of rotation.

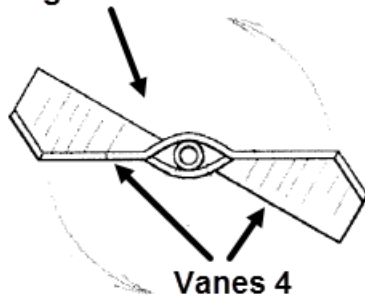
Illustrative example of subject matter classified in this group.

Fishing Lure 1



Fishing lure 1 comprises a rotating body with vanes 2, wherein the fishing lure 1 has a cross-section which forms a line rather than an area when viewed perpendicularly to the axis of rotation.

Fishing Lure 3



Fishing lure 3 comprises a rotating body with vanes 4, wherein the fishing lure 3 has a cross-section which forms a line rather than an area when viewed perpendicularly to the axis of rotation.

A01K 85/128

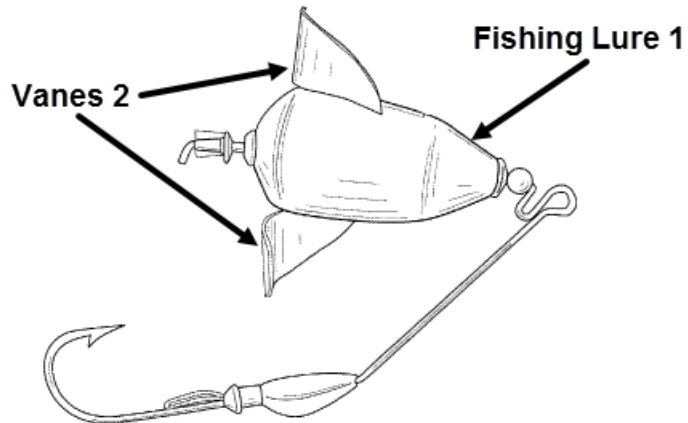
{with spiral or oppositely directed vanes}

Definition statement

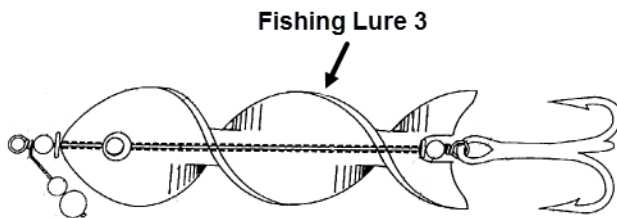
This place covers:

Lures in which the body is caused to rotate either by vanes or blades turned oppositely thereon or by reason of the spiral shape of the body.

Illustrative example of subject matter classified in this group.



Fishing lure 1 comprises a rotating body with vanes 2 that are turned oppositely thereon.



Fishing lure 3 comprises a rotating body with a spiral shape.

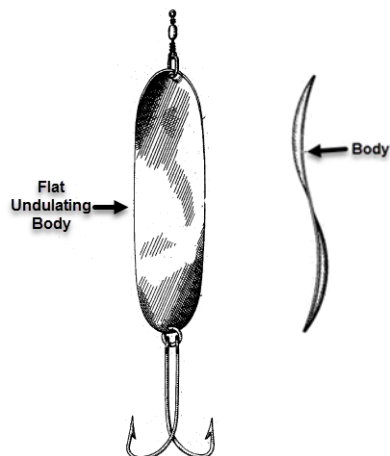
A01K 85/14

with flat, or substantially flat, undulating bodies, e.g. spoons

Definition statement

This place covers:

Illustrative example of subject matter classified in this group.



A01K 85/143

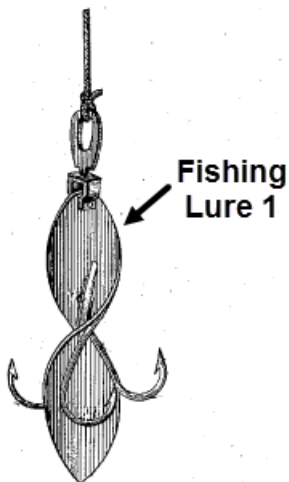
{with spiral or oppositely directed vanes that are non rotatable with respect to the lure body}

Definition statement

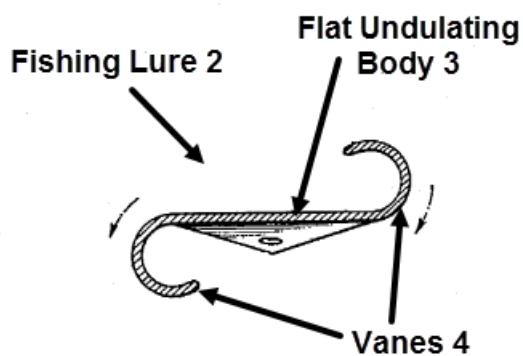
This place covers:

Lures with flat, or substantially flat, undulating bodies with spiral or oppositely directed vanes that are non-rotatable with respect to the lure bodies.

Illustrative example of subject matter classified in this group.



Fishing lure 1 has a spiral shape.

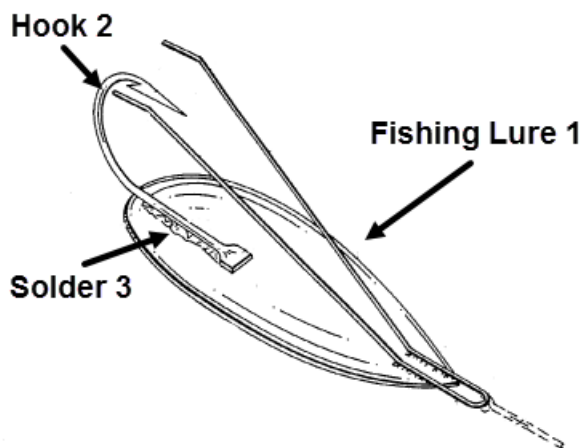


Fishing lure 2 comprises a flat undulating body 3 with oppositely directed vanes 4.

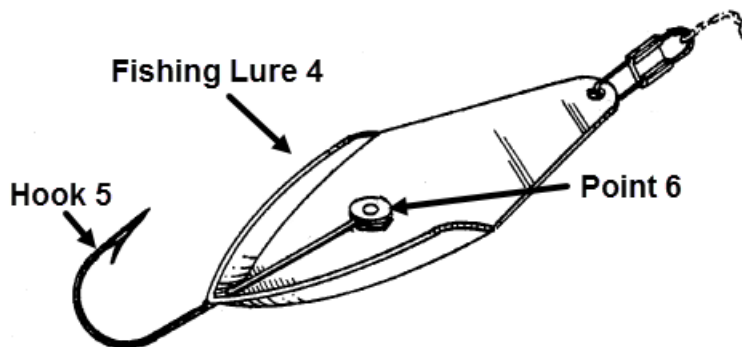
A01K 85/147**{non-marginal hook attachments; non-pivoted hook attachments}****Definition statement***This place covers:*

Lures in which the hook or hooks are attached rigidly or for non-pivoted movement, or in which the hook or hooks are attached at a point inward from the margin of the spoon.

Illustrative example of subject matter classified in this group.



Fishing lure 1 has a hook 2 which is rigidly attached by solder 3.



Fishing lure 4 is a spoon which has a hook 5 which is rigidly attached at a point 6 inward from the margin of the spoon.

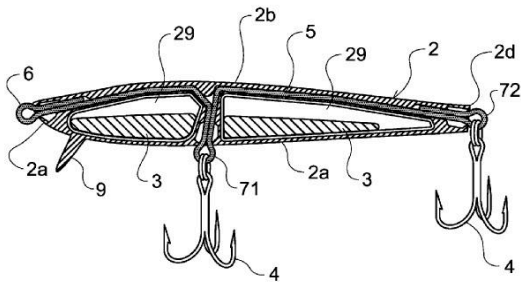
A01K 85/16

with other than flat, or substantially flat, undulating bodies, e.g. plugs

Definition statement

This place covers:

Illustrative example of subject matter classified in this group.

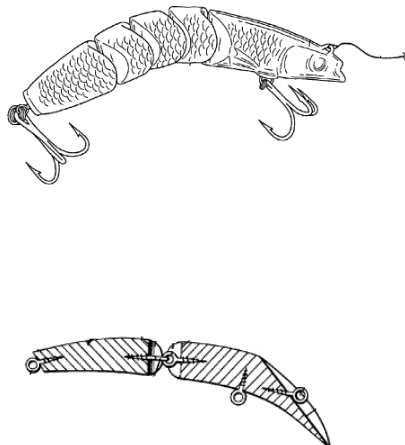
**A01K 85/18**

in two or more pieces

Definition statement

This place covers:

Illustrative example of subject matter classified in this group.

**A01K 85/1803**

{with a diving vane or lip}

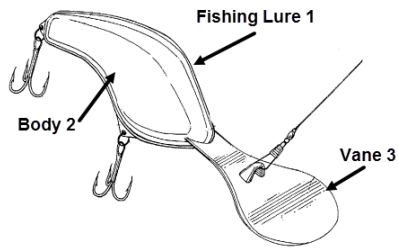
Definition statement

This place covers:

Lures in which the body has rigidly attached sheet material plates or diving vanes or lips for diving, guiding, etc.

Definition statement

Illustrative example of subject matter classified in this group.



Fishing lure 1 comprises a body 2 having a rigidly attached vane 3 for causing the fishing lure 1 to dive when retrieved.

A01K 85/1807

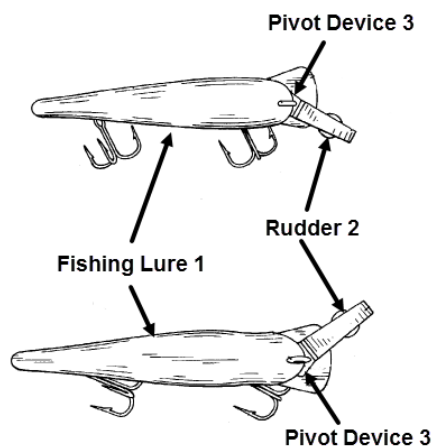
{with an automatically movable directing vane}

Definition statement

This place covers:

Lures having vanes, bodies or body parts operated by continuous movement through the water to swing or flex from side to side by the pressure of the water on them each time the lure changes its direction, causing the lure to turn immediately in the opposite direction, the lure being thereby given a wobbling motion. The directing member may be either a pivotally connected vane or a flat member pivotally mounted at or near its ends so that the center part is flexed back and forth.

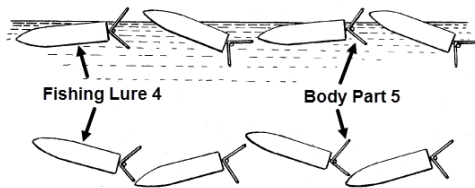
Illustrative example of subject matter classified in this group.



Fishing lure 1 has a rudder 2 which is connected to the body of the fishing lure 1 by a pivot device 3, wherein the rudder 2 is operated by continuous movement through the water to swing from side to

Definition statement

side by the pressure of the water on the rudder 2 which causes the fishing lure 1 to turn in opposing directions.



Fishing lure 4 has a body part 5 that is pivotally connected to the body of the fishing lure 4, wherein the body part 5 is operated by continuous movement through the water to swing or flex from side to side by the pressure of the water on the body part 5 each time the fishing lure 4 changes its direction, causing the fishing lure 4 to turn immediately in the opposite direction to thereby give a wobbling motion.

A01K 85/1811

{flexible or with flexible appendages, e.g., worms}

Definition statement

This place covers:

Lures in which either the entire body or a body appendage is made of a flexible material.

A01K 85/1813

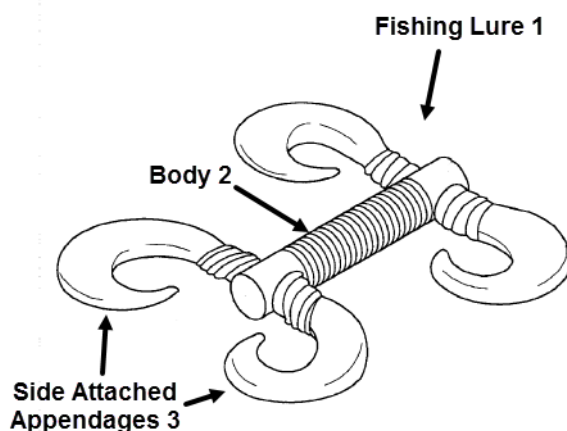
{Bodies with plural side-attached flexible appendages}

Definition statement

This place covers:

Lures comprising a body with plural flexible elements or appendages attached intermediate its ends.

Illustrative example of subject matter classified in this group.

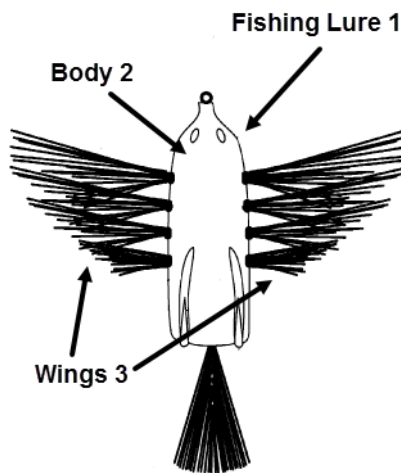


Fishing lure 1 comprises a body 2 with plural flexible side attached appendages 3 attached intermediate the ends of the fishing lure 1.

A01K 85/1817**{for simulating wings}****Definition statement***This place covers:*

Lures comprising a body with plural flexible elements or appendages attached intermediate its ends which are for simulating wings.

Illustrative example of subject matter classified in this group.

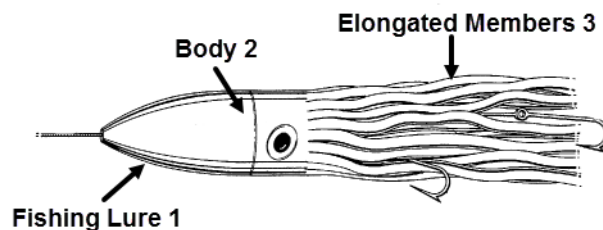


Fishing lure 1 comprises a body 2 with plural side attached appendages which simulate wings 3.

A01K 85/1821**{Bodies with trailing flexible appendages}****Definition statement***This place covers:*

Lures comprising a body having one or more elongated members of flexible material at or near its rear end to be trailed rearwardly in its passage through the water.

Illustrative example of subject matter classified in this group.

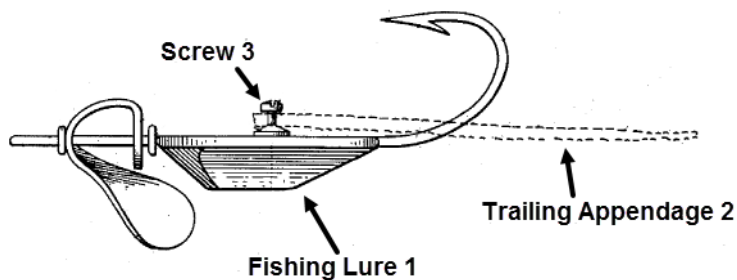


Fishing lure 1 comprises a body 2 with elongated members 3 of flexible material at its rear end to be trailed rearwardly in its passage through the water.

A01K 85/1823**{detachable}****Definition statement***This place covers:*

Lures, having trailing appendages in the form of detachable, flexible strips of material, such as a pork rind.

Illustrative example of subject matter classified in this group.

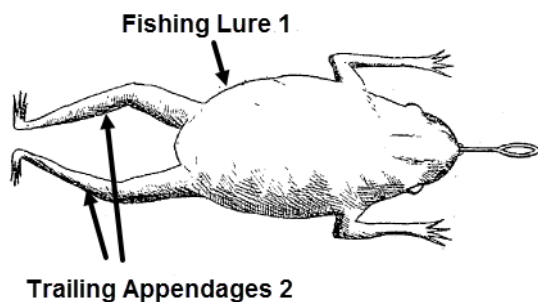


Fishing lure 1 comprises a trailing appendage 2 which is detachable from the fishing lure 1 via a screw 3.

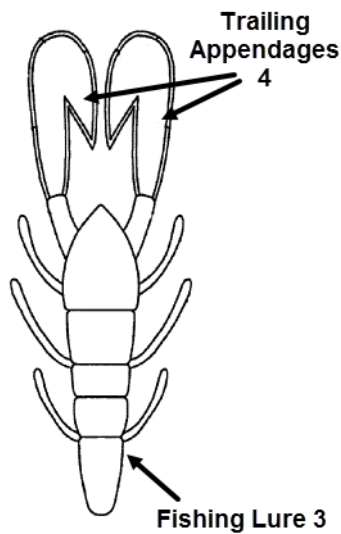
A01K 85/1827**{Two rearwardly directed appendages, e.g. for simulating frogs}****Definition statement***This place covers:*

Lures comprising a body with two flexible, trailing appendages, usually simulating a frog.

Illustrative example of subject matter classified in this group.



Fishing lure 1 comprises two trailing appendages 2 so as to simulate a frog.



Fishing lure 3 comprises two trailing appendages 4 which simulate a crayfish.

A01K 85/1831

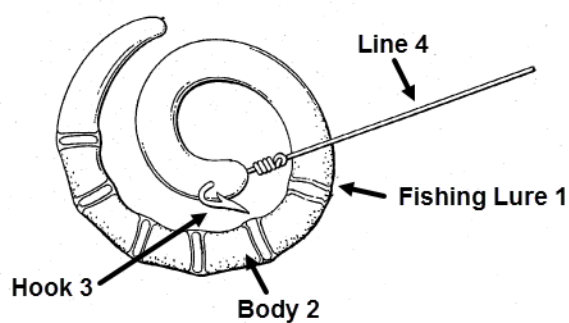
{mounted on hooks}

Definition statement

This place covers:

Lures formed by a body mounted solely on a hook, the hook being directly connected to the line or to a leader connected to the line.

Illustrative example of subject matter classified in this group.

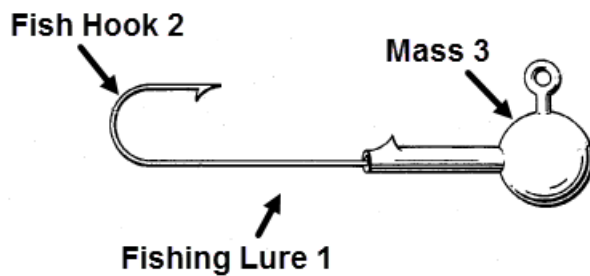


Fishing lure 1 comprises a body 2 mounted solely on a hook 3 which is directly connectable to the line 4.

A01K 85/1833**{Jig head lures}****Definition statement***This place covers:*

Lures comprising a fish hook with a weighting mass molded or formed about a portion of the hook, usually at the forward end of the fish hook.

Illustrative example of subject matter classified in this group.

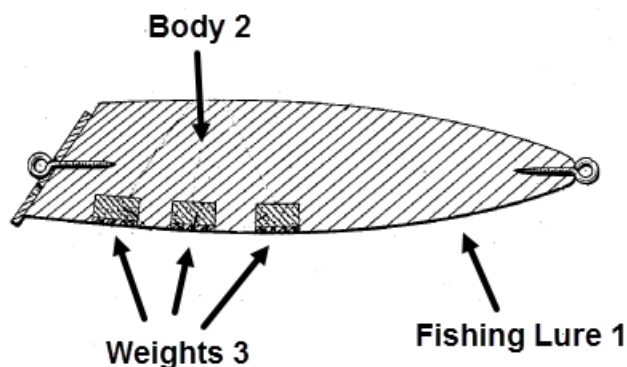


Fishing lure 1 comprises a fish hook 2 with a mass 3 molded or formed about a forward portion of the fish hook 2.

A01K 85/1837**{weighted}****Definition statement***This place covers:*

Lures which have weights as components of or additions to the body of the lure, for reasons such as balance, diving, etc.

Illustrative example of subject matter classified in this group.

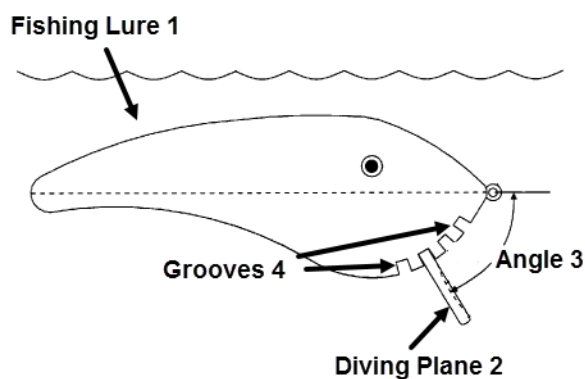


Fishing lure 1 comprises a body 2 having weights 3 placed along an underside of the body 2 so as to balance the fishing lure 1 in an upright orientation during use and to increase the overall weight of the fishing lure 1 so as to cause the fishing lure 1 to dive to deeper depths.

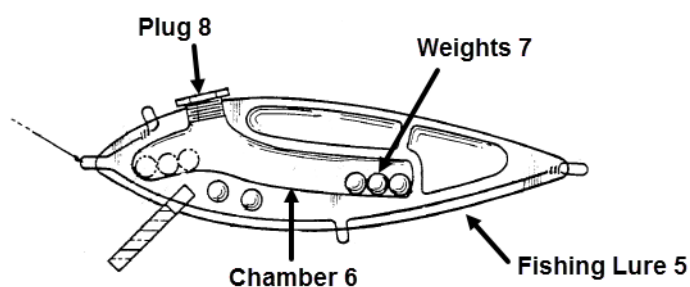
A01K 85/1841**{with adjustable direction or buoyancy control}****Definition statement***This place covers:*

Lures with directing parts, buoyancy devices or line connections adjustable to vary the path of the bait through the water. Diving, guiding, depth below the surface, etc., may be affected. The adjustments are made manually when the lure is not in the water. Hollow bodies containing variable weights, valved hollow bodies into which air or water may be introduced, and adjustable vanes or other directing means are included.

Illustrative example of subject matter classified in this group.



Fishing Lure 1 comprises a diving plane 2 mounted at the forward end of the fishing lure 1, wherein the angle 3 of the diving plane 2 may be adjusted by positioning the diving plane 2 within a selected one of grooves 4, resulting in the control of the depth and angle at which the fishing lure 1 will dive as it is retrieved in the water.

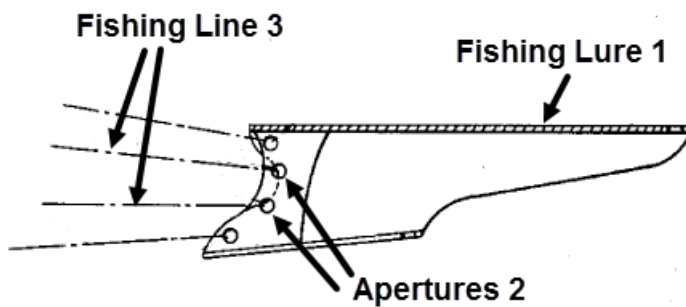


Fishing lure 5 comprises a buoyancy affecting chamber 6 which receives weights 7 for providing ballast to the fishing lure 5, wherein the chamber can be accessed by a plug 8 to allow the user to either add or remove the weights 7 from the chambers 6 to thereby adjust the overall buoyancy of the fishing lure 5.

A01K 85/1843**{Selective or shiftable lure to line connections}****Definition statement***This place covers:*

Lures having an adjustable connection for the line.

Illustrative example of subject matter classified in this group.

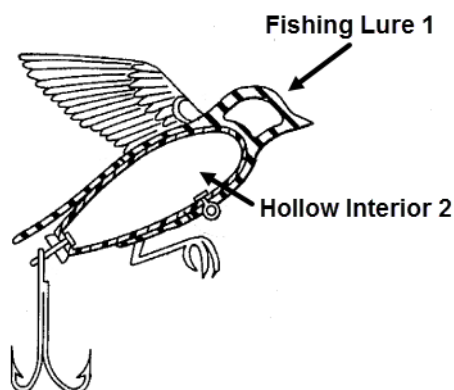


Fishing lure 1 has a plurality of apertures 2 at a forward end thereof, wherein the fishing line 3 may be selectively connected to any one of the apertures 2 so as to control the angle and depth at which the fishing lure 1 will travel as it is retrieved.

A01K 85/1847**{Hollow bodies}****Definition statement***This place covers:*

Lures constructed with a hollow interior for various reasons, such as buoyancy, materials and methods of construction, etc.

Illustrative example of subject matter classified in this group.

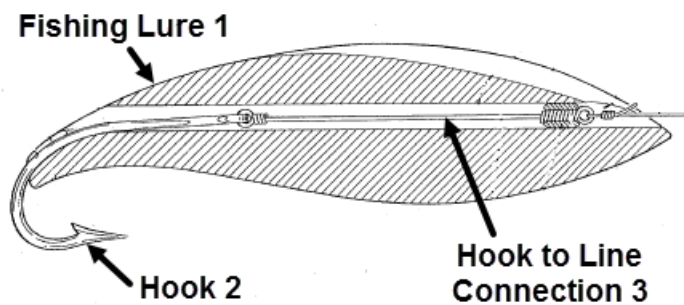


Fishing lure 1 has a hollow interior 2 for providing buoyancy to the fishing lure 1 so that it floats in water.

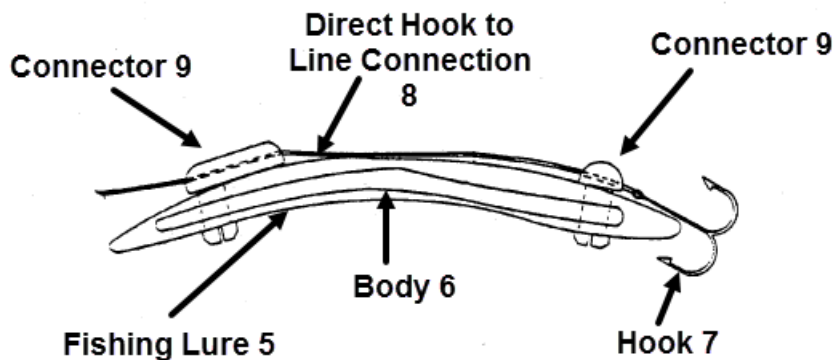
A01K 85/1851**{with hook and line connections extending through or along the body}****Definition statement***This place covers:*

Lures having a direct hook to line connection which either passes through the body of the lure or is fixedly attached along the length of the body.

Illustrative example of subject matter classified in this group.



Fishing lure 1 comprises a body, a hook 2 and a direct hook to line connection 3 that passes through the body of the fishing lure 1.

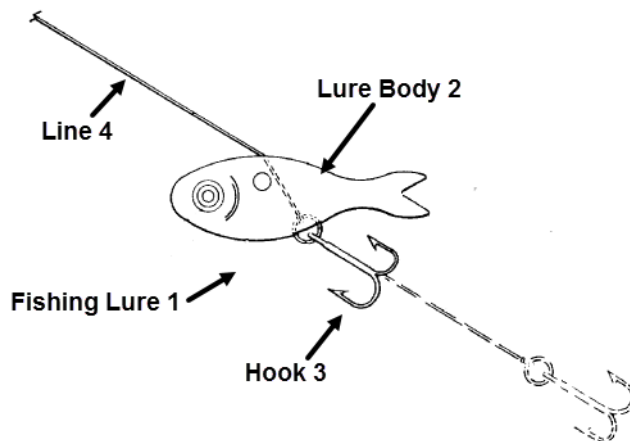


Fishing lure 5 comprises a body 6, a hook 7 and a direct hook to line connection 8 that is fixedly attached along the length of the body by connectors 9.

A01K 85/1853**{Lure slidable on line}****Definition statement***This place covers:*

Lures loosely and slidably mounted on the line or hook and line connector to allow the lure body to move away from the hook or hooks.

Illustrative example of subject matter classified in this group.



Fishing Lure 1 comprises a body 2 and a hook 3, wherein the fishing lure 1 is slidably mounted on line 4 to allow the lure body 2 to move away from the hook 3.

A01K 85/1857

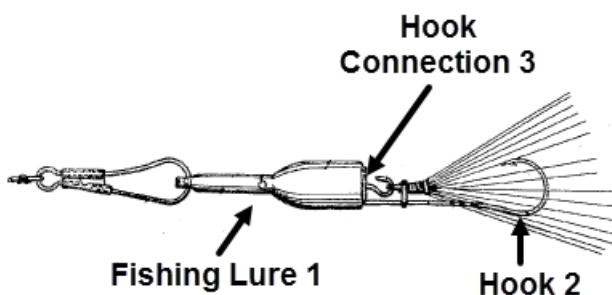
{with a hook to line connection interlocked by the lure}

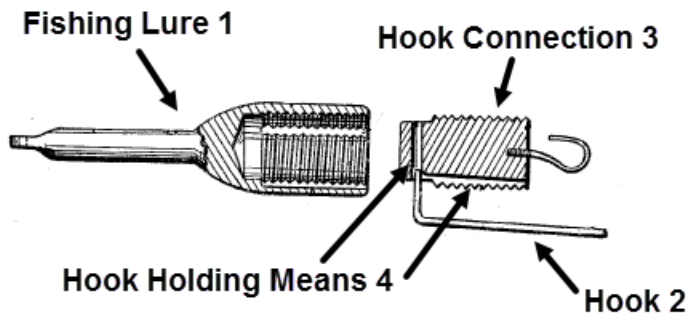
Definition statement

This place covers:

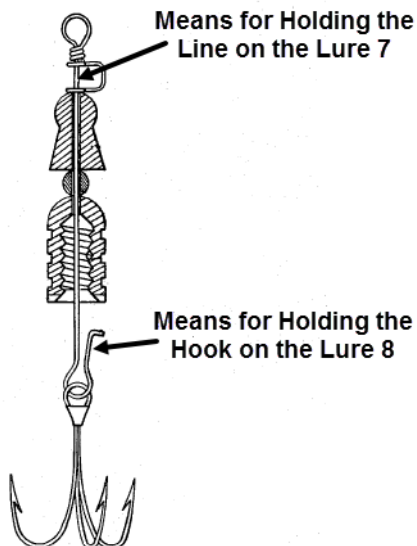
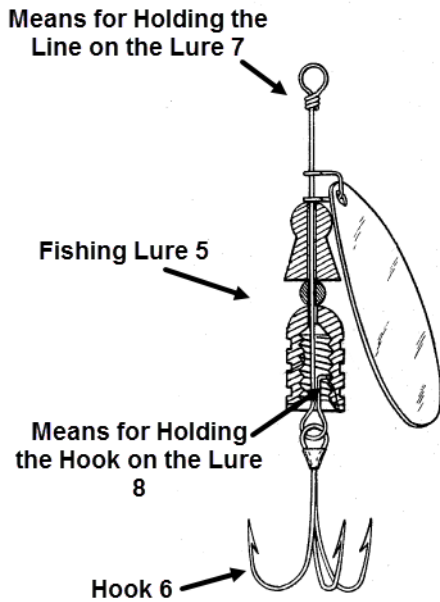
Lures in which (1) the lure must be shifted relative to the hook connection to give access to the hook holding means before the hook can be disconnected, or (2) the means for holding the line on the lure and the means for holding the hook on the lure are so interrelated that one must be moved from operative position before the other can be removed or disengaged from the lure or operated to release the hook or line held by it.

Illustrative example of subject matter classified in this group.





Fishing Lure 1 comprises a hook 2, a hook connection 3, and hook holding means 4, wherein the fishing lure 1 must be shifted relative to the hook connection 3 to give access to the hook holding means 4 before the hook 2 can be disconnected.



Fishing lure 5 comprises a hook 6, means for holding the line on the lure 7, and means for holding the hook on the lure 8, wherein the means for holding the line on the lure 7 must be moved downwardly from operative position before the hook 6 can be disengaged from the fishing lure 5.

A01K 85/1861

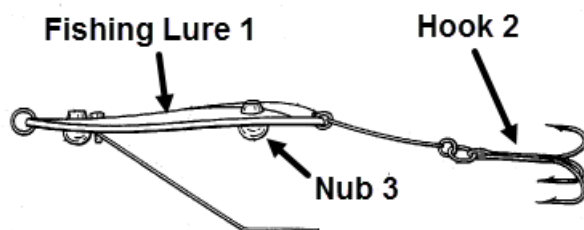
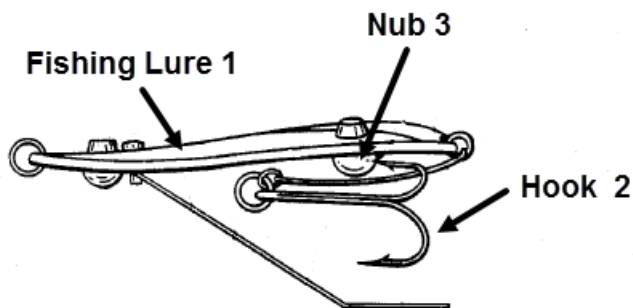
{shiftable on strike}

Definition statement

This place covers:

Lures with a shiftable body, body part, or hooks which are normally held in one position either by releasable detents, friction, or the pull of the line, but which are actuated and moved relative to one another upon the strike of a fish, either to free the hook from the lure or separate it enough so that the fish can be held securely. Hooks releasably held adjacent to the lure body to be shifted by the strike of a fish are included.

Illustrative example of subject matter classified in this group.



Fishing Lure 1 comprises a hook 2 which is normally held in position against the fishing lure 1 by a nub 3, but upon the strike of a fish the hook 2 is moved relative to the fishing lure 1 and freed from the nub 3 so that the fish can be held securely.

A01K 85/1863

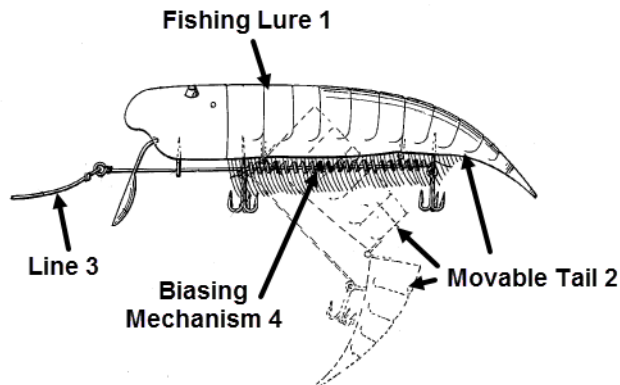
{with biasing mechanism generating specific lure motion during line tension}

Definition statement

This place covers:

Lures with movable body parts or attracting means which are actuated by a surge of the fishing line and which are biased to return to their original position when the line is given slack.

Illustrative example of subject matter classified in this group.



Fishing Lure 1 comprises a movable tail 2 which is actuated by a surge of the fishing line 3, wherein the movable tail 2 is biased to return to its original position by a biasing mechanism 4 when the line 3 is given slack.

A01K 85/1867

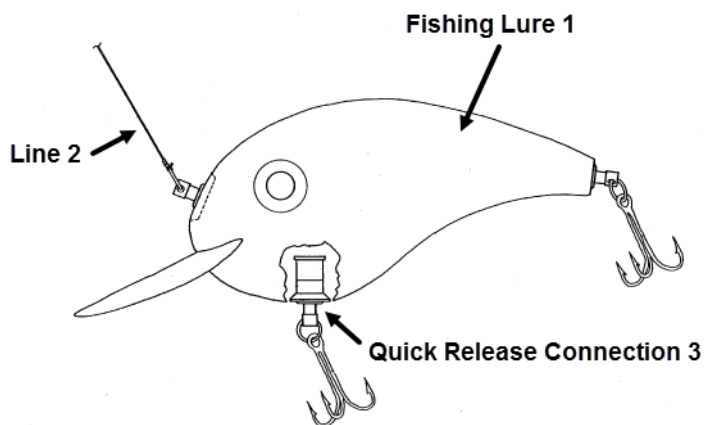
{characterised by the line attachments}

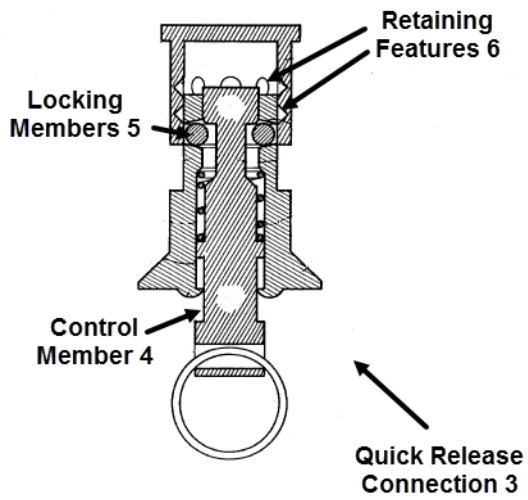
Definition statement

This place covers:

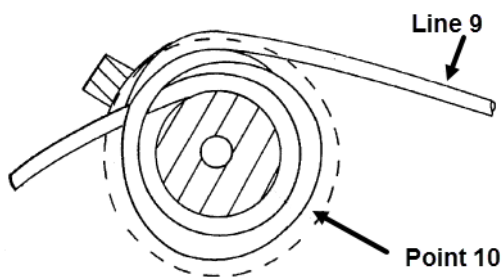
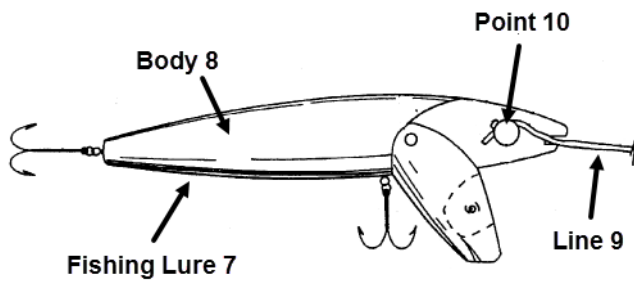
Lures adapted (1) for attaching the lure to the line by means other than a mere eye or loop on the line or line connector, or a mere eye or hole on or in the lure body, or (2) for attaching the lure to the line at points other than the margin or extremity of the lure body.

Illustrative example of subject matter classified in this group.





Fishing lure 1 is adapted for being attached to the line 2 by a quick release connection 3, wherein the quick release connection 3 can be disconnected by pulling on a control member 4 to cause locking members 5 to withdraw from retaining features 6.



Fishing lure 7 comprises a body 8, wherein the fishing lure 7 is adapted to be attached to the line 9 at a point 10 other than the margin or extremity of the lure body 8 by wrapping the line 9 around the point 10 located within the body 8.

A01K 85/1871

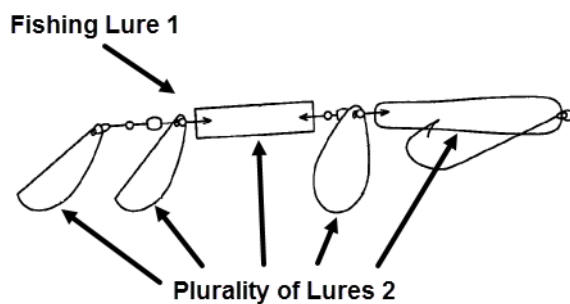
{with two or more lures or movably connected rigid lure members}

Definition statement

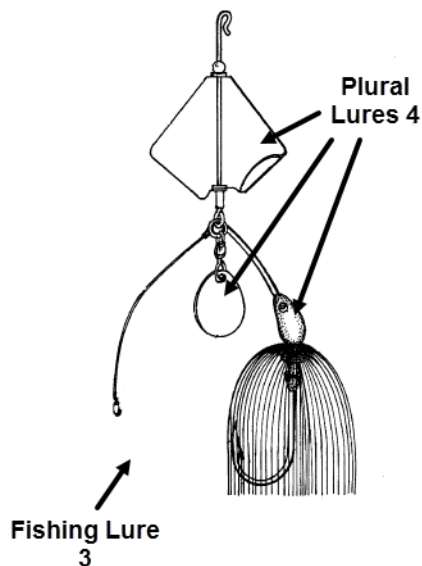
This place covers:

Lures comprising a plurality of lures all connected to a single line or to each other, or a plurality of rigid lure members movably connected to one another. Plural lures comprise only (1) plural duplicate complete lures, or (2) plural lures, two or more of which have at least one lure member of rigid material. The rigid members may or may not be body simulating parts, and may be of solid form, spoon-like, in shape of an impeller with oppositely directed blades; e.g., spinners, etc.

Illustrative example of subject matter classified in this group.



Fishing lure 1 comprises a plurality of lures 2 which are movably connected to each other.



Fishing lure 3 comprises plural lures 4 which are of rigid material.

A01K 85/1873

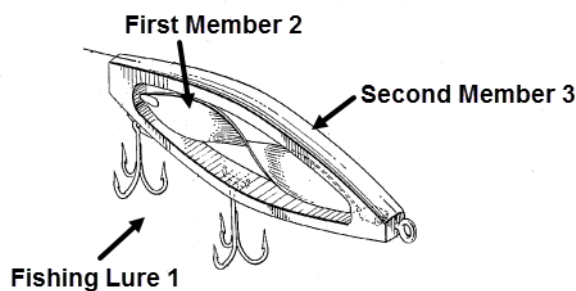
{with at least one member located within the other in a rotatable arrangement}

Definition statement

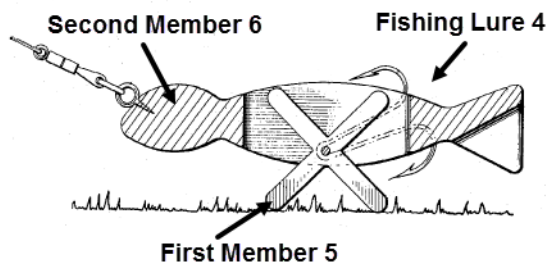
This place covers:

Lures comprised of plural members, at least one lying within another, one or more of which members are designed to rotate as the bait is drawn through the water. If the inner member or members rotate, their bearings or shaft ends or points of attachment must be within the confines of the outer body. If more than one member rotates, their motion must be independent.

Illustrative example of subject matter classified in this group.



Fishing Lure 1 comprises a rotatable first member 2 both attached to and lying within a non-rotating second member 3, wherein the points of attachment of the first member 2 are within the confines of the second member 3.



Fishing lure 4 comprises a rotatable first member 5 both attached to and lying within a non-rotating second member 6, wherein the points of attachment of the first member 5 are within the confines of the second member 6.

A01K 85/1877

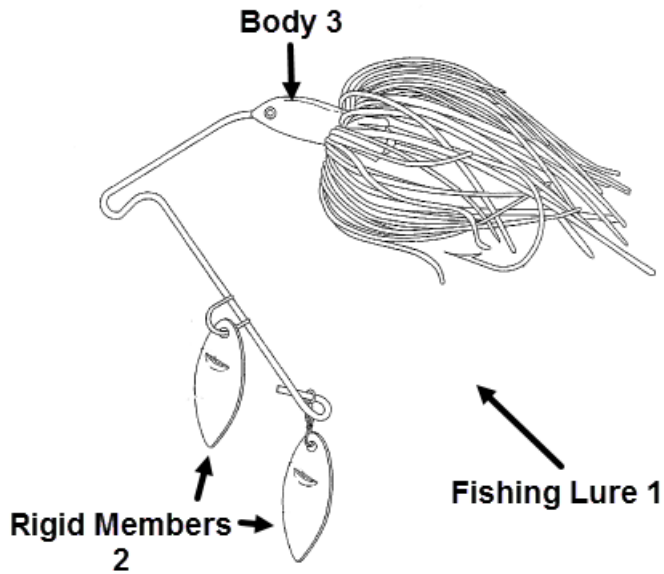
{with two or more movable members arranged offset, e.g. at sides of the body}

Definition statement

This place covers:

Lures comprising a lure with two or more movably or pivotally connected rigid members either offset from the body or attached intermediate the ends of the body to rotate or swing about a pivotal connection. The members may be spoons, spinners, or mere vanes or appendages.

Illustrative example of subject matter classified in this group.



Fishing lure 1 comprises two movably connected rigid members 2 offset from the body 3, wherein the rigid members 2 are spinners.

A01K 85/1881

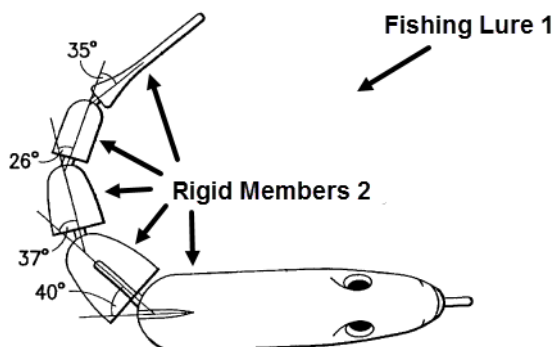
{movably connected in series}

Definition statement

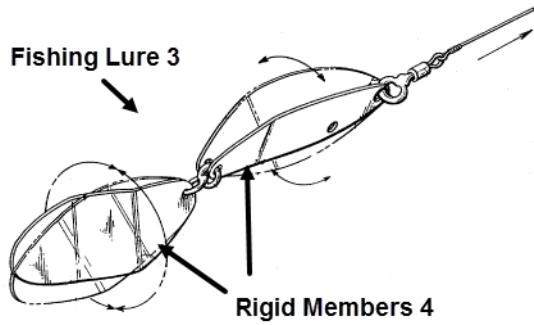
This place covers:

Lures comprising a lure with two or more movably or pivotally connected rigid members either offset from the body or attached intermediate the ends of the body to rotate or swing about a pivotal connection. The members may be spoons, spinners, or mere vanes or appendages.

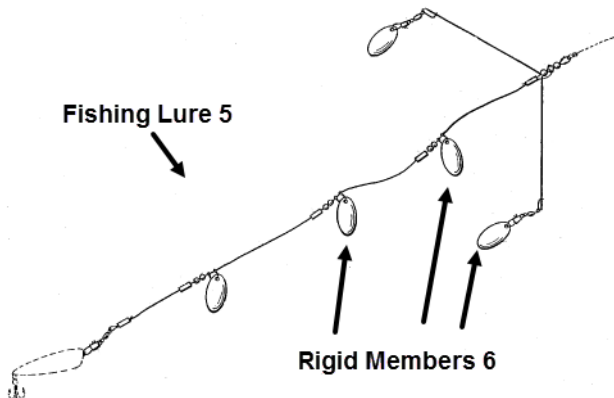
Illustrative example of subject matter classified in this group.



Fishing lure 1 comprises pivotally connected rigid members 2 attached intermediate the ends of the fishing lure 1.



Fishing lure 3 comprises two pivotally connected rigid members 4 attached intermediate the ends of the fishing lure 3, wherein the rigid members 4 are spoons.



Fishing lure 5 comprises movably connected rigid members 6 attached intermediate the ends of the fishing lure 5, wherein the rigid members 6 are spinners.

A01K 85/1883

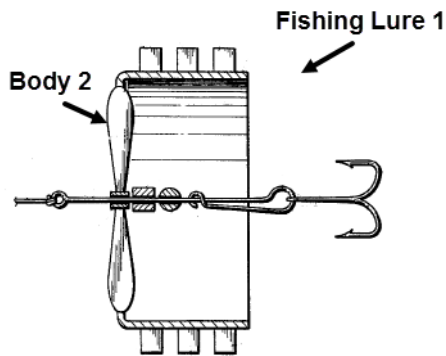
{with one member rotating}

Definition statement

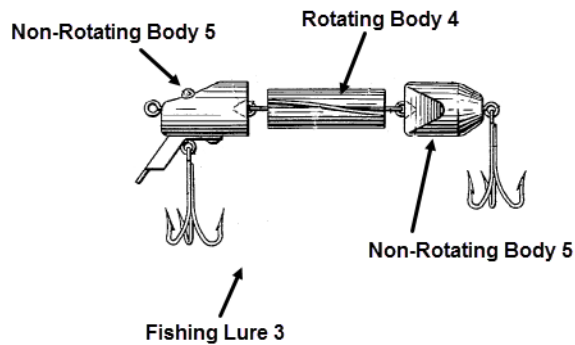
This place covers:

Lures, one of the bodies or body parts being freely rotatable or revolvable about longitudinal axis, either its own or that of the assembly.

Illustrative example of subject matter classified in this group.



Fishing lure 1 comprises a body 2 which is freely rotatable about a longitudinal axis of the fishing lure 1.



Fishing lure 3 comprises a rotating body 4 and non-rotating bodies 5 which are movably connected in series, wherein the rotating body 4 is freely rotatable about the longitudinal axis of the fishing lure 3.

A01K 85/1887

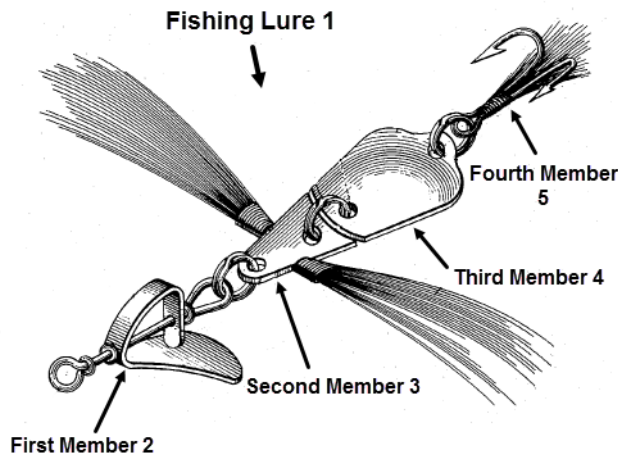
{sheet material preceding and rotating}

Definition statement

This place covers:

Lures in which the member which rotates (1) is of sheet material form, (2) is mounted on the hook or hook connector, and (3) precedes and rotates independently of the other lure members. The other lure member is usually the main attracting element of the lure, such as a plug or spoon or simulation of a live bait as a minnow, shellfish, etc.

Illustrative example of subject matter classified in this group.



Fishing Lure 1 comprises a first member 2, a second member 3, a third member 4, and a fourth member 5 which are movably connected in series, wherein the first member 2 is made of sheet material, precedes the other members 3-5, and rotates about its longitudinal axis.

A01K 85/1891

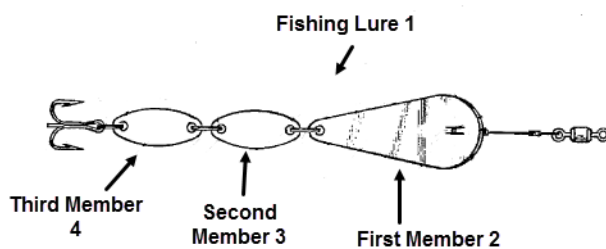
{Lure members made of sheet material}

Definition statement

This place covers:

Lures which are constructed of sheet material or material the cross-section of which forms a line rather than an area.

Illustrative example of subject matter classified in this group.



Fishing Lure 1 comprises a first member 2, a second member 3, and a third member 4 which are movably connected in series, wherein the members 2-4 are made of sheet material.

A01K 85/1893

{Motor-operated artificial bait}

Definition statement

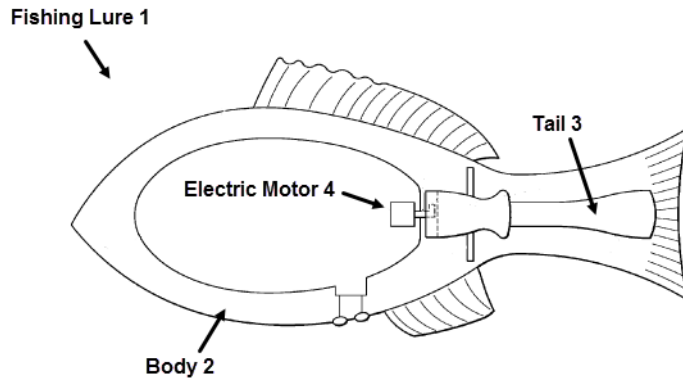
This place covers:

Lures with relatively movable parts which are actuated by a motor. The term "motor", as used here, includes electric, spring, fluid, or other motors, and mechanisms for deriving energy from the relative

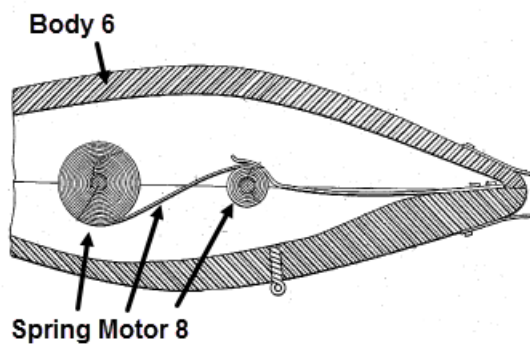
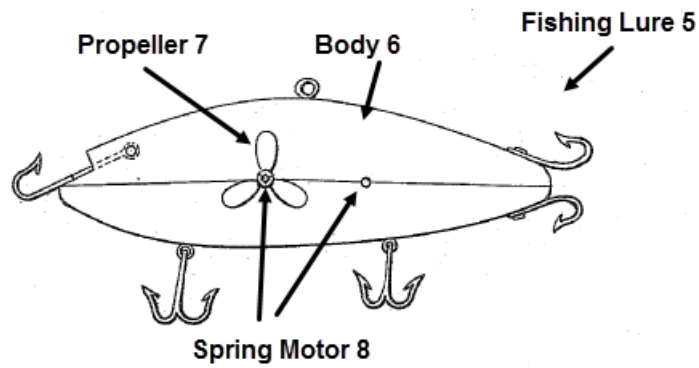
Definition statement

motion of the surrounding media and transmitting it through shafts or relatively movable parts to move the apparatus or part of it.

Illustrative example of subject matter classified in this group.



Fishing lure 1 comprising a body 2, a tail 3, and an electrical motor 4 which drives the tail 3 to cause the tail 3 to move relative to the body 2.



Fishing lure 5 comprising a body 6, a propeller 7, and a spring motor 8 which drives the propeller 7 to cause the propeller 7 to move relative to the body 6.

A01K 85/1897**{Lures characterised by the manufacturing process}****Definition statement***This place covers:*

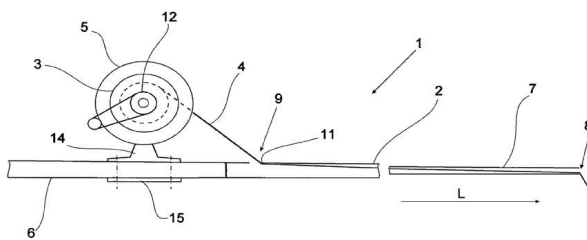
Methods of making and constructing lures not otherwise classified.

A01K 87/00**Fishing rods****Definition statement***This place covers:*

Illustrative example of subject matter classified in this group.

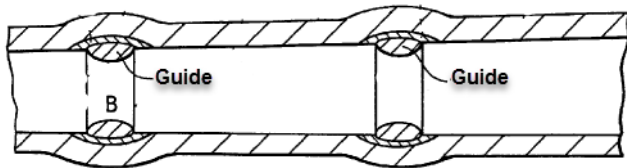
**A01K 87/002****{with the line passing through the hollow rod}****Definition statement***This place covers:*

Illustrative example of subject matter classified in this group.

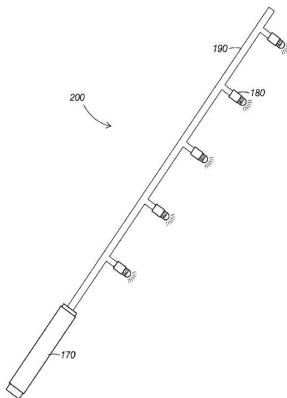


A01K 87/005**{comprising internal line guides}****Definition statement***This place covers:*

Illustrative example of subject matter classified in this group.

**A01K 87/007****{with built-in accessories, e.g. lighting means or measuring devices}****Definition statement***This place covers:*

Illustrative example of subject matter classified in this group.

**References****Informative references***Attention is drawn to the following places, which may be of interest for search:*

Containers or holders for hooks, lines, sinkers

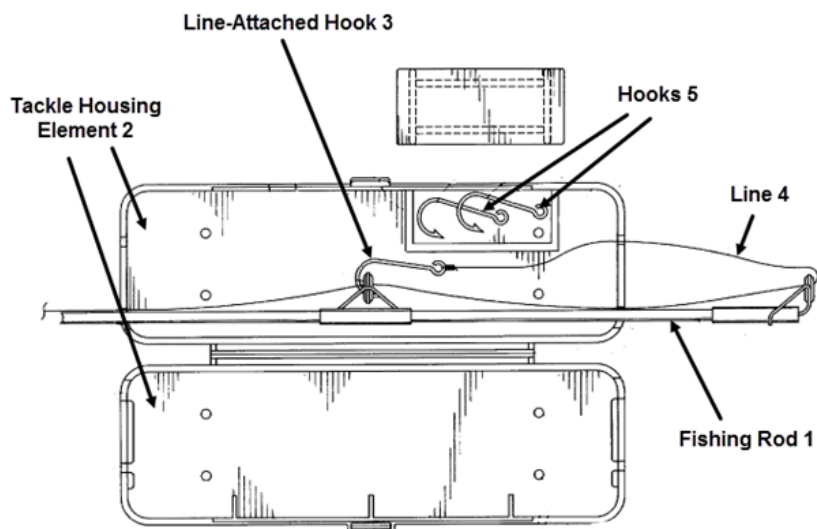
[A01K 97/06](#)

A01K 87/009**{Hook or tackle holders}****Definition statement**

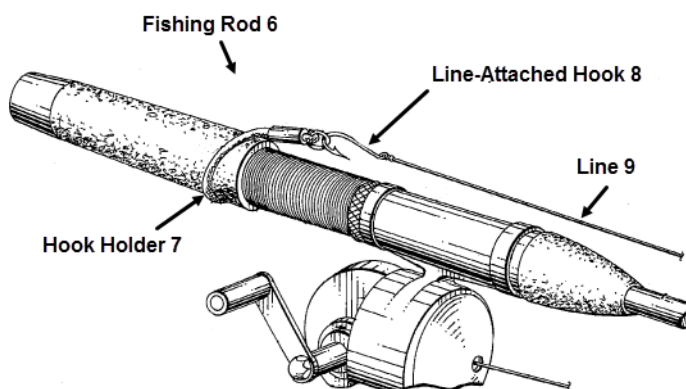
This place covers:

Attachments for fishing rods, wherein the devices functioning to (1) support the line, hook, lure, and/or any line-attached body for purposes of facilitating transportation of the rod, or (2) to provide convenient stowage for hooks, lures, bait, and other articles used in or on fishing tackle.

Illustrative example of subject matter classified in this group.

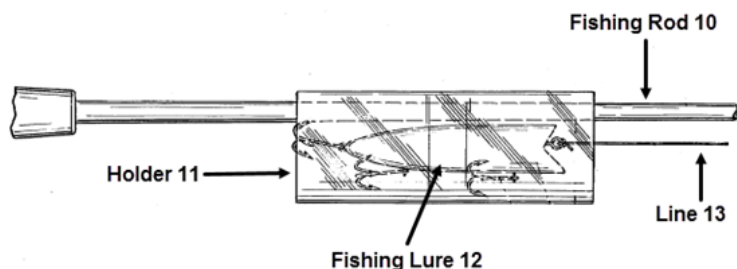


Fishing rod 1 has attached thereto a tackle housing element 2 for supporting and storing a line-attached hook 3 attached to line 4 and for stowage of hooks 5.



Definition statement

Fishing rod 6 has attached thereto a hook holder 7 for supporting and storing hook a line-attached hook 8 attached to line 9.



Fishing rod 10 has attached thereto a holder 11 for supporting and storing a fishing lure 12 attached to line 13.

References

Informative references

Attention is drawn to the following places, which may be of interest for search:

Fishing rods with built-in accessories, e.g. lighting means or measuring devices	A01K 87/007
Containers or holders for hooks, lines, sinkers, flies or the like	A01K 97/06

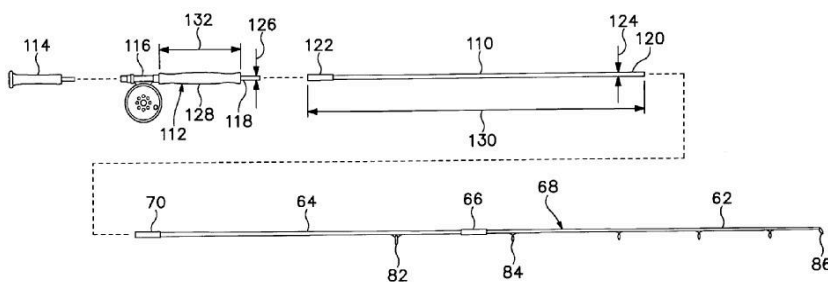
A01K 87/02

Connecting devices for parts of the rods

Definition statement

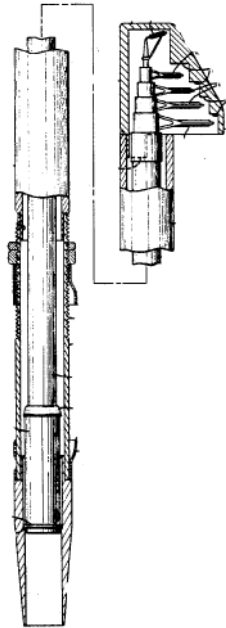
This place covers:

Illustrative example of subject matter classified in this group.

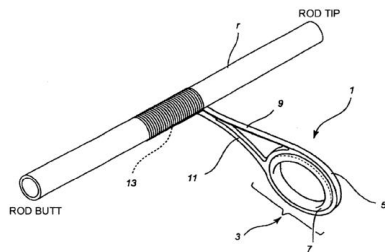


A01K 87/025**{telescopic}****Definition statement***This place covers:*

Illustrative example of subject matter classified in this group.

**A01K 87/04****Fishing-line guides on rods {, e.g. tips (internal line guides [A01K 87/005](#))}****Definition statement***This place covers:*

Illustrative example of subject matter classified in this group.

**References****Limiting references***This place does not cover:*

Internal line guides	A01K 87/005
----------------------	-----------------------------

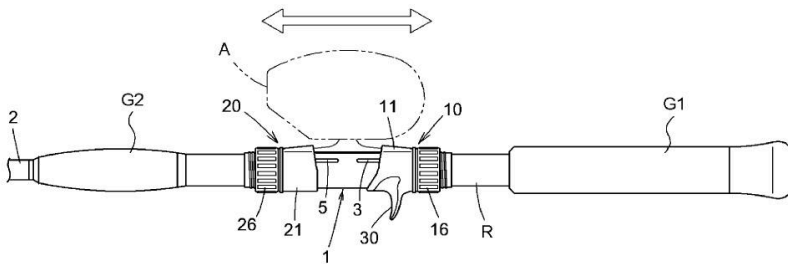
A01K 87/06

Devices for fixing reels on rods

Definition statement

This place covers:

Illustrative example of subject matter classified in this group.



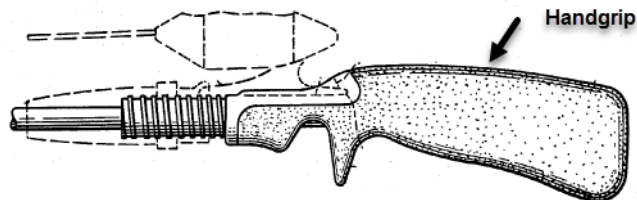
A01K 87/08

Handgrips

Definition statement

This place covers:

Illustrative example of subject matter classified in this group.



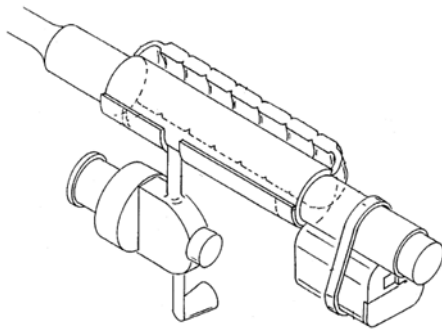
A01K 87/085

{Heating devices or other means to protect against the cold}

Definition statement

This place covers:

Illustrative example of subject matter classified in this group.



A01K 89/00

Reels

Definition statement

This place covers:

Subject matter comprising a portable reel (i.e., fishing reel) intended for taking up and paying out line to which tackle is attached while fishing. The reel includes a frame and a spool on which fishing line is to be wound. The reel includes a drive device for causing line to be wound or unwound from the spool or is constructed to allow hand wrapping/unwrapping of the line. The spool can have any form that allows it to store/hold line and that allows the line to be wound onto and unwound from it. The reel may be constructed to be used without a fishing pole.

References

Informative references

Attention is drawn to the following places, which may be of interest for search:

Devices for casting lines	A01K 91/02
Containers or holders for lines	A01K 97/06
Reel covers within fishing rod containers	A01K 97/08
Reels and spools for storing webs, tapes, or filamentary material	B65H 75/00
Toothed gearing in general	F16H 1/00
Linear distance or length measurement system	G01B 1/00
Specific measuring device in a reel	G01F 23/0023

Special rules of classification

In [A01K 89/00](#) and its subgroups, only inventive classifications based on the claims are applied to documents. Classifications in [A01K 89/00](#) and its subgroups are generally not given for unclaimed subject matter.

A01K 89/003

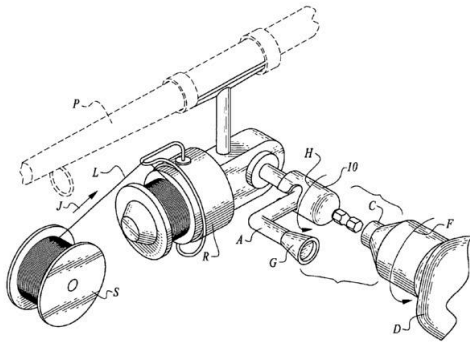
{Devices for transferring line to a reel}

Definition statement

This place covers:

Subject matter wherein the reel is constructed to facilitate transfer of line from a source (e.g., another spool) to the reel or subject matter including a device adapting the reel for such transfer.

Illustrative example of subject matter classified in this group.



A01K 89/004

{Alternate right or left side drives}

Definition statement

This place covers:

Subject matter wherein the reel includes a drive device (e.g., hand crank or motor) for providing power to the reel for winding or unwinding the line relative to the spool and wherein the reel is configured so that a user can readily selectively connect the drive device to the remainder of the reel on left and right sides of the reel.

A01K 89/006

{Hand crank features}

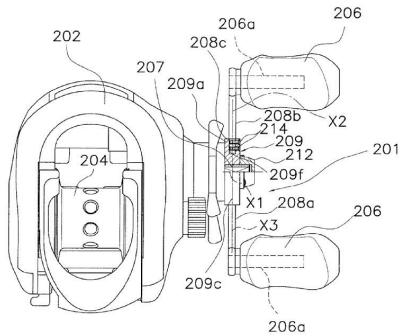
Definition statement

This place covers:

Subject matter including details of a rotatable handle forming a drive device for manually driving the reel.

Definition statement

Illustrative example of subject matter classified in this group.



References

Informative references

Attention is drawn to the following places, which may be of interest for search:

General purpose crank	G05G 1/085
-----------------------	----------------------------

A01K 89/009

{Collapsible or extensible}

Definition statement

This place covers:

Subject matter wherein the hand crank (handle) has means to (a) vary its effective length, or (b) reposition the hand crank between operating and storage positions.

References

Informative references

Attention is drawn to the following places, which may be of interest for search:

Extensible or collapsible hand crank in general use	G05G 1/085
---	----------------------------

A01K 89/01

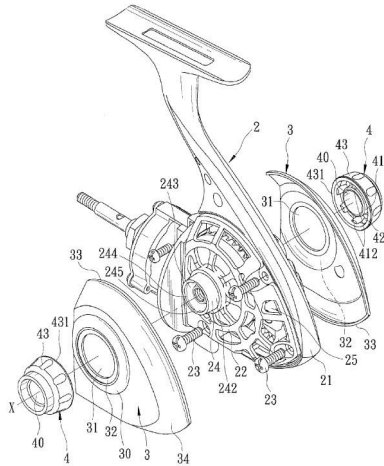
with pick-up, i.e. with the guiding member rotating and the spool not rotating during normal retrieval of the line ([A01K 89/027](#) takes precedence)

Definition statement

This place covers:

Subject matter wherein the reel includes a guiding member mounted on a rotatably driven rotor and a drive device (e.g., hand crank or motor) for rotating the rotor and guiding member, the fishing line engaging the guiding member and the guiding member rotating around the spool so as to wrap the line on spool while the spool is held against rotation relative to the frame of the reel. The spool may move in other ways, e.g., it may reciprocate along an axis of rotation of the guiding member to distribute the fishing line along the spool.

Illustrative example of subject matter classified in this group.



References

Limiting references

This place does not cover:

Brake devices for reels with pick-up	A01K 89/027
--------------------------------------	-----------------------------

A01K 89/0102

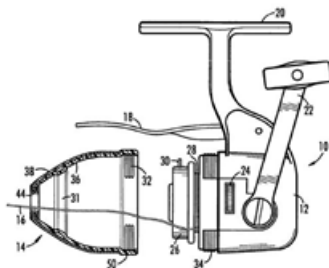
{with a closed face}

Definition statement

This place covers:

Subject matter wherein the frame of the reel includes a cover substantially enclosing the spool.

Illustrative example of subject matter classified in this group.



References

Informative references

Attention is drawn to the following places, which may be of interest for search:

Brake devices for closed face reels	A01K 89/0275
-------------------------------------	------------------------------

A01K 89/01025**{with line snubber shifted by a remote actuator}****Definition statement***This place covers:*

Subject matter including a manual actuator spaced from and operating a line engaging brake (i.e., snubber) to force the line toward a component of the frame to control unwinding of the line. The component of the frame may be the cover.

A01K 89/01026**{with rotor and snubber shiftable axially}****Definition statement***This place covers:*

Subject matter wherein the snubber is fixed to the guiding member and the manual actuator shifts both the rotor and snubber axially along the axis of winding.

A01K 89/01029**{with guiding members shifted radially}****Definition statement***This place covers:*

Subject matter wherein the manual actuator also moves the guiding member radially inward to an unwinding position substantially simultaneously with the axial movement of the guiding member and brake.

References**Informative references**

Attention is drawn to the following places, which may be of interest for search:

Fishing reels having guiding members shiftable between winding and unwinding positions	A01K 89/01082 , A01K 89/01086 , A01K 89/01087 , A01K 89/0176 , A01K 89/01918
--	--

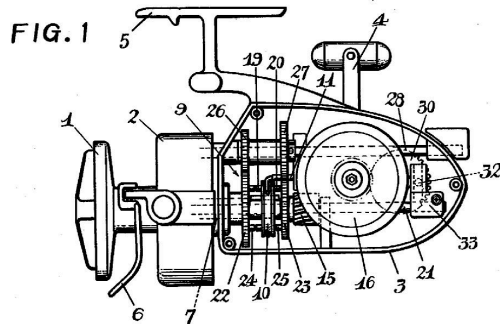
A01K 89/0105

{Multi-speed mechanisms}

Definition statement

This place covers:

Subject matter wherein the reel includes a speed change mechanism connected between the drive device and guiding member for selectively varying the speed ratio between the drive device and the guiding member.



References

Informative references

Attention is drawn to the following places, which may be of interest for search:

Drive for rotating drum having multiple speed ratios	A01K 89/0184
--	------------------------------

A01K 89/0106

{Ratchet-type drives}

Definition statement

This place covers:

Subject matter wherein the drive device includes an oscillated or reciprocated mechanical input member (e.g., a lever or pull cord) acting through a unidirectional device (e.g., a pawl and ratchet) to drive the guiding member for winding of the fishing line.

References

Informative references

Attention is drawn to the following places, which may be of interest for search:

Ratchet-type drives for a reel having a rotary drum	A01K 89/0185
---	------------------------------

A01K 89/0108

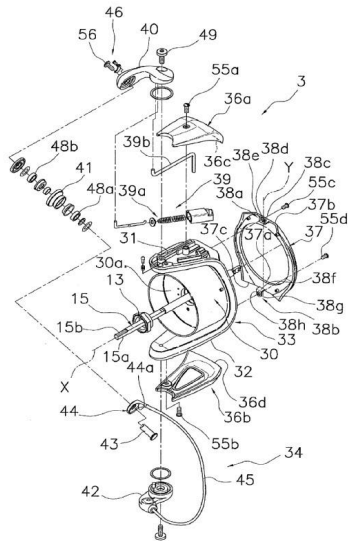
{Pick-up details}

Definition statement

This place covers:

Subject matter including details of the guiding member or the rotor.

Illustrative example of subject matter classified in this group.



A01K 89/01081

{Guiding members on rotor axially rearward of spool}

Definition statement

This place covers:

Subject matter wherein the rotor is mounted for rotation at a rear end of the spool (i.e., the end of the spool opposite an end of the spool over which the fishing line passes during winding). Portions of the rotor may extend beyond the rear end (e.g., toward the forward end) of the spool.

A01K 89/01082

{Guiding members shiftable on rotor}

Definition statement

This place covers:

Subject matter wherein the guiding member is mounted on the rotor for movement relative to the rotor between a winding position in engagement with the line for wrapping it onto the spool and an unwinding position free of the line to permit the line to spin over one of the ends of the spool.

References

Informative references

Attention is drawn to the following places, which may be of interest for search:

Fishing reels having guiding members shiftable between winding and unwinding positions	A01K 89/01029 , A01K 89/01086 , A01K 89/01087 , A01K 89/0176 , A01K 89/01918
--	--

A01K 89/01083**{to wind position by rotor drive}****Definition statement***This place covers:*

Subject matter including an actuator for causing the guiding member to move from the unwinding position to the winding position in response to rotation of the rotor by the drive device.

A01K 89/01084**{Guiding members shifted to unwind position by discrete manual operators}****Definition statement***This place covers:*

Subject matter including hand manipulated means connected to the guiding member for manually moving the guiding member from the winding position to the unwinding position. The hand manipulated means may be a distinct appendage connected directly to the guiding member for finger manipulation.

A01K 89/01085**{Guiding members on rotor forward of spool ([A01K 89/0102](#) takes precedence)}****Definition statement***This place covers:*

Subject matter wherein the rotor is mounted for rotation at a forward end of the spool (i.e., the end of the spool over which the fishing line passes during winding). Portions of the rotor may extend beyond the forward end (e.g., toward the rear end) of the spool.

A01K 89/01086**{with rotor drive shifting the guiding member to unwind and wind positions}****Definition statement***This place covers:*

Subject matter wherein the guiding member is mounted on the rotor for movement between a winding position in engagement with the line for wrapping it onto the spool and an unwinding position free of the line to permit the line to spin over one of the ends of the spool and wherein the drive device includes a linkage for shifting the guiding member between the winding position and the unwinding position in response to movement of the drive device.

References**Informative references**

Attention is drawn to the following places, which may be of interest for search:

Fishing reels having guiding members shiftable between winding and unwinding positions	A01K 89/01029 , A01K 89/01082 , A01K 89/01087 , A01K 89/0176 , A01K 89/01918
--	--

A01K 89/01087**{with manual actuator to shift guiding member to unwind position}****Definition statement***This place covers:*

Subject matter including hand manipulated means connected to the guiding member for manually moving the guiding member from a winding position engaging the fishing line to and unwinding position out of engagement with the line.

References**Informative references***Attention is drawn to the following places, which may be of interest for search:*

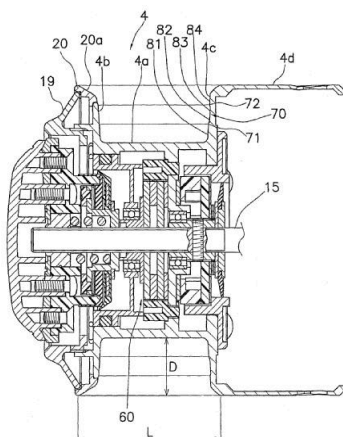
Fishing reels having guiding members shiftable between winding and unwinding positions	A01K 89/01029 , A01K 89/01082 , A01K 89/01086 , A01K 89/0176 , A01K 89/01918
--	--

A01K 89/01088**{Actuators forward of spool}****Definition statement***This place covers:*

Subject matter wherein the hand manipulated means or a significant portion thereof is located at the forward end of both the spool and the rotor and is manipulated from the forward end of the reel.

A01K 89/0111**{Spool details}****Definition statement***This place covers:*

Subject matter including details of the spool.



References

Informative references

Attention is drawn to the following places, which may be of interest for search:

Spool, per se	B65H 75/14
---------------	----------------------------

A01K 89/01121

{Frame details}

Definition statement

This place covers:

Subject matter including details of the frame of the reel.

References

Informative references

Attention is drawn to the following places, which may be of interest for search:

Details of the frame of a reel having a rotary drum	A01K 89/0192
---	------------------------------

A01K 89/011221

{with line or water shields}

Definition statement

This place covers:

Subject matter wherein the frame includes a gasket-like obstruction, seal, or structure providing a tortuous course to block the intrusion of foreign matter (e.g., water, dirt, or grit) into the interior of the reel.

References

Informative references

Attention is drawn to the following places, which may be of interest for search:

Line or water shield in other reels	A01K 89/01928
-------------------------------------	-------------------------------

A01K 89/011222

{with lubrication features}

Definition statement

This place covers:

Subject matter wherein the frame includes a device for facilitating the application of lubricant to a movable part of the reel.

References

Informative references

Attention is drawn to the following places, which may be of interest for search:

Lubrication feature of a reel having a rotary drum	A01K 89/01929
--	-------------------------------

A01K 89/011223

{with bearing features}

Definition statement

This place covers:

Subject matter wherein including details of a bearing between the frame and a movable element of the reel.

References

Informative references

Attention is drawn to the following places, which may be of interest for search:

Bearing, per se	F16C 17/00 - F16C 43/00
-----------------	---

A01K 89/01123

{Frame disassembly features}

Definition statement

This place covers:

Subject matter wherein the frame is provided with at least one of: (a) quick release fastening means, (b) special disassembly access to parts, and (c) special support of parts during disassembly that facilitates reassembly.

A frame connected by a series of usual threaded fasteners is not sufficient to warrant classification in this subgroup. However, more than two frame components retained by a single threaded end cap, e.g., would be considered quick release fastening means and would be sufficient.

References

Informative references

Attention is drawn to the following places, which may be of interest for search:

Frame disassembly features in a reel having a rotary drum	A01K 89/01921
---	-------------------------------

A01K 89/01124

{Hinged frame sections}

Definition statement

This place covers:

Subject matter wherein the frame includes major frame components connected together by a pivotal connection.

A01K 89/01125**{Rotated joints}****Definition statement**

This place covers:

Subject matter wherein the reel frame includes components that are connected by a joint (e.g. bayonet or keyhole) that is releasable upon rotation of one of the components about its axis relative to another one of the components.

A01K 89/01126**{Threaded}****Definition statement**

This place covers:

Subject matter wherein the joint includes a spiral thread-like coupling.

A01K 89/01127**{Reel supports}****Definition statement**

This place covers:

Subject matter wherein the frame includes a bracket for mounting the reel on a fishing rod.

A01K 89/0113**{Spool locking devices on spool shaft}****Definition statement**

This place covers:

Subject matter wherein the reel includes a latch which releasably retains the spool on a shaft of the frame.

A01K 89/0114**{Reciprocating mechanisms}****Definition statement**

This place covers:

Subject matter having a distributing mechanism for systematically distributing the line along the length of the spool by periodically shifting the spool substantially linearly relative to the guiding member.

References**Informative references**

Attention is drawn to the following places, which may be of interest for search:

Device for distributing elongated material on a spool or core	B65H 54/02
---	----------------------------

A01K 89/01141**{including eccentric cams reciprocating the spool}****Definition statement***This place covers:*

Subject matter wherein the reciprocating mechanism includes a rotatable member with a surface eccentric to its axis of rotation for imparting reversible, substantially linear motion to the spool for evenly distributing line onto the spool.

A01K 89/01142**{for reciprocating the guiding member}****Definition statement***This place covers:*

Subject matter wherein the distributing mechanism produces the relative motion between the spool and the guiding member by shifting the guiding member relative to the frame.

A01K 89/01143**{Reversely threaded screws}****Definition statement***This place covers:*

Subject matter wherein the distributing mechanism includes at least one grooved shaft having right and left hand helical grooves merged together at each end of the grooves to receive a follower connected to the guiding member so that rotation of the grooved shaft imparts reciprocating motion to the guiding member.

A01K 89/0117**{Anti-reverse mechanisms}****Definition statement***This place covers:*

Subject matter wherein the reel includes a mechanism that allows rotation of the guiding member in only one direction.

References**Informative references**

Attention is drawn to the following places, which may be of interest for search:

Fishing reel with pick-up having a brake for preventing rotation of an element	A01K 89/027
Ratchet device	B25B 13/463
General purpose, positive brake	F16F 9/12

A01K 89/0118**{defining home position of reel part}****Definition statement***This place covers:*

Subject matter wherein the brake stops the winding mechanism at a predetermined rotary position.

A01K 89/012**motor-driven****Definition statement***This place covers:*

Subject matter wherein the drive device is a motor, i.e., a device for converting potential energy into kinetic energy. Motors, e.g., spring motors, to which potential energy is supplied manually are included under this definition.

References**Informative references***Attention is drawn to the following places, which may be of interest for search:*

Motor driven, tangentially unwinding fishing reel	A01K 89/017
---	-----------------------------

A01K 89/0121**{Spring motors}****Definition statement***This place covers:*

Subject matter wherein the motor is powered by energy stored in a resilient member (i.e., a spring).

References**Informative references***Attention is drawn to the following places, which may be of interest for search:*

Spring motor driven, tangentially unwinding fishing reel	A01K 89/0171
Spring motor	F03G 1/00
Details of a spring device, per se	F16F 1/04

A01K 89/0122**{with unwinding indicators, e.g. bell or flashing light}****Definition statement***This place covers:*

Subject matter having a signal device to alert a user of the reel that the fishing line is being removed from the spool.

References

Informative references

Attention is drawn to the following places, which may be of interest for search:

Unwinding indicator in a reel having a rotary drum	A01K 89/0178
--	------------------------------

A01K 89/0123

{Clicking indicators, e.g. flexible pawl and toothed member}

Definition statement

This place covers:

Subject matter wherein the signal device includes a flexible spring-like member engageable with a serrated member, the members being relatively rotatable with respect to each other to provide an audible signal.

References

Informative references

Attention is drawn to the following places, which may be of interest for search:

Clickers for signalling or braking	A01K 89/0179 , A01K 89/051
------------------------------------	---

A01K 89/0124

{Spring biased pawls}

Definition statement

This place covers:

Subject matter wherein the signal device includes a substantially rigid pawl having a tooth, the pawl being urged by a separate resilient means into engagement with a serrated member, the pawl and serrated member being relatively rotatable with respect to each other to provide the audible signal.

References

Informative references

Attention is drawn to the following places, which may be of interest for search:

Indicator comprising a spring biased pawl in a fishing reel having a rotary drum	A01K 89/018
--	-----------------------------

A01K 89/0125

{Plural spring sections}

Definition statement

This place covers:

Subject matter wherein the resilient means comprise either separate elements or a single element with distinct sections urging the pawl into engagement with the serrated member.

References

Informative references

Attention is drawn to the following places, which may be of interest for search:

Indicator including pawl biased by spring having plural sections	A01K 89/0181
--	------------------------------

A01K 89/0126

{with line unwinding limiters}

Definition statement

This place covers:

Subject matter having means to selectively limit the length of line that can be unwound from the spool.

A01K 89/015

with {a} rotary drum {, i.e. with a rotating spool} ([A01K 89/033](#) takes precedence)

Definition statement

This place covers:

Subject matter wherein the drive device rotates the spool to wind the fishing line thereon.

A01K 89/0155

Antibacklash devices

Definition statement

This place covers:

Subject matter wherein the reel includes a brake that acts to variably regulate unwinding of the line in response to conditions in the line or reel during the casting of a weighted line.

Due to factors such as spool inertia, an unwinding spool may accelerate too rapidly or continue to rotate in the unwinding direction after the line ceases to be pulled from the spool resulting in loosened turns of line or "backlash". The brake coordinates spool rotation with the acceleration, deceleration, and termination phases of line demand during casting without requiring concurrent user adjustment.

A01K 89/01555

{using magnets}

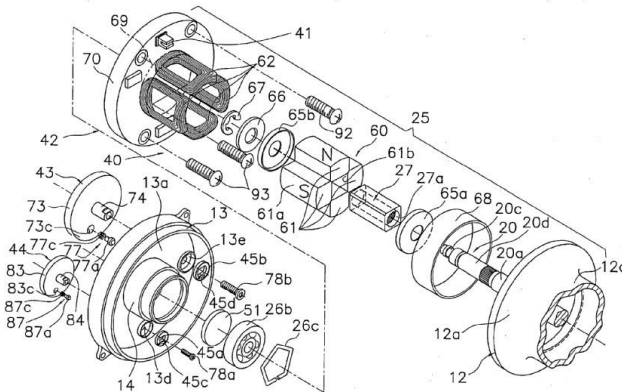
Definition statement

This place covers:

Subject matter wherein the brake includes (a) a device for producing lines of magnetic flux, and (b) an electrically conductive device disposed to cut the flux lines, one of the devices being stationary

Definition statement

and the other rotatable with the spool to establish a braking force opposing rotation of the spool in the unwinding direction.



References

Informative references

Attention is drawn to the following places, which may be of interest for search:

Magnetic line tensioning device	B65H 59/16
Hysteresis or eddy current device	F16D 2121/22
Similar brake in general use	F16F 15/03

A01K 89/01556

{Line tension responsive actuators}

Definition statement

This place covers:

Subject matter wherein the brake is associated with a line engaging member shiftable in response to changes in the tension of the unwinding line to regulate braking.

A01K 89/01557

{Centrifugal}

Definition statement

This place covers:

Subject matter wherein the brake includes at least one mass element rotatable with, but shiftable relative to, the spool when subjected to the centrifugal force of rapid rotation to shift the mass element into a position to retard rotation of the spool.

References

Informative references

Attention is drawn to the following places, which may be of interest for search:

Centrifugal brake retarding unwinding in a fire escape reel	A62B 1/10
Speed regulating brake used in various fields	F16D 59/00

A01K 89/016**Fly reels {, i.e. with a stub shaft support}****Definition statement***This place covers:*

Subject matter wherein the frame has a shaft supported at only one end and on which the spool is freely rotatable.

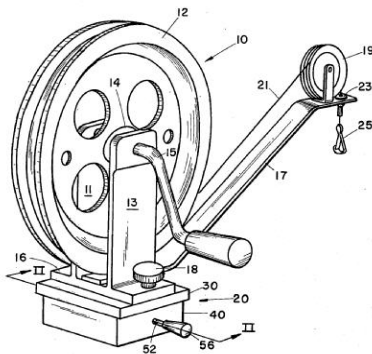
A01K 89/0162**{with a releasable latch to retain spool on shaft}****Definition statement***This place covers:*

Subject matter including a latch that releasably retains the spool on the shaft. The latch is a manually pivotable or slidable element that can be quickly and easily moved between a position in which the latch prevents the spool from coming off of the shaft and a position in which the spool can be manually removed from the shaft without the use of tools.

A01K 89/0165**for trolling****Definition statement***This place covers:*

Subject matter wherein the reel is configured for use in trolling (i.e., fishing from a moving boat).

Illustrative example of subject matter classified in this group.

**A01K 89/017****motor-driven****Definition statement***This place covers:*

Subject matter wherein the drive device is a motor, i.e., a device for converting potential energy into kinetic energy. Motors, e.g., spring motors, to which potential energy is supplied manually are included under this definition.

References

Informative references

Attention is drawn to the following places, which may be of interest for search:

Motor driven fishing reel with pick-up	A01K 89/012
Haulage device employing a particular motor	B66D 1/12

A01K 89/0171

{Spring motors}

Definition statement

This place covers:

Subject matter wherein the motor is powered by energy stored in a resilient member, i.e., a spring.

References

Informative references

Attention is drawn to the following places, which may be of interest for search:

Spring motor driven fishing reel with pick-up	A01K 89/0121
Non-fishing reel having spring motor	B65H 75/486
Spring motor	F03G 1/00
Details of a spring device, per se	F16F 1/04

A01K 89/0172

{actuated in response to pull on line}

Definition statement

This place covers:

Subject matter having a latch that releases the energy stored in the spring in response to a tension on the fishing line.

References

Informative references

Attention is drawn to the following places, which may be of interest for search:

Automatic hooking device	A01K 91/10
Releasable lock acting against the bias of a spring motor in a reel not intended for use in fishing	B65H 75/4434

A01K 89/0173**{with independent manual drive}****Definition statement***This place covers:*

Subject matter wherein the reel includes a manually operated crank to drive the spool, the spring motor and crank being selectively useable.

A01K 89/0174**{with spring chargers}****Definition statement***This place covers:*

Subject matter having a selectively operable device to store energy in the spring motor independently of spool rotation.

A01K 89/0175**{Axial unwinding}****Definition statement***This place covers:*

Subject matter wherein the spool does not rotate during unwinding of the line, the line unwinding by spinning over a discharge end of the spool.

References**Informative references**

Attention is drawn to the following places, which may be of interest for search:

Reels in which the spool is stationary during winding	A01K 89/01
---	----------------------------

A01K 89/0176**{with guide shiftable between wind and unwind positions}****Definition statement***This place covers:*

Subject matter including a line guide mounted for movement between (a) a winding position that allows the winding of the line by rotation of the spool and (b) an unwinding position that allows the line to allow the unwinding of the line by passing over the discharge end of the spool.

References

Informative references

Attention is drawn to the following places, which may be of interest for search:

Fishing reels having guiding members shiftable between winding and unwinding positions	A01K 89/01029 , A01K 89/01082 , A01K 89/01086 , A01K 89/01087 , A01K 89/01918
--	---

A01K 89/0178

{with unwinding indicators, e.g. a bell or a flashing light}

Definition statement

This place covers:

Subject matter having a signal device to alert a user of the reel that the fishing line is being removed from the spool.

A01K 89/0179

{Clicking indicators, e.g. flexible pawl and toothed member}

Definition statement

This place covers:

Subject matter wherein the signal device includes a flexible spring-like member engageable with a serrated member, the members being relatively rotatable with respect to each other to provide an audible signal.

References

Informative references

Attention is drawn to the following places, which may be of interest for search:

Fishing reel having a clicker for signalling or braking	A01K 89/0123 , A01K 89/051
---	---

A01K 89/018

{Spring biased pawls}

Definition statement

This place covers:

Subject matter wherein the signal device includes a substantially rigid pawl having a tooth, the pawl being urged by a separate resilient means into engagement with a serrated member, the pawl and serrated member being relatively rotatable with respect to each other to provide the audible signal.

References

Informative references

Attention is drawn to the following places, which may be of interest for search:

Indicator comprising a spring biased pawl	A01K 89/0124
---	------------------------------

A01K 89/0181

{Plural spring sections}

Definition statement

This place covers:

Subject matter wherein the resilient means comprise either separate elements or a single element with distinct sections urging the pawl into engagement with the serrated member.

References

Informative references

Attention is drawn to the following places, which may be of interest for search:

Indicator including pawl biased by spring having plural sections	A01K 89/0125
--	------------------------------

A01K 89/0182

{with line unwinding limiters}

Definition statement

This place covers:

Subject matter having means to selectively limit the length of line that can be unwound from the spool.

A01K 89/0183

{Drive mechanism details}

Definition statement

This place covers:

Subject matter including details of a drive mechanism that transmits power from the drive device to (a) the spool to cause the rotation of the spool that results in winding of the line thereon or (b) the fishing line to move the fishing line toward or away from the spool or to change its path of travel (e.g., to distribute material along the spool).

Drive mechanism details such as shock absorbers or structure that provides irregular line take-up rates are included.

A01K 89/0184

{Multiple drive ratio}

Definition statement

This place covers:

Subject matter wherein the drive mechanism includes structure for selectively varying the speed ratio between the drive device and the spool.

References

Informative references

Attention is drawn to the following places, which may be of interest for search:

Drive mechanism for a reel with pick-up having multiple speeds	A01K 89/0105
--	------------------------------

A01K 89/0185

{Ratchet-type drive}

Definition statement

This place covers:

Subject matter wherein the drive device includes an oscillated or reciprocated mechanical input member (e.g., a lever or pull cord) acting through a unidirectional device (e.g., a pawl and ratchet) to drive the spool for winding of the fishing line.

References

Informative references

Attention is drawn to the following places, which may be of interest for search:

Ratchet-type drives for a reel with pick-up	A01K 89/0106
---	------------------------------

A01K 89/0186

{with disengageable positive drive components, e.g. a clutch}

Definition statement

This place covers:

Subject matter wherein the drive mechanism includes a drive element shiftable from a first position for positively (i.e., without slip) transferring torque between the drive device and the spool to a second position completely interrupting the positive torque transfer.

References

Informative references

Attention is drawn to the following places, which may be of interest for search:

Shiftable clutch and operator in diverse technologies	F16D 11/14
---	----------------------------

A01K 89/0187**{having alternative yieldable mechanism}****Definition statement***This place covers:*

Subject matter wherein the reel includes a friction device (e.g., coupling or brake) and wherein a power transmitting connection between the spool and the friction device is made and the drive element shifts to the second position (in which torque cannot be transmitted) in response to a change of the reel to a first operating state and wherein the power transmitting connection between the spool and the friction device is broken and the drive element shifts to the first position (in which torque can be transmitted) in response to a change of the reel to a second operating state.

The change in the connection between the friction device and the spool and the change in the connection between the drive device and the spool need not occur simultaneously (e.g., see U.S. Pat. No. 4,482,106 ; they are in response to the same condition, i.e., unwinding of the line). The operating state of the reel may be affected by conditions that are not controlled by the user (e.g., pull on the line; U.S. Pat. No. 4,482,106) or may be under the control of the user (e.g., position of a control lever; U.S. Pat. No. 4,640,471).

References**Informative references***Attention is drawn to the following places, which may be of interest for search:*

Haulage reel employed in a clutch linked to a friction brake	B66D 1/14
Clutch and brake combination in various devices	F16D 11/14

A01K 89/0188**{Axially engaged}****Definition statement***This place covers:*

Subject matter wherein the shiftable drive element rotates about an axis and moves in a direction along or parallel to the axis between the first and second positions.

A01K 89/0189**{Coaxial of spool}****Definition statement***This place covers:*

Subject matter wherein the axis about which the shiftable drive element rotates is the same as an axis about which the spool rotates to wind the fishing line.

A01K 89/01901**{Reengageable responsive to drive rotation}****Definition statement***This place covers:*

Subject matter wherein the drive element is shifted from the second (torque interrupting) position to the first (positive torque transferring) position in response to movement of the drive device.

A01K 89/01902**{Gear pair}****Definition statement***This place covers:*

Subject matter wherein the drive element is a first gear and the drive mechanism includes a second gear that is meshed with the drive element when the drive element is in the first position and is out of engagement with the drive element in the second position.

References**Informative references***Attention is drawn to the following places, which may be of interest for search:*

Haulage reel having gears shiftable into and out of intermeshing engagement	B66D 1/14
---	---------------------------

A01K 89/01903**{with yieldable drive coupling, e.g. friction or fluid clutch}****Definition statement***This place covers:*

Subject matter wherein the drive mechanism includes a drive element adjustable to provide slippage for limiting the torque which can be transmitted between the drive device and spool.

References**Informative references***Attention is drawn to the following places, which may be of interest for search:*

Overload release drive coupling	F16D 43/206
Combined clutch and brake	F16D 67/02

A01K 89/01904**{adjustable by crank manipulation}****Definition statement***This place covers:*

Subject matter wherein the reel includes a selectively shiftable crank for performing the adjustment of the drive element to vary the torque limit at which slippage occurs. E.g., shifting the crank in opposite directions may alternately increase or decrease the torque limit. "Crank" includes a manually rotated device such as a thumbwheel.

A01K 89/01905**{adjustable within distinct ranges}****Definition statement***This place covers:*

Subject matter wherein the reel includes means to limit the adjustment of the torque limit to one or more ranges having predetermined minimum and maximum values.

A01K 89/01906**{between drive shaft and crank}****Definition statement***This place covers:*

Subject matter wherein the drive device is a manually operated crank and the adjustable drive element of the drive mechanism acts directly between the crank and a drive spindle that supports the crank and transmits power from the crank to the spool such that slippage and relative movement may occur between the crank and the drive spindle.

A01K 89/01907**{between drive shaft and gear}****Definition statement***This place covers:*

Subject matter wherein the adjustable drive element of the drive mechanism acts directly between a shaft of the drive mechanism and a gear on the shaft at a point spaced from the spool.

A01K 89/01908**{Coaxial with spool}****Definition statement***This place covers:*

Subject matter wherein the adjustable drive element rotates coaxially with the spool.

A01K 89/01909**{Axially applied}****Definition statement***This place covers:*

Subject matter having an actuator for shifting the adjustable drive element axially along the axis of rotation of the spool.

A01K 89/0191**{by centre pin}****Definition statement***This place covers:*

Subject matter wherein the actuator includes a shaft or pin-like element coaxial with the spool that operates to draw the spool toward the drive device to increase the torque transmittable between the drive device and spool.

A01K 89/01911**{with feed roller}****Definition statement***This place covers:*

Subject matter wherein the drive mechanism includes at least one roller driven by the drive device and engaging the fishing line to feed the line to the spool.

References**Informative references**

Attention is drawn to the following places, which may be of interest for search:

Details of a feeding element	B65H 20/02
Haulage device that may include a line feeder	B66D 3/006

A01K 89/01912**{with level winding}****Definition statement***This place covers:*

Subject matter wherein the drive mechanism includes a distributing mechanism for systematically distributing the fishing line along the length of the spool.

References**Informative references**

Attention is drawn to the following places, which may be of interest for search:

Fishing reel with pick-up having a level winding mechanism	A01K 89/0114
--	------------------------------

Device for distributing elongated material on a spool or core

B65H 54/02

A01K 89/019125

{Line shifts along a rotatable cam bar}

Definition statement

This place covers:

Subject matter wherein the distributing mechanism includes a rotatable bar substantially parallel to the axis of the spool and wherein the bar has an undulatory, generally spiral surface that engages the line being wound to distribute the line evenly onto the spool.

A01K 89/01913

{Line traction guide wheels}

Definition statement

This place covers:

Subject matter wherein the distributing mechanism includes a wheel mounted on a shaft, engaged by the line being wound, and limiting lateral motion of the line relative to the wheel to guide the line, the wheel being driven by contact with the line, the wheel and shaft including structure to convert rotation of the wheel to a back and forth movement of the wheel substantially parallel to the spool.

A01K 89/01914

{Manually shifted guides}

Definition statement

This place covers:

Subject matter wherein the distributing mechanism includes a portion specifically contoured for direct engagement by the user for shifting a line guide along the length of the spool to evenly distribute the line.

A01K 89/01915

{the drive mechanism oscillating the guide}

Definition statement

This place covers:

Subject matter wherein the distributing mechanism includes a pivotally mounted line guide and a linkage connected to the drive mechanism to shift the guide in opposite directions along a curved path.

A01K 89/01916

{the drive mechanism reciprocating the guide}

Definition statement

This place covers:

Subject matter wherein the distributing mechanism includes a line guide and a linkage connected to the drive mechanism to shift the guide in opposite directions along a substantially linear path parallel to the spool.

The linear path may include proportionately small curves, e.g., the path may be an elliptical path with an extremely long major axis and a short minor axis or it may be the path of a point traveling with an elongated chain trained over a pair of small sprockets.

A01K 89/01917

{Reversely threaded screw}

Definition statement

This place covers:

Subject matter wherein the drive mechanism linkage includes at least one shaft and right and left hand helical grooves merged together at each end to receive a follower connected to the guide so that rotation of the shaft by the drive mechanism imparts reciprocating motion to the guide.

A01K 89/01918

{Guide shiftable between wind and unwind positions}

Definition statement

This place covers:

Subject matter wherein the line guide is shiftable with respect to the linear path of reciprocation, to reduce or eliminate contact between the guide and line during unwinding.

References

Informative references

Attention is drawn to the following places, which may be of interest for search:

Fishing reels having guiding members shiftable between winding and unwinding positions	A01K 89/01029 , A01K 89/01082 , A01K 89/01086 , A01K 89/01087 , A01K 89/0176 , A01K 89/01918
--	---

A01K 89/01919

{Guide having line removal opening}

Definition statement

This place covers:

Subject matter wherein the reciprocated line guide has a passage through which the line is laterally removable.

A01K 89/0192

{Frame details}

Definition statement

This place covers:

Subject matter including details of the frame of the reel.

References

Informative references

Attention is drawn to the following places, which may be of interest for search:

Details of the frame of a fishing reel with pick-up	A01K 89/01121
---	-------------------------------

A01K 89/01921

{Frame disassembly features}

Definition statement

This place covers:

Subject matter wherein the frame is provided with at least one of: (a) quick release fastening means, (b) special disassembly access to parts, and (c) special support of parts during disassembly that facilitate reassembly.

A frame connected by a series of usual threaded fasteners is not sufficient to warrant classification in this subgroup. However, more than two frame components retained by a single threaded end cap, e.g., would be considered quick release fastening means and would be sufficient.

References

Informative references

Attention is drawn to the following places, which may be of interest for search:

Frame disassembly features of a fishing reel with pick-up	A01K 89/01123
---	-------------------------------

A01K 89/01922

{Hinged frame sections}

Definition statement

This place covers:

Subject matter wherein the reel frame includes major frame components connected together by a pivotal connection.

A01K 89/01923

{Rotated joints}

Definition statement

This place covers:

Subject matter wherein the reel frame supports a spool between a pair of end plates, at least one of which is connected to the frame by a joint (e.g. bayonet or keyhole) that is releasable upon rotation of the end plate about its axis.

A01K 89/01924**{Threaded}****Definition statement***This place covers:*

Subject matter wherein the joint includes a spiral thread-like coupling.

A01K 89/01925**{Reel supports, e.g. reel feet}****Definition statement***This place covers:*

Subject matter wherein the frame includes a bracket for mounting the reel on a fishing rod.

A01K 89/01928**{with line or water shields}****Definition statement***This place covers:*

Subject matter wherein the frame includes a gasket-like obstruction, seal, or structure providing a tortuous course to block the intrusion of foreign matter (e.g., water, dirt, or grit) into the interior of the reel.

References**Informative references***Attention is drawn to the following places, which may be of interest for search:*

Line or water shield in a fishing reel with pick-up	A01K 89/011221
---	--------------------------------

A01K 89/01929**{with lubrication features}****Definition statement***This place covers:*

Subject matter wherein the frame includes a device for facilitating the application of lubricant to a movable part of the reel.

References**Informative references***Attention is drawn to the following places, which may be of interest for search:*

Lubrication feature of a fishing reel with pick-up	A01K 89/011222
--	--------------------------------

A01K 89/0193**{with bearing features}****Definition statement***This place covers:*

Subject matter wherein including details of a bearing between the frame and a movable element of the reel.

A01K 89/01931**{Spool or spool shaft details (spool details in reel with pick-up [A01K 89/0111](#))}****Definition statement***This place covers:*

Subject matter including details of the spool.

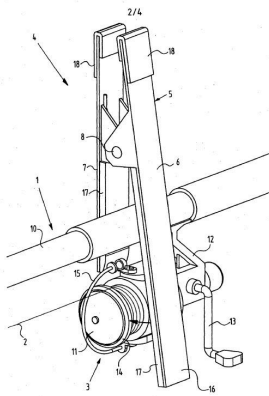
References**Informative references**

Attention is drawn to the following places, which may be of interest for search:

Spool, per se	B65H 75/14
---------------	----------------------------

A01K 89/02**Brake devices for reels****Definition statement***This place covers:*

Subject matter having a device (i.e., brake) for retarding or selectively preventing rotation of a reel part, e.g., the spool.

**References****Informative references**

Attention is drawn to the following places, which may be of interest for search:

Brake in other winding devices	B65H 59/04
--------------------------------	----------------------------

Brake in a general use reel	B65H 75/4442
Brake in a haulage device, e.g. winch	B66D 1/14
Brake in general use	F16D 65/22
Brakes in a general purpose reel	H02G 11/02

A01K 89/027

with pick-up {, i.e. for reels with the guiding member rotating and the spool not rotating during normal retrieval of the line}

Definition statement

This place covers:

Subject matter wherein the reel includes a rotatably driven guiding member and a drive device (e.g., hand crank or motor) for rotating the guiding member, the fishing line engaging the guiding member and the guiding member rotating around the spool so as to wrap the line on spool while the spool is held against rotation relative to the frame of the reel. The spool may move in other ways, e.g., it reciprocates along an axis of rotation of the guiding member to distribute the fishing line along the spool. The reel part whose rotation is retarded or prevented by the device for retarding may be the guiding member or drive device.

A01K 89/0275

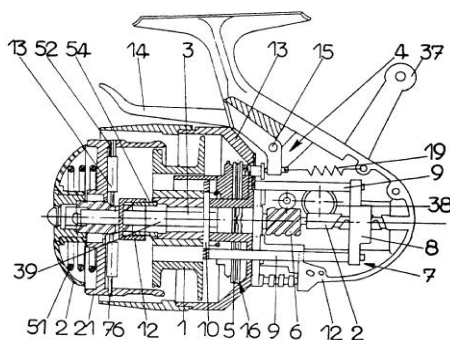
{with closed face}

Definition statement

This place covers:

Subject matter wherein the frame of the reel includes a cover substantially enclosing the spool.

Illustrative example of subject matter classified in this group.



A01K 89/028

{Continuously applied (for closed face reels [A01K 89/0275](#))}

Definition statement

This place covers:

Subject matter wherein the brake is continuously applied to prevent rotation of the reel part below a predetermined torque.

References

Limiting references

This place does not cover:

For closed face reels	A01K 89/0275
-----------------------	------------------------------

A01K 89/029

{between spool shaft and frame}

Definition statement

This place covers:

Subject matter wherein the brake is continuously applied between a rotatable spindle supporting the spool and the frame.

A01K 89/03

{between spool and spool shaft}

Definition statement

This place covers:

Subject matter wherein the brake is applied between the spool and a nonrotatable spindle on which the spool is carried.

A01K 89/033

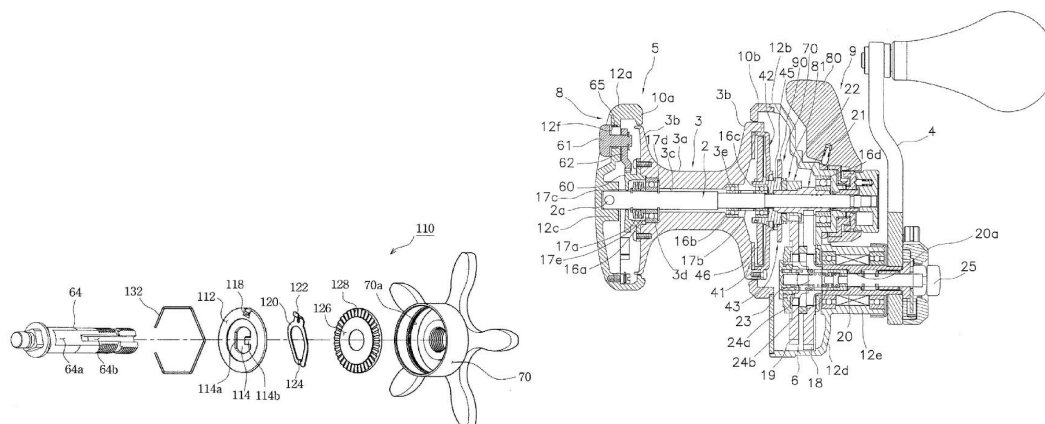
with {a} rotary drum {, i.e. for reels with a rotating spool (antibacklash devices [A01K 89/0155](#))}

Definition statement

This place covers:

Subject matter wherein the drive device rotates the spool to wind the fishing line thereon.

Illustrative example of subject matter classified in this group.



References

Limiting references

This place does not cover:

Antibacklash devices	A01K 89/0155
----------------------	------------------------------

A01K 89/045

{Spool bearing brake}

Definition statement

This place covers:

Subject matter wherein the brake applies a relatively light retarding force to a bearing that supports the spool or to the end of a spool shaft to dampen rotation of the spool. The inherent retarding effect of a typical thrust bearing is disregarded.

References

Informative references

Attention is drawn to the following places, which may be of interest for search:

Bearing used in various fields	F16C 33/00
General purpose brake adjustment device	F16D 65/22

A01K 89/046

{Manual pressure control}

Definition statement

This place covers:

Subject matter wherein either (a) the brake includes a manually engageable actuator to selectively apply a retarding force to the spool that is in proportion to the manual force applied to the actuator, or (b) special access is provided for the user's thumb or finger to directly apply a retarding force to the spool.

A01K 89/047

{Radially applied}

Definition statement

This place covers:

Subject matter wherein the brake is pressed against a rotatable element of the reel to apply a force thereto in a direction substantially perpendicular to the axis of rotation of the rotatable element in order to generate the retarding force. The rotatable element may be the spool.

A01K 89/048**{Rolling contact}****Definition statement***This place covers:*

Subject matter wherein the brake has a rotatable shoe engageable with the rotatable element to apply the retarding force thereto. The rotatable element is the spool or an element rotatable with the spool.

A01K 89/049**{Separable attachments}****Definition statement***This place covers:*

Subject matter wherein the brake is readily attachable to and removable from the reel without substantial structural modification of the reel.

A01K 89/05**{Brakes connected to the spool by one-way clutch}****Definition statement***This place covers:*

Subject matter wherein the brake is connected to the spool through an overrunning clutch that acts to drivingly connect the spool to the brake only in the unwinding direction of the spool.

A01K 89/051**{Adjustable pressure pawls, e.g. braking clickers}****Definition statement***This place covers:*

Subject matter wherein the brake is an elongated, pawl-like member, commonly called a clicker, and the reel part that is retarded or prevented from rotating thereby is a toothed sprocket or gear and wherein the reel includes a device to adjust the pressure with which the pawl-like member bears against the toothed sprocket or gear.

References**Informative references**

Attention is drawn to the following places, which may be of interest for search:

Clicker that produces braking incidental to providing an audible signal	A01K 89/0123 , A01K 89/0179
---	--

A01K 89/052**{Positive}****Definition statement***This place covers:*

Subject matter wherein the brake, in at least one position, prevents any rotation of the spool in the winding or unwinding direction.

A01K 89/053**{One-way}****Definition statement***This place covers:*

Subject matter wherein the brake, in one position, prevents rotation in only one direction.

References**Informative references**

Attention is drawn to the following places, which may be of interest for search:

Fishing reel with pick-up having a mechanism that allows rotation of a guiding member in only one direction	A01K 89/0117
Ratchet device	B25B 13/462
General purpose, one-way brake	F16F 9/12

A01K 89/054**{with disabler}****Definition statement***This place covers:*

Subject matter including an actuator to shift the brake to a non-operating position.

A01K 89/055**{Rotation responsive}****Definition statement***This place covers:*

Subject matter wherein the actuator shifts the brake to the non-operating position in response to rotation of the drive device.

A01K 89/056**{Radially engaged}****Definition statement***This place covers:*

Subject matter wherein the brake applies a force in a direction perpendicular to the axis of rotation of the spool in order to retard or prevent rotation of the reel part.

A01K 89/057**{Axially engaged}****Definition statement***This place covers:*

Subject matter wherein the brake applies a force in a direction parallel to the axis of the spool in order to retard or prevent rotation of the reel part.

A01K 89/058**{Coaxial with spool}****Definition statement***This place covers:*

Subject matter wherein the brake is applied along an axis of application which is also the axis of rotation of the spool.

A01K 89/059**{on adjustable lever}****Definition statement***This place covers:*

Subject matter wherein the brake is mounted on a pivotally mounted lever.

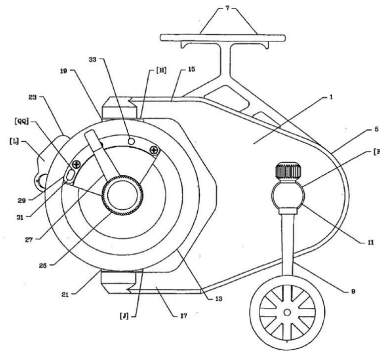
A01K 89/06

Reversible reels {, i.e. with spool axis shiftable between winding and unwinding positions}

Definition statement

This place covers:

Subject matter wherein the spool is movable relative to the frame between a casting (unwinding) position and a fishing position. The spool is in the fishing position during winding of the fishing line thereon.

**A01K 89/08**

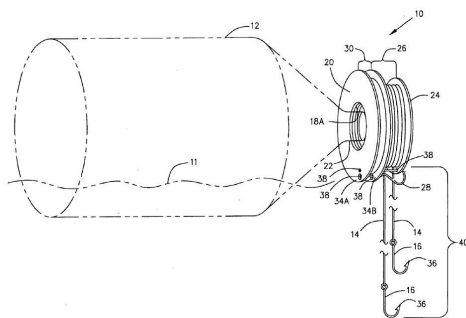
Pole-less fishing apparatus, i.e. hand-held reels

Definition statement

This place covers:

Subject matter wherein the reel is configured to be used for fishing without being mounted on a fishing pole.

Illustrative example of subject matter classified in this group.

**A01K 89/081**

{Axial unwinding}

Definition statement

This place covers:

Subject matter wherein the line unwinds by spinning over a discharge end of the spool.

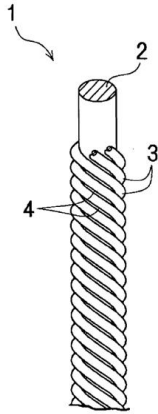
A01K 91/00

Lines

Definition statement

This place covers:

Illustrative example of subject matter classified in this group.



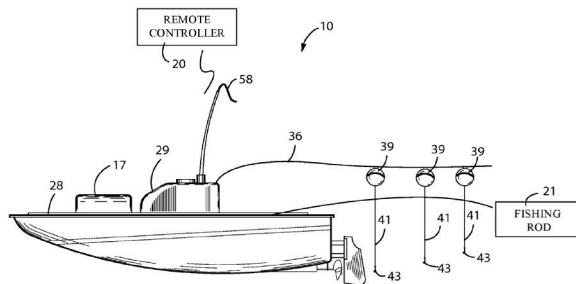
A01K 91/02

Devices for casting lines

Definition statement

This place covers:

Projectiles for casting fishing lines, remote controlled boats, kites, casting aids.



References

Informative references

Attention is drawn to the following places, which may be of interest for search:

Devices for laying ground-bait	A01K 97/02
--------------------------------	----------------------------

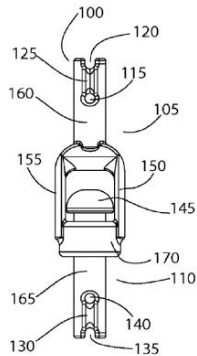
A01K 91/03

Connecting devices (devices for fixing on or removing sinkers from lines [A01K 95/02](#))

Definition statement

This place covers:

Illustrative example of subject matter classified in this group.



References

Limiting references

This place does not cover:

Devices for fixing on or removing sinkers from lines	A01K 95/02
--	----------------------------

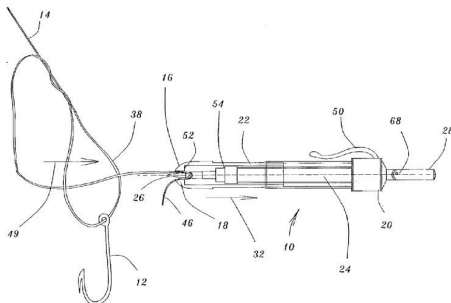
A01K 91/04

for connecting lines to hooks or lures

Definition statement

This place covers:

Knot tying devices.



References

Informative references

Attention is drawn to the following places, which may be of interest for search:

Rigid hand tools for non-rotary grinding, polishing, or stropping	B24D 15/02
---	----------------------------

Knot-tying devices in general	B65H 69/04
Other knotting	D04G 5/00

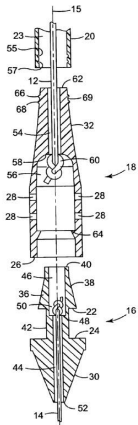
A01K 91/047

for connecting lines to lines

Definition statement

This place covers:

Illustrative example of subject matter classified in this group.



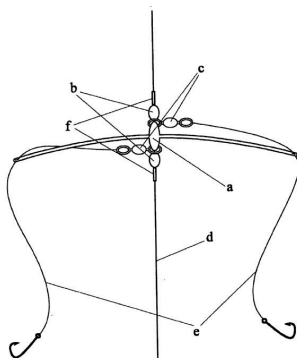
A01K 91/053

Fishing booms, i.e. connecting devices spreading out the leaders, e.g. to avoid tangling thereof

Definition statement

This place covers:

Illustrative example of subject matter classified in this group.



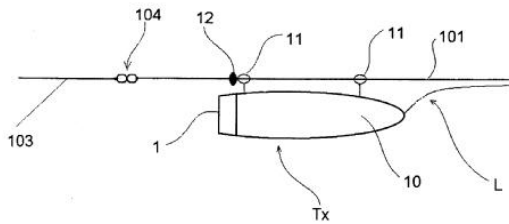
A01K 91/06

Apparatus on lines not otherwise provided for, e.g. automatic hookers

Definition statement

This place covers:

Fishing line stops, flashers, etc.

**References****Informative references**

Attention is drawn to the following places, which may be of interest for search:

Floats	A01K 93/00
--------	----------------------------

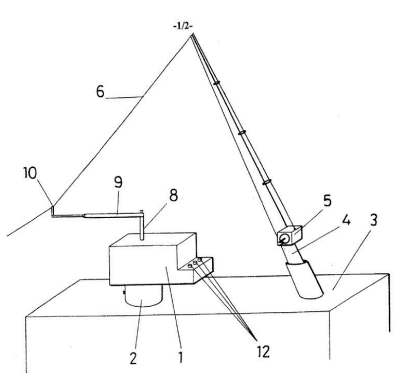
A01K 91/065

{Jiggling devices, i.e. devices for moving the lure}

Definition statement

This place covers:

Illustrative example of subject matter classified in this group.



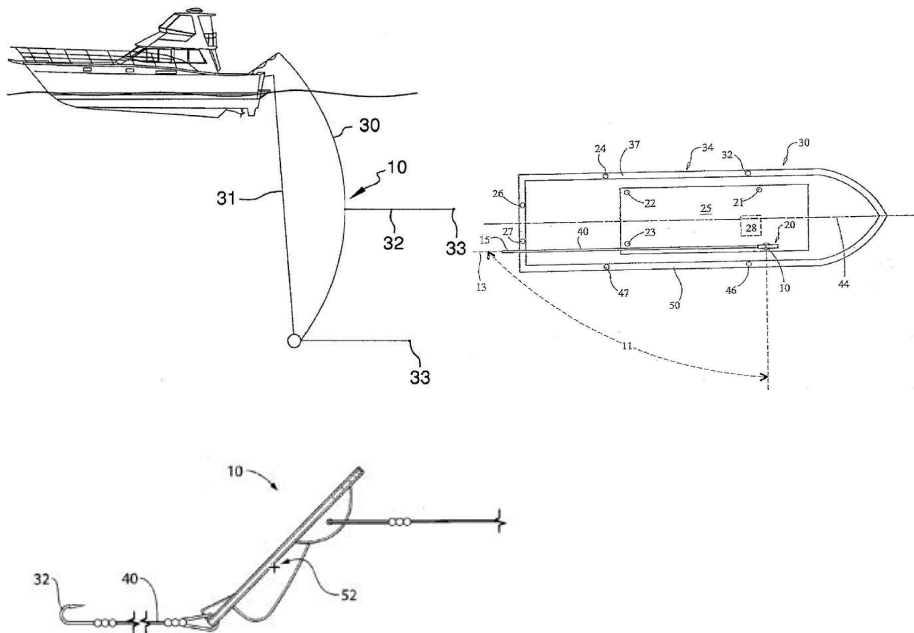
A01K 91/08

Trolling devices

Definition statement

This place covers:

Outriggers, downriggers, etc.



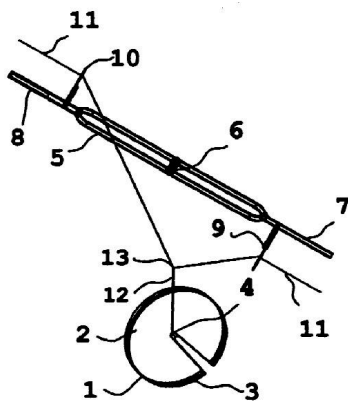
A01K 91/10

for automatic hook setting

Definition statement

This place covers:

Illustrative example of subject matter classified in this group.



References

Informative references

Attention is drawn to the following places, which may be of interest for search:

Supports for rods with automatic hook setting	A01K 97/11
---	----------------------------

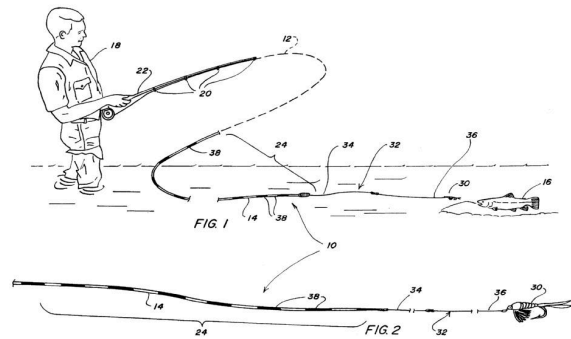
A01K 91/12

Fly lines

Definition statement

This place covers:

Illustrative example of subject matter classified in this group.



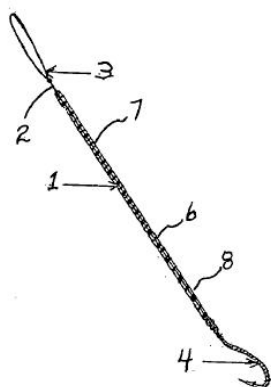
A01K 91/14

Leaders

Definition statement

This place covers:

Illustrative example of subject matter classified in this group.

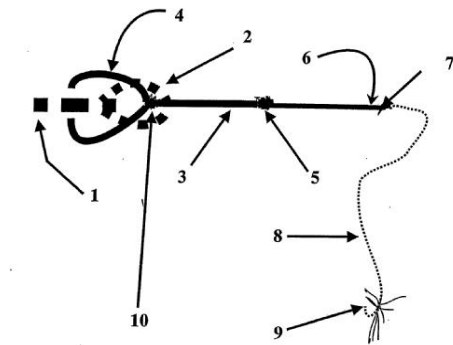


A01K 91/16

for fly fishing

Definition statement*This place covers:*


Illustrative example of subject matter classified in this group.

**A01K 91/18**

Trotlines, longlines; Accessories therefor, e.g. baiting devices, lifters or setting reeler

Definition statement*This place covers:*

Illustrative example of subject matter classified in this group.

**References****Informative references***Attention is drawn to the following places, which may be of interest for search:*

Devices for holding bait on hooks	A01K 83/06
Preparation of bait	A01K 97/04

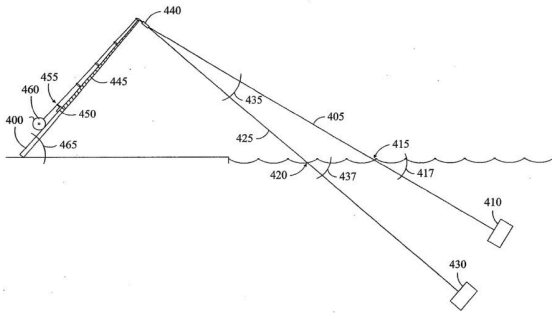
A01K 91/20

Line length or depth measuring devices

Definition statement

This place covers:

Illustrative example of subject matter classified in this group.



References

Informative references

Attention is drawn to the following places, which may be of interest for search:

Accessories for angling	A01K 97/00
-------------------------	----------------------------

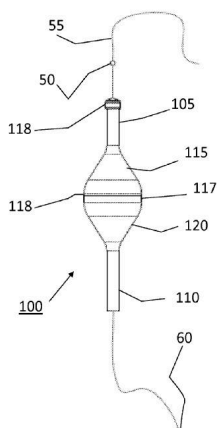
A01K 93/00

Floats for angling, with or without signalling devices

Definition statement

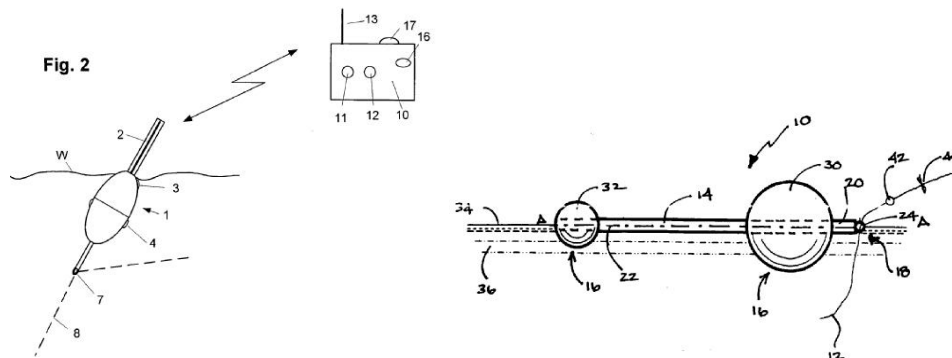
This place covers:

Illustrative example of subject matter classified in this group.



A01K 93/02**with signalling devices****Definition statement***This place covers:*

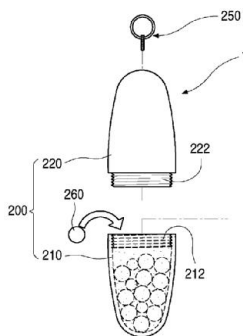
Float with strike signalling means or location signalling means.

**References****Informative references***Attention is drawn to the following places, which may be of interest for search:*

Signalling devices	A01K 97/12 , A01K 97/125
--------------------	--

A01K 95/00**Sinkers for angling (for trawling [A01K 75/06](#))****Definition statement***This place covers:*

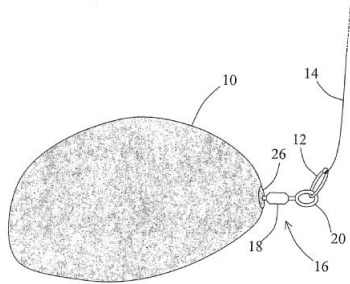
Illustrative example of subject matter classified in this group.

**References****Limiting references***This place does not cover:*

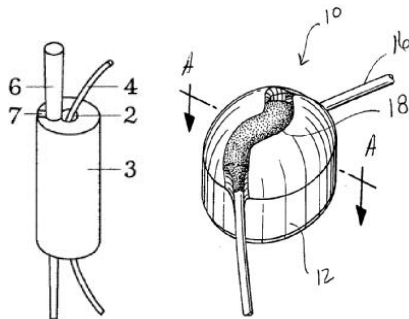
Sinkers for trawl nets	A01K 75/06
------------------------	----------------------------

A01K 95/005**{Sinkers not containing lead}****Definition statement***This place covers:*

Illustrative example of subject matter classified in this group.

**A01K 95/02****Devices for fixing on or removing sinkers from lines****Definition statement***This place covers:*

Illustrative example of subject matter classified in this group.

**References****Informative references***Attention is drawn to the following places, which may be of interest for search:*

Connecting devices	A01K 91/03
Connecting devices for connecting lines to hooks or lures	A01K 91/04

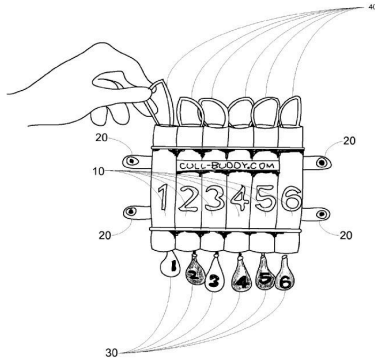
A01K 97/00

Accessories for angling (fish stringers [A01K 65/00](#); landing-nets or landing-spoons for fishing [A01K 77/00](#))

Definition statement

This place covers:

Illustrative example of subject matter classified in this group.



References

Limiting references

This place does not cover:

Fish stringers	A01K 65/00
Landing-nets, landing-spoons	A01K 77/00

Informative references

Attention is drawn to the following places, which may be of interest for search:

Fishing training equipment	A63F 13/00
Sonar systems for locating fish	G01S 15/96

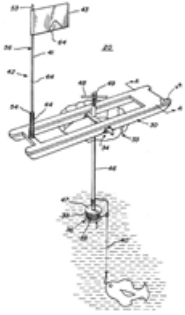
A01K 97/01

for ice-fishing {; Ice drilling, hook-setting or signalling devices}

Definition statement

This place covers:

Illustrative example of subject matter classified in this group.

**References****Informative references**

Attention is drawn to the following places, which may be of interest for search:

Fishing, hunting huts or the like	E04H 15/001
Special methods or apparatus for drilling	E21B 7/00

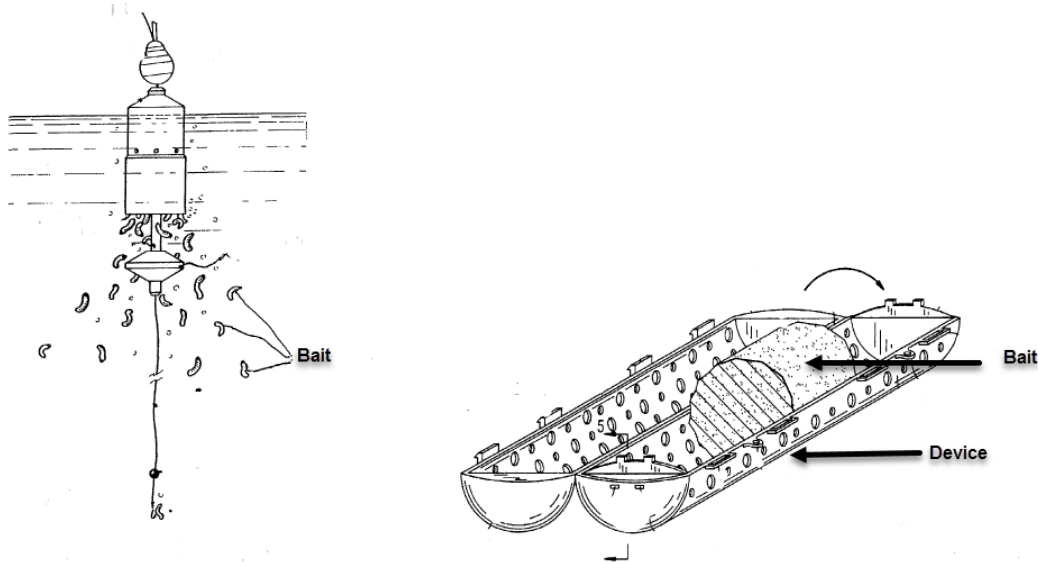
A01K 97/02

Devices for laying ground-bait, e.g. chum dispensers {, e.g. also for throwing ground-bait}

Definition statement

This place covers:

Illustrative examples of subject matter classified in this group.



References

Informative references

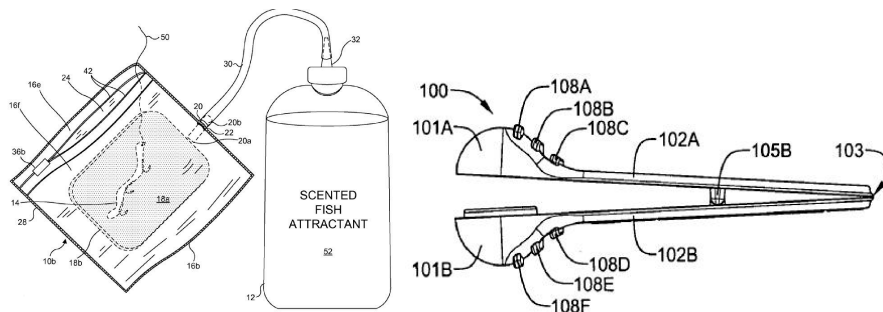
Attention is drawn to the following places, which may be of interest for search:

Artificial baits	A01K 85/00
Apparatus on lines	A01K 91/06
Preparation of bait; Ingredients	A01K 97/045
Edible baits or other oral forms for animals	A61K 9/0056

A01K 97/04**Containers for bait; Preparation of bait****Definition statement**

This place covers:

Illustrative example of subject matter classified in this group.

**References****Informative references**

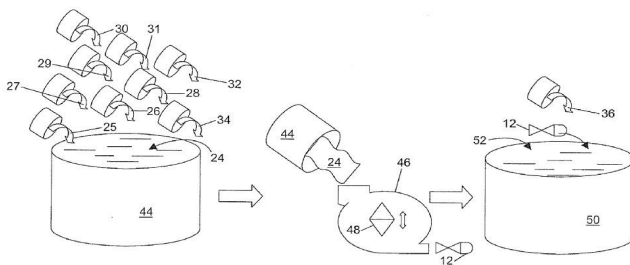
Attention is drawn to the following places, which may be of interest for search:

Feeding stuffs for particular animals	A23K 50/00
---------------------------------------	----------------------------

A01K 97/045**{Preparation of bait; Ingredients}****Definition statement**

This place covers:

Illustrative example of subject matter classified in this group.

**References****Informative references**

Attention is drawn to the following places, which may be of interest for search:

Holding bait on hooks	A01K 83/06
Baiting trotlines	A01K 91/18

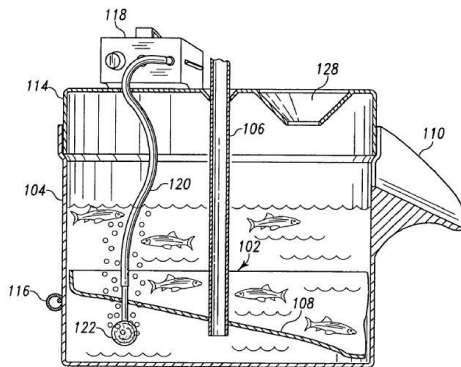
A01K 97/05

Containers for live bait kept in water, e.g. for minnows or shrimps

Definition statement

This place covers:

Illustrative example of subject matter classified in this group.



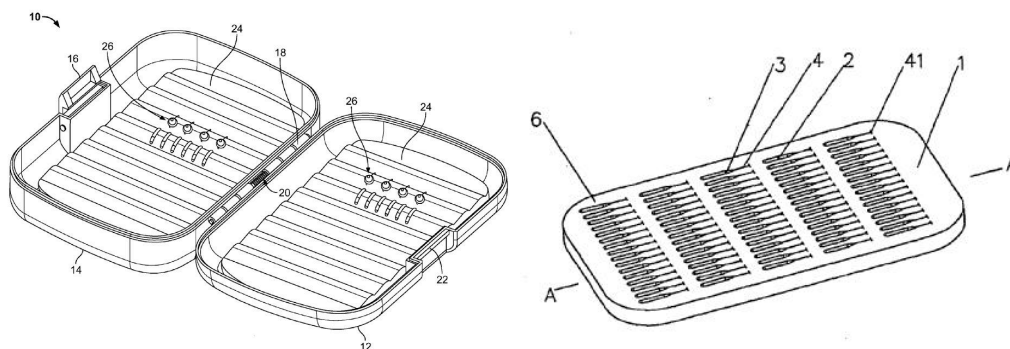
A01K 97/06

Containers or holders for hooks, lines, sinkers, flies or the like {(attached to a fishing rod [A01K 87/009](#))}

Definition statement

This place covers:

Illustrative example of subject matter classified in this group.



References

Informative references

Attention is drawn to the following places, which may be of interest for search:

Fishing rod with attached hook or tackle holders	A01K 87/009
Devices for drying fishing lines	A01K 97/16

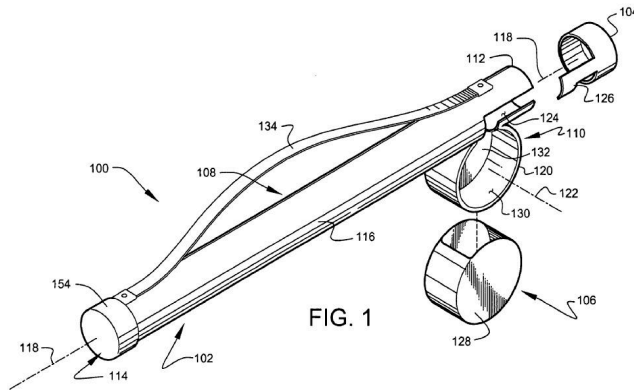
A01K 97/08

Containers for rods

Definition statement

This place covers:

Illustrative example of subject matter classified in this group.



References

Informative references

Attention is drawn to the following places, which may be of interest for search:

Devices for storing rifles, guns or elongated objects such as fishing rods	A47B 81/005
--	-----------------------------

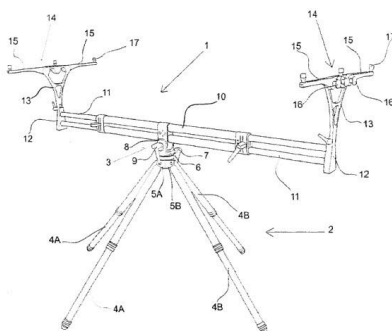
A01K 97/10

Supports for rods

Definition statement

This place covers:

Illustrative example of subject matter classified in this group.



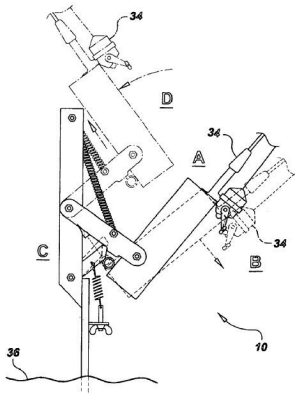
A01K 97/11

with automatic hooking devices

Definition statement

This place covers:

Illustrative example of subject matter classified in this group.



References

Informative references

Attention is drawn to the following places, which may be of interest for search:

Apparatus on lines for automatic hook setting	A01K 91/10
---	----------------------------

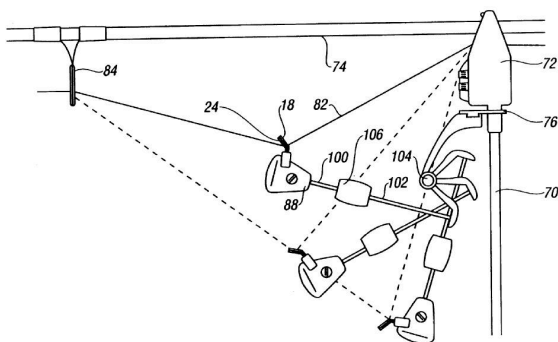
A01K 97/12

Signalling devices, e.g. tip-up devices ([A01K 91/06](#) takes precedence {; for floats [A01K 93/02](#); for ice-fishing [A01K 97/01](#); for supports [A01K 97/10](#)})

Definition statement

This place covers:

Illustrative example of subject matter classified in this group.



References

Limiting references

This place does not cover:

Signalling devices on fishing lines	A01K 91/06
Signalling devices for floats	A01K 93/02
Signalling devices for ice-fishing	A01K 97/01

Informative references

Attention is drawn to the following places, which may be of interest for search:

Signalling devices for supports	A01K 97/10
---------------------------------	----------------------------

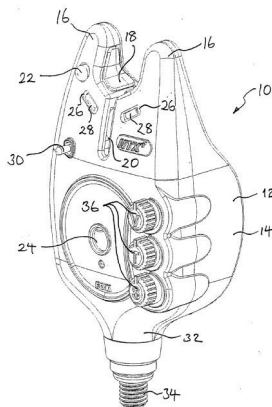
A01K 97/125

{using electronic components}

Definition statement

This place covers:

Illustrative example of subject matter classified in this group.



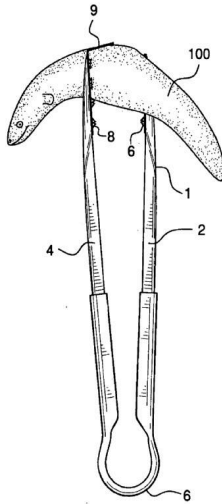
A01K 97/14

Gaffs

Definition statement

This place covers:

Illustrative example of subject matter classified in this group.



Glossary of terms

In this place, the following terms or expressions are used with the meaning indicated:

Gaff: a pole with a sharp hook at the distal end, used to spear and lift large fish out of the water.

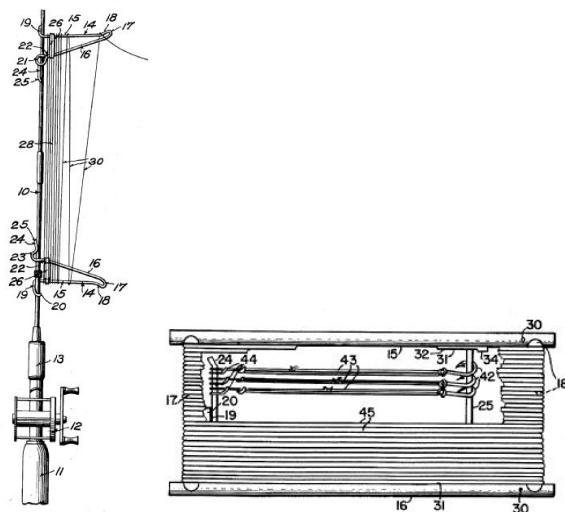
A01K 97/16

Devices for drying fishing lines

Definition statement

This place covers:

Illustrative example of subject matter classified in this group.



References

Informative references

Attention is drawn to the following places, which may be of interest for search:

Containers or holders for lines	A01K 91/06
---------------------------------	----------------------------

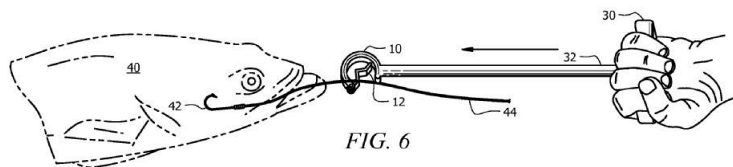
A01K 97/18

for removing fish-hooks from the fish

Definition statement

This place covers:

Illustrative example of subject matter classified in this group.



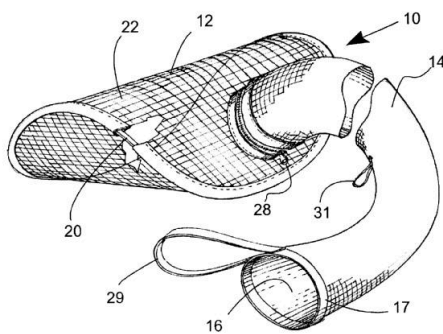
A01K 97/20

Keepnets or other containers for keeping captured fish ([A01K 97/05](#) takes precedence)

Definition statement

This place covers:

Illustrative example of subject matter classified in this group.



References

Limiting references

This place does not cover:

Fish-stringers	A01K 65/00
Containers for live bait kept in water	A01K 97/05

Informative references

Attention is drawn to the following places, which may be of interest for search:

Receptacles specially adapted for transporting live fish	A01K 63/02
--	----------------------------

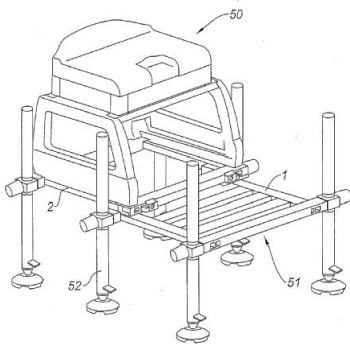
A01K 97/22

Platforms or seat-boxes specially adapted for angling, e.g. tackle boxes for use as seats

Definition statement

This place covers:

Illustrative example of subject matter classified in this group.

**References****Informative references**

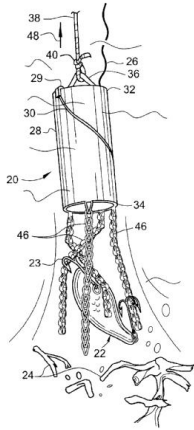
Attention is drawn to the following places, which may be of interest for search:

Hand carts for fishing articles	B62B 2202/402
---------------------------------	-------------------------------

A01K 97/24**Arrangements for disengaging fish-hooks from obstacles****Definition statement**

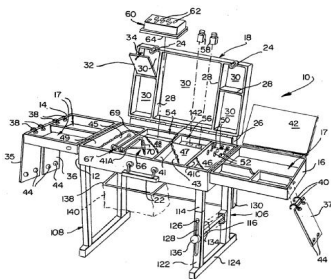
This place covers:

Illustrative example of subject matter classified in this group.

**A01K 97/26****Fly tying devices****Definition statement**

This place covers:

Illustrative example of subject matter classified in this group.

**References****Informative references**

Attention is drawn to the following places, which may be of interest for search:

Knot tying devices	A01K 91/04
--------------------	----------------------------

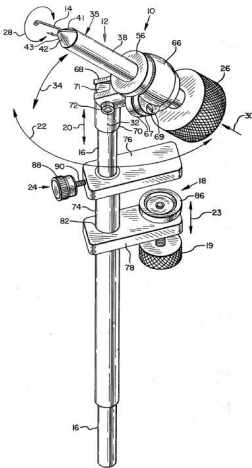
A01K 97/28

Vices specially adapted therefor

Definition statement

This place covers:

Illustrative example of subject matter classified in this group.



References

Informative references

Attention is drawn to the following places, which may be of interest for search:

Knot tying devices	A01K 91/04
--------------------	----------------------------