

EUROPEAN PATENT OFFICE
U.S. PATENT AND TRADEMARK OFFICE

CPC NOTICE OF CHANGES 1289

DATE: MAY 1, 2022

PROJECT DP10000

<u>Action</u>	<u>Subclass</u>	<u>Group(s)</u>
DEFINITIONS:		
Definitions Modified:	F21K	9/00
	F21L	4/005, 4/027
	F21L	13/06, 13/08
	F21L	14/02, 14/04, 15/02
	F21S	2/005
	F21S	4/10, 4/20, 4/28
	F21S	6/001
	F21S	8/00, 8/006, 8/031, 8/035, 8/037, 8/06, 8/065, 8/068, 8/08
	F21S	9/03
	F21S	10/002, 10/04, 10/06
	F21S	11/00
	F21S	19/00
	F21V	SUBCLASS
	F21V	1/10, 1/14
	F21V	5/046, 5/048, 5/08
	F21V	7/00, 7/0008, 7/0025, 7/0083, 7/18
	F21V	11/02, 11/04, 11/06, 11/14, 11/18
	F21V	13/14
	F21V	15/013, 15/02
	F21V	17/02, 17/04, 17/06
	F21V	21/002, 21/005, 21/03, 21/04, 21/084, 21/0925, 21/112, 21/116, 21/13, 21/145, 21/24
	F21V	27/00, 27/02
	F21V	31/04
	F21V	33/0024, 33/0036, 33/004, 33/0056, 33/006, 33/0076, 33/008, 33/0096

No other subclasses/groups are impacted by this Notice of Changes.

This Notice of Changes includes the following [Check the ones included]:

1. CLASSIFICATION SCHEME CHANGES

- A. New, Modified or Deleted Group(s)
- B. New, Modified or Deleted Warning(s)
- C. New, Modified or Deleted Note(s)
- D. New, Modified or Deleted Guidance Heading(s)

CPC NOTICE OF CHANGES 1289

DATE: MAY 1, 2022

PROJECT DP10000

2. DEFINITIONS

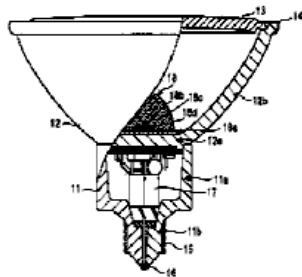
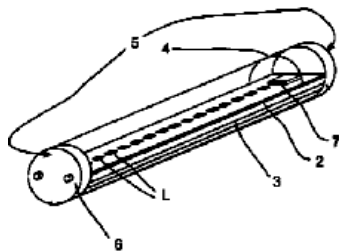
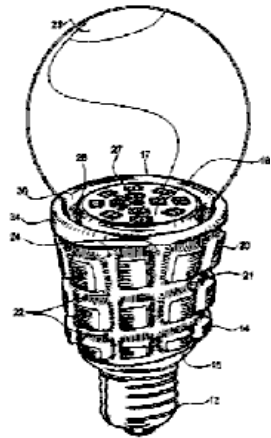
- A. New or Modified Definitions (Full definition template)
 - B. Modified or Deleted Definitions (Definitions Quick Fix)
3. REVISION CONCORDANCE LIST (RCL)
 4. CHANGES TO THE CPC-TO-IPC CONCORDANCE LIST (CICL)
 5. CHANGES TO THE CROSS-REFERENCE LIST (CRL)

2. A. DEFINITIONS (Modified)

F21K 9/00

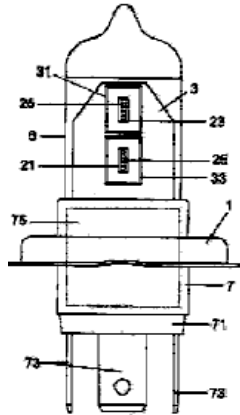
Definition statement

Replace: Under the existing text “Examples for LED lamps” all of the four images and all of the text associated with the four images with the following four updated images.



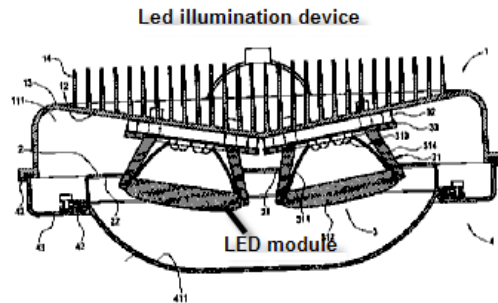
DATE: MAY 1, 2022

PROJECT DP10000



Replace: Under the text “Examples for LED modules” the existing image with the following updated image.

Delete: The text “EP1998107”.

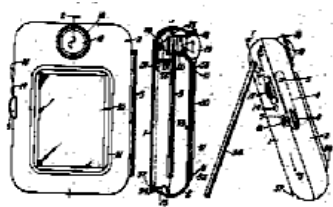


F21L 4/005

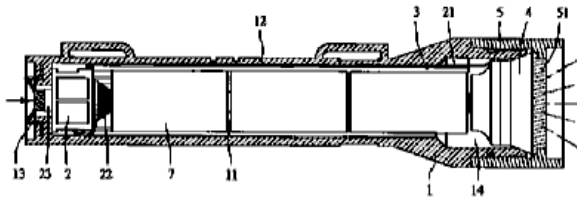
Definition statement

Replace: The existing images and text with the following three updated images and text.

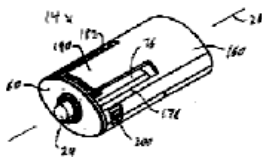
Flat type self-contained or battery-operated portable electric light



Torch



squeeze-activated flashlight

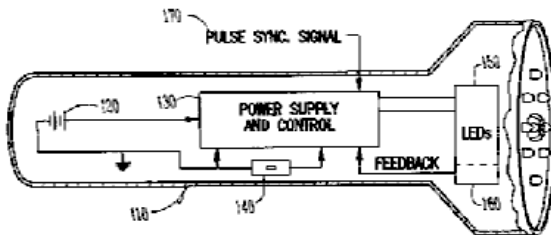
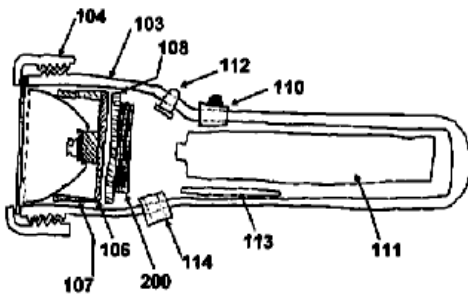


F21L 4/027

Definition statement

Replace: The existing images and text with the following two updated images and text.

Pocket lamp, the light emitter of which being one or more LED



DATE: MAY 1, 2022

PROJECT DP10000

F21L 13/06

Definition statement

Delete: The following text from the Definition statement.

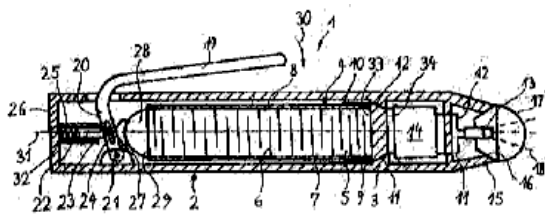
Ex.: GB2408317

F21L 13/08

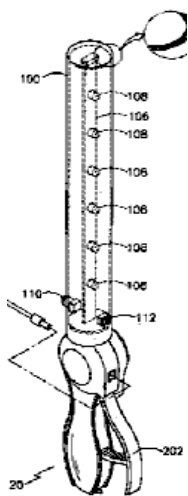
Definition statement

Replace: The existing images and text with the following two updated images and text.

Electric power device for portable device with a piezo-converter



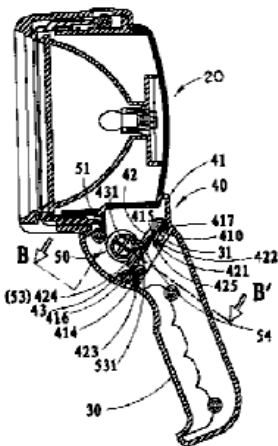
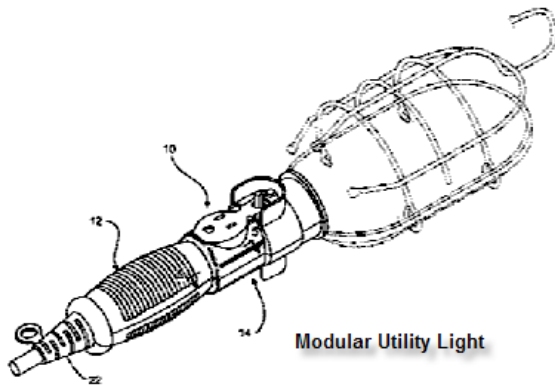
Portable signal light with a self-generator



F21L 14/02

Definition statement

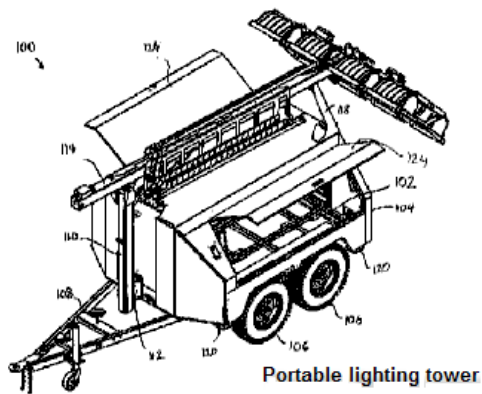
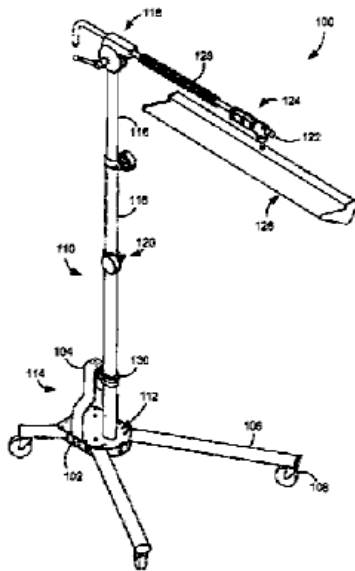
Replace: The existing images and text with the following two updated images.



F21L 14/04

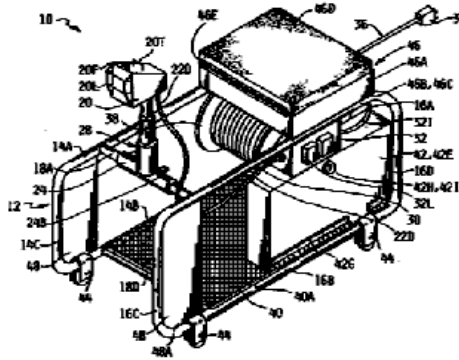
Definition statement

Replace: The existing images and text with the following three updated images.



DATE: MAY 1, 2022

PROJECT DP10000



F21L15/02

References

Informative references

Attention is drawn to the following places, which may be of interest for search:

Replace: The last three rows of the Informative references table with the following three updated rows.

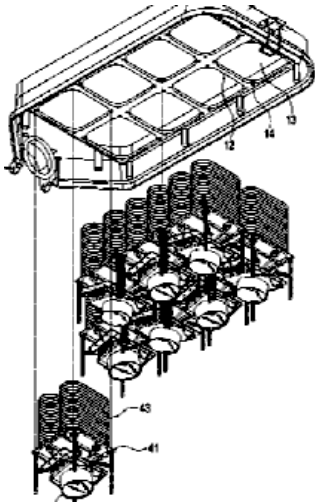
Changing the characteristics or the distribution of the light emitted by adjustment of reflectors in portable lighting devices	F21V14/045
Changing the characteristics or the distribution of the light emitted by adjustment of refractors in portable lighting devices	F21V14/065
Changing the characteristics or the distribution of the light emitted by adjustment of screens in portable lighting devices	F21V14/085

F21S 2/005

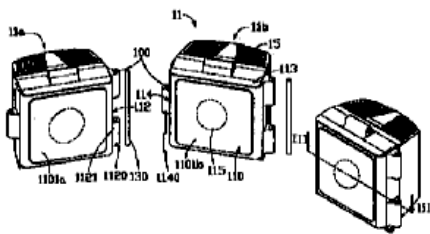
Definition statement

Replace: The existing images and text with the following three updated images and text.

- System of identical lighting modules forming a lighting device with a plurality of light sources



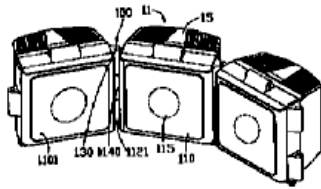
Articulated light source assembly



CPC NOTICE OF CHANGES 1289

DATE: MAY 1, 2022

PROJECT DP10000

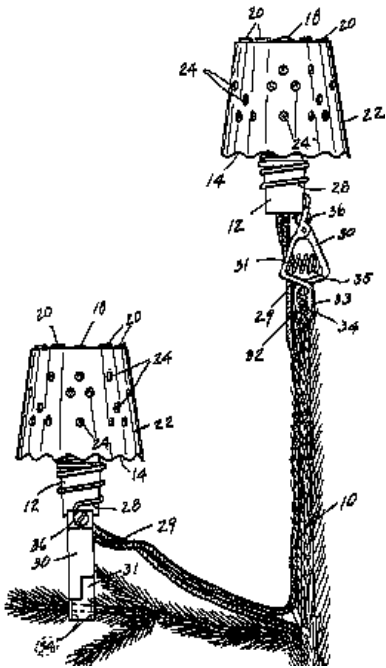


F21S 4/10

Definition statement

Replace: The existing images and text with the following updated image and text.

- String of lights for decorative purposes, e.g. for Christmas trees
- String of lights for illuminating working places
- String of lights interconnected by loose cables adapted for Christmas trees



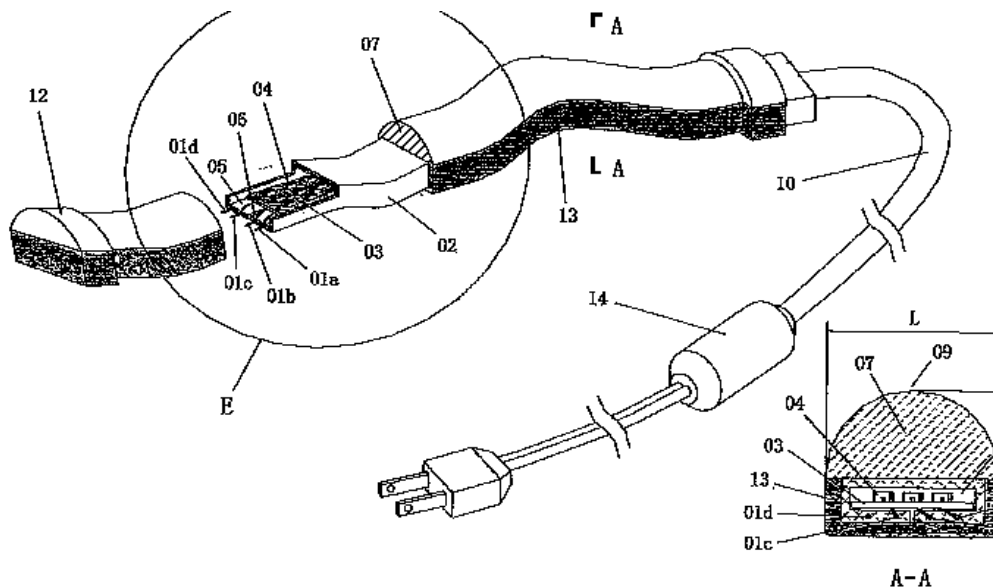
F21S 4/20

Definition statement

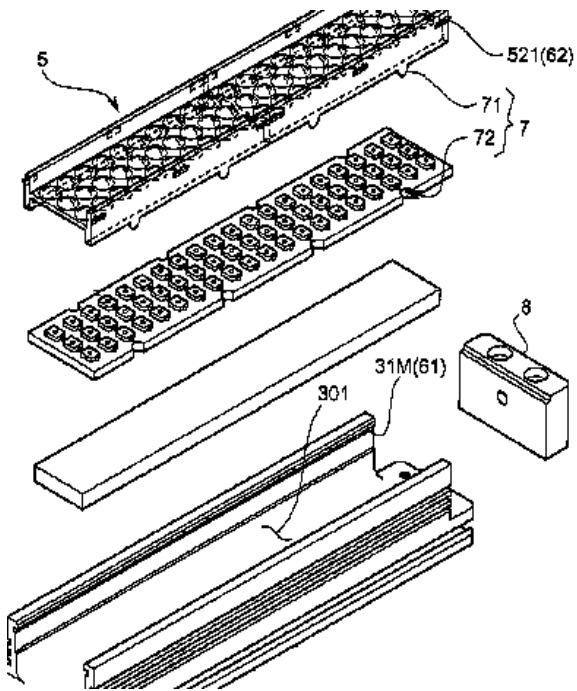
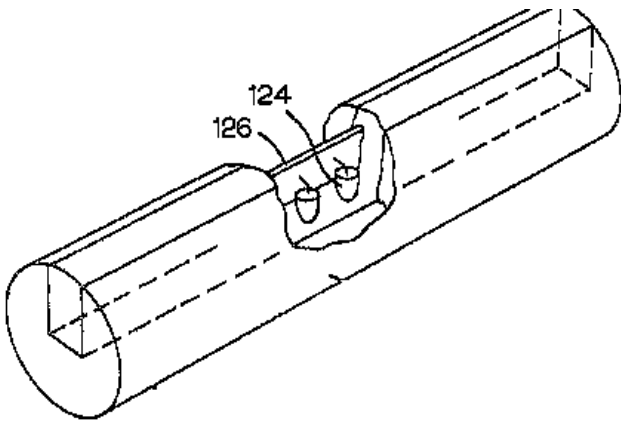
Replace: The existing images and text with the following seven updated images and text.

- Strip of lights for display case in shops
- Strip of lights for handrail or balustrade
- Strip of lights embedded in a flexible resin or housed within a flexible or rigid transparent hose, e.g. illuminated rope
- Flexible LED lighting rod device
- Decorative frames for holding string of light sources
- Strip of lights for under-shelf lighting

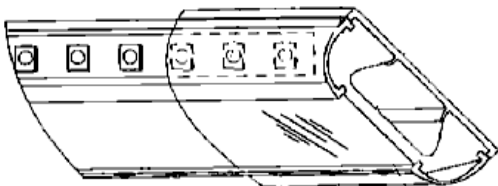
Example: Flexible strip with multiple light emitting diodes




Example: Flexible illuminated device for simulating neon lighting



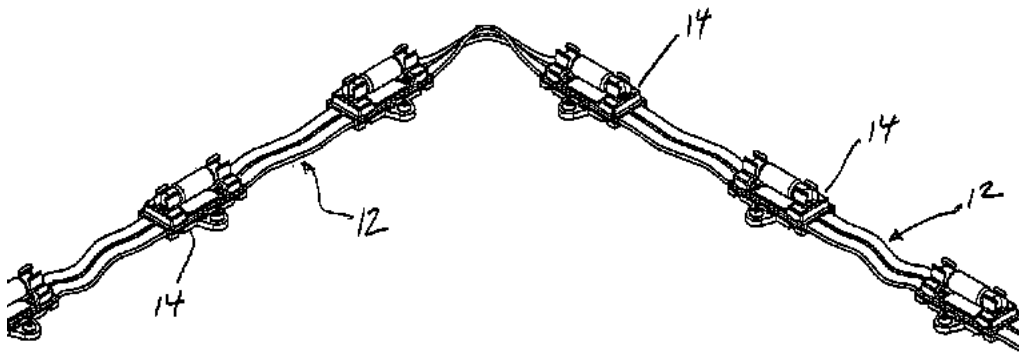
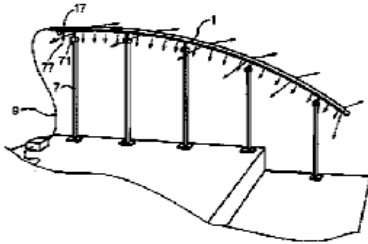
Example: Display cabinet illumination



Ex.: Under-shelf lighting system



Example: Strip of lights for handrail illumination

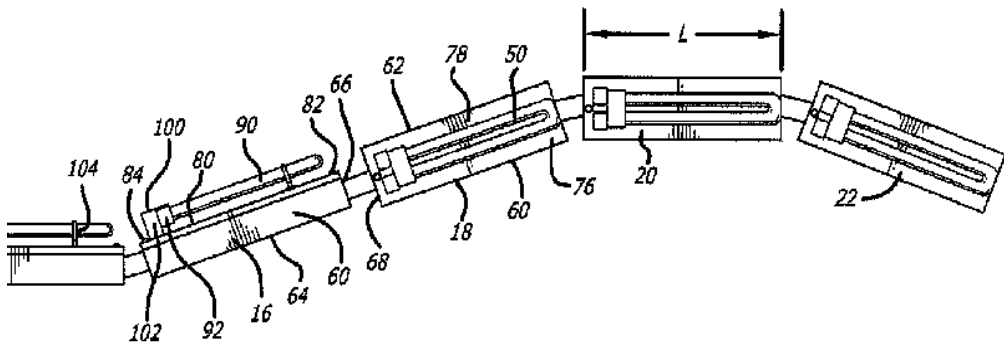
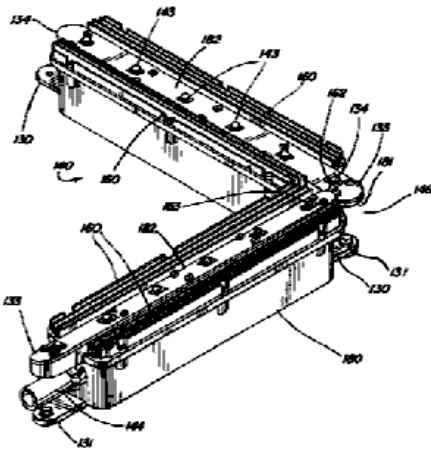


F21S 4/28

Definition statement

Replace: The existing images and text with the following four updated images and text.

- Strips of lights, the lights being of elongated shapes
- Strips of elongated lighting devices

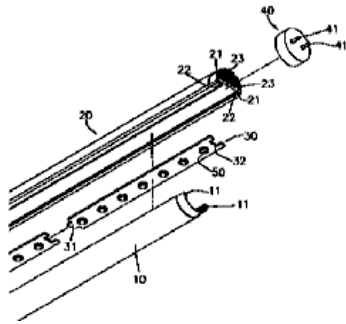


Example: Printed circuit board with diodes connected end-to-end

CPC NOTICE OF CHANGES 1289

DATE: MAY 1, 2022

PROJECT DP10000



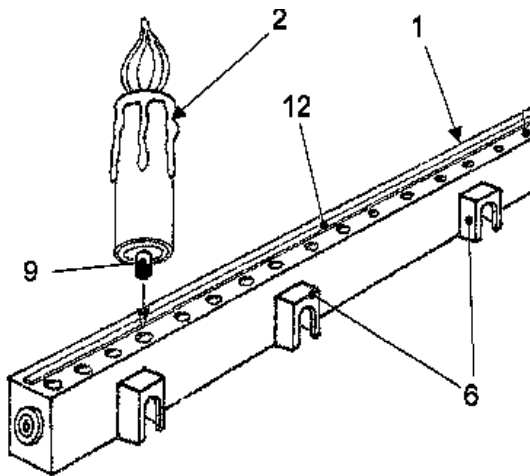
F21S 6/001

Definition statement

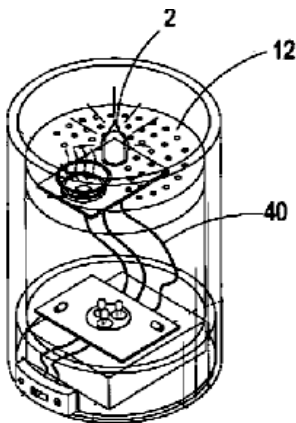
Replace: The existing images and text with the following two updated images and text.

- Individual electric candle lamps
- Single battery powered candle lamps

Warning: this group includes also lighting devices for fixed installation and electric lamps simulating candles and forming strips of lamps.



Example: Single Candle Lamp



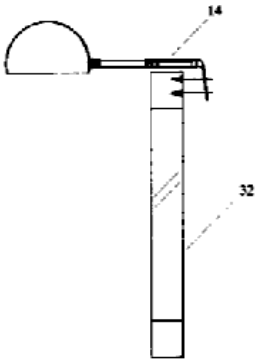
F21S 8/00

Definition statement

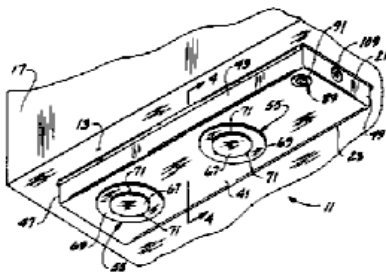
Replace: The existing images and text with the following 25 updated images and text.

- for example desk lamps which are considered being a not frequently moved lighting device

Example: Wall or picture frame mounted illuminating device

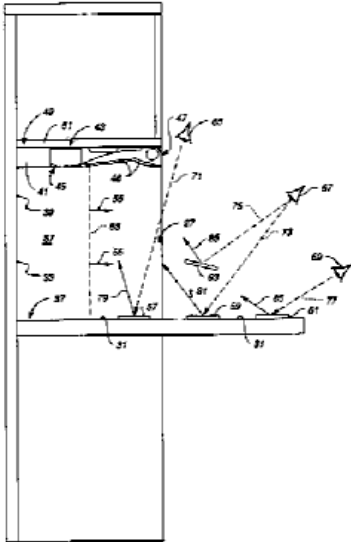


Example: Under-cabinet light fixture



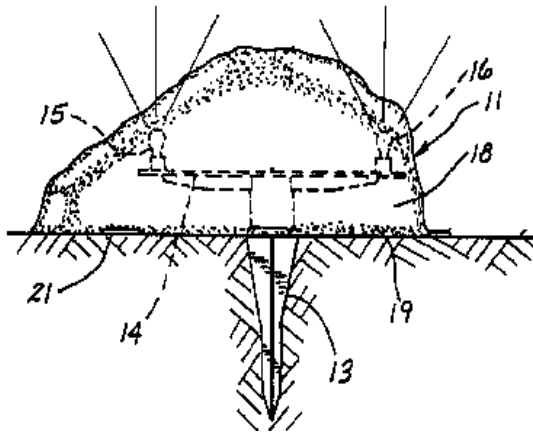
DATE: MAY 1, 2022

PROJECT DP10000



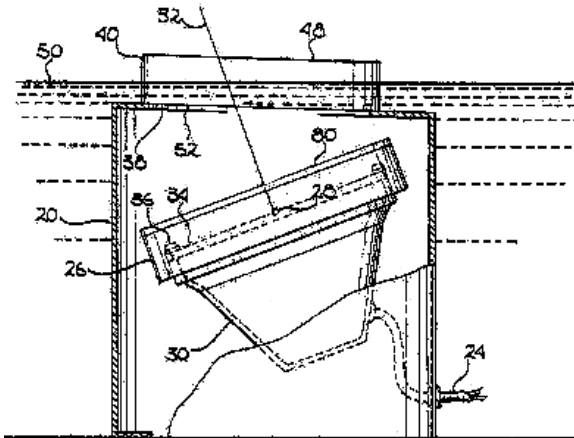
- Lighting devices for lighting inside a domestic oven
- Lighting devices for lighting the interior of a closed vessel, e.g. a pressure tank
- Lighting devices for decorative purposes

Example: A stone-like shell



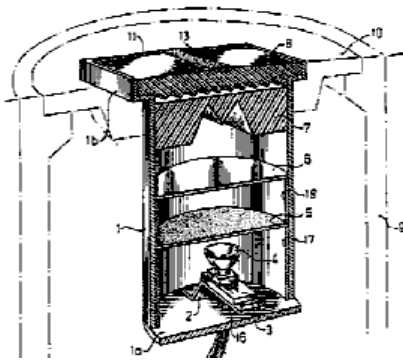
- Lighting devices for fountain lighting
- Lighting devices for swimming pool lighting

Example: Underwater lighting system

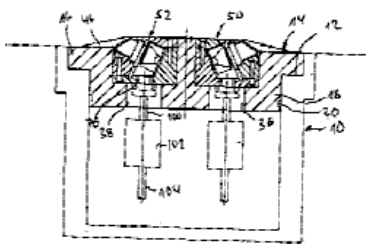


- Lighting devices for aquarium
- Lighting devices for signalling other than those adapted to be mounted on a vehicle
- Marker lights, e.g. navigation lights, airfield runway lights or beacon lights

Example: An airfield marker light ([B64F1/20](#))

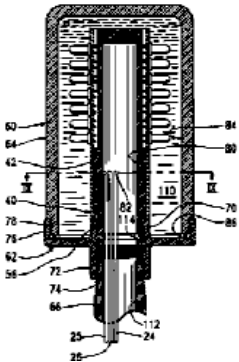


Example: Underground corridor lights for airport runways.

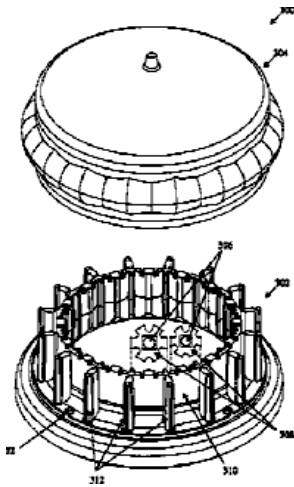


DATE: MAY 1, 2022

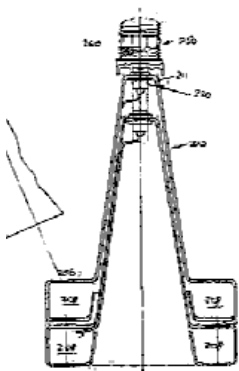
PROJECT DP10000



Example: Lighting device for guiding a vessel or aircraft

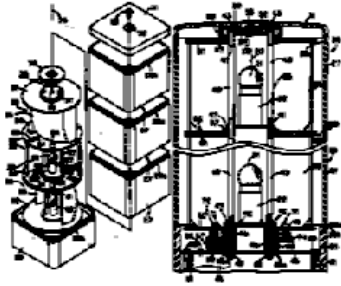


Example: Illuminated warning cone



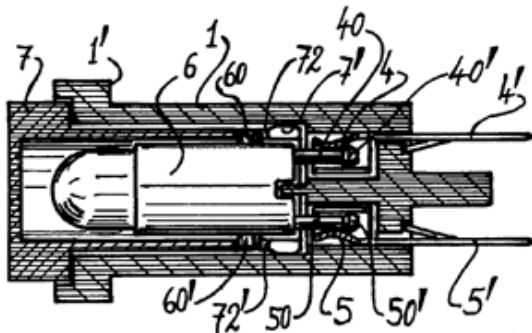
- Traffic lights; Pillar shaped lights; Lights arranged on top of each other

Example: Signalling lights on top of each other

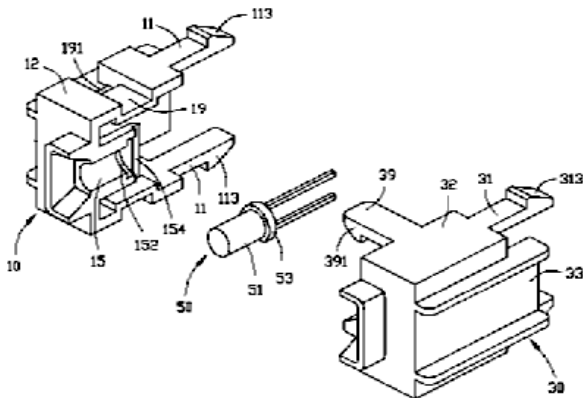


- Indicator lights, e.g. for mounting on control panels or dashboards

Example: Indicator



Example: Mounting apparatus for indicator device

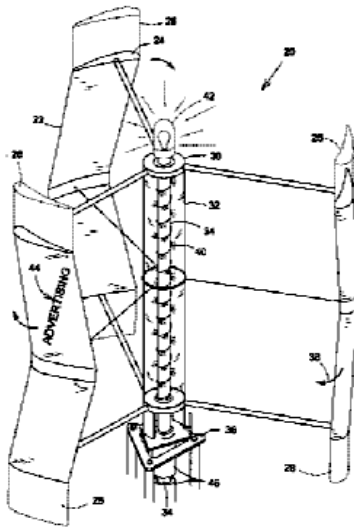


- Lamps on antennas or powerlines or aerial markers

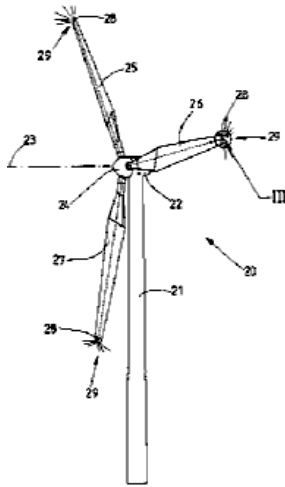
Example: Wind-powered generator and blade therefor

DATE: MAY 1, 2022

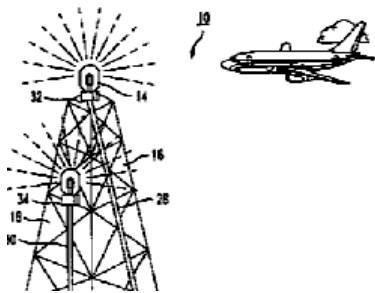
PROJECT DP10000



Example: Wind powered generator with aircraft warning lights



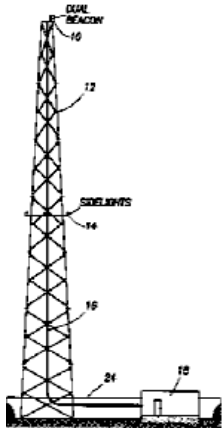
Example: Radio tower lighting system



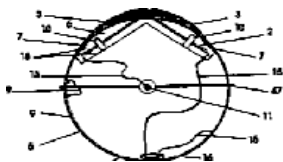
Example: Dual beacon for marking obstructions

DATE: MAY 1, 2022

PROJECT DP10000

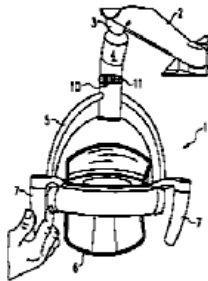


Example: Intermediate voltage cable marker with enhanced conspicuity



- Lighting devices for illuminating an indoor working place
- Lighting devices for dentistry

Example: Dental lamp

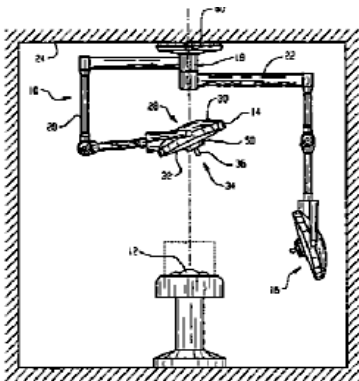


- Lighting devices for medicine or surgery, i.e. fixed installation lighting apparatus in surgery rooms to light the surgeon's working places

Example: Surgical lighting system

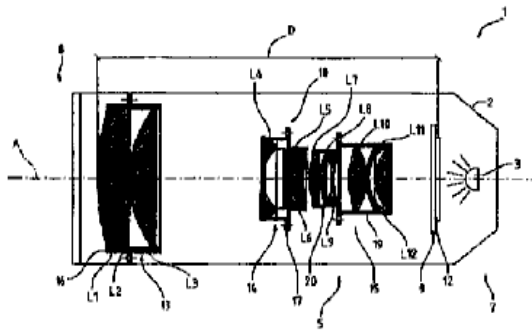
DATE: MAY 1, 2022

PROJECT DP10000

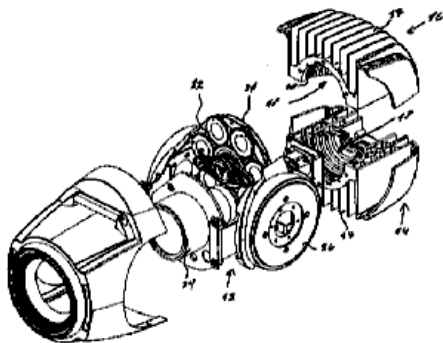


- Lighting devices for stage, circus, studio, theatre or indoor arena lighting

Example: Washlight stage lighting fixture



Example: Moving head projector for use in exhibitions, theatres or shops

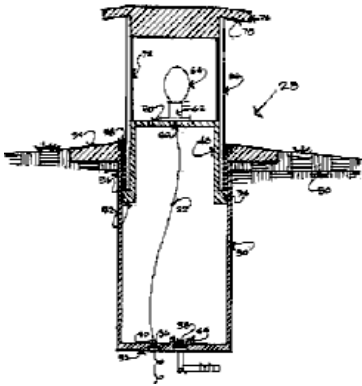


- Lighting devices for outdoor lighting, e.g. of tunnels, building, gardens, arenas, sport fields or gas stations

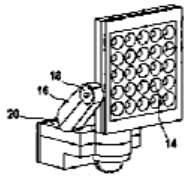
Example: Garden lighting device attachable to ground

DATE: MAY 1, 2022

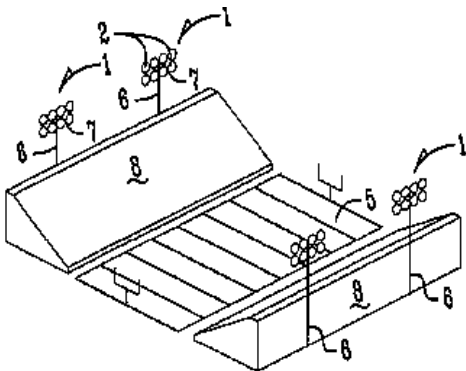
PROJECT DP10000



Example: Wall lighting device with motion detector



Example: Sports lighting fixture



- Lighting devices for lighting roadways or streets not provided in [F21S8/06](#), [F21S8/08](#), i.e. lighting devices for which the supports of the lighting devices are not disclosed

DATE: MAY 1, 2022

PROJECT DP10000

References

Limiting references

Delete: The following reference from the Limiting references table.

illuminating devices for liquid crystal display	G02F1/13357
---	-----------------------------

F21S 8/006

References

Informative references

Attention is drawn to the following places, which may be of interest for search:

Delete: The following reference from the Informative references table.

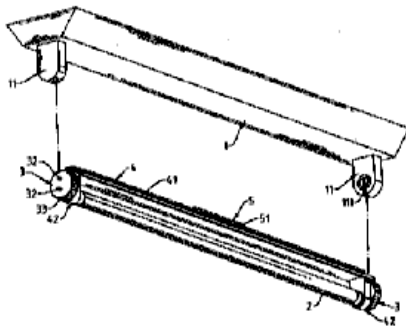
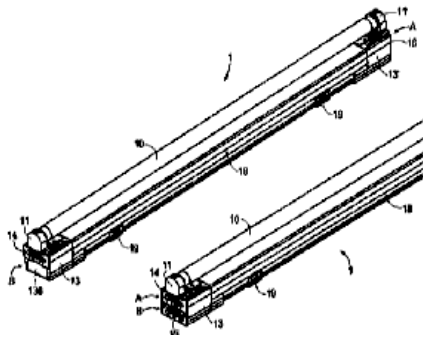
Arrangements for testing electric properties of solar cells	G01R31/26B2
---	-----------------------------

F21S 8/031

Definition statement

Replace: The existing images and text with the following two updated images and text.

- Elongated light source holding device for which the light source is mounted externally

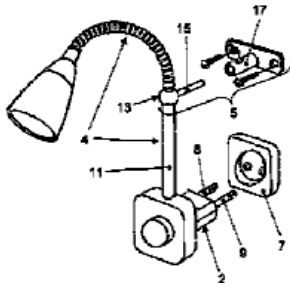


F21S 8/035

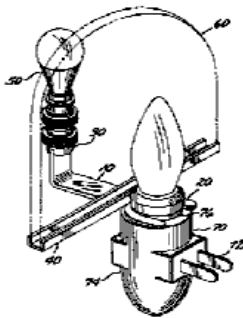
Definition statement

Replace: The existing images and text with the following three updated images and text.

Lighting devices which are intended to be plugged into a power outlet

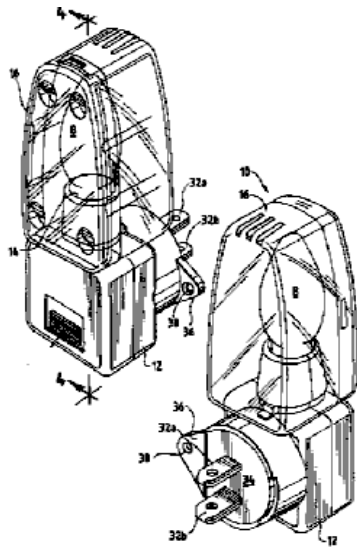


Example: Night light



DATE: MAY 1, 2022


PROJECT DP10000



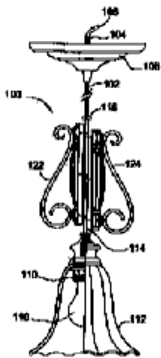
F21S 8/06

Definition statement

Replace: The existing images and text with the following two updated images and text.



Example: Hanging light fixture



DATE: MAY 1, 2022

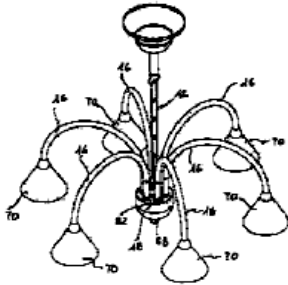
PROJECT DP10000

F21S 8/065

Definition statement

Replace: The existing image and text with the following updated image and text.

Example: Ceiling chandelier

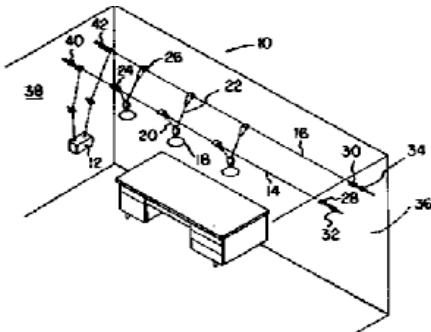
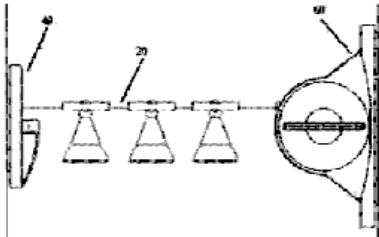


F21S 8/068


Definition statement

Replace: The existing images and text with the following three updated images and text.

Example: A suspended cable lighting system



Example: Catenary lighting apparatus



DATE: MAY 1, 2022

PROJECT DP10000

F21S 8/08

Delete: The entire Synonyms and Keywords section.

F21S 9/03

Synonyms and Keywords

Replace: The existing table and text with the following updated text.

In patent documents, the following words/expressions are often used as synonyms:

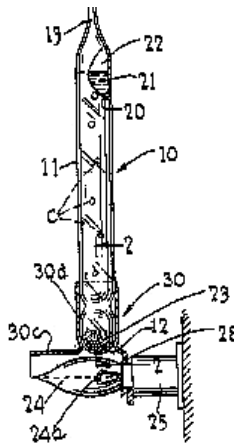
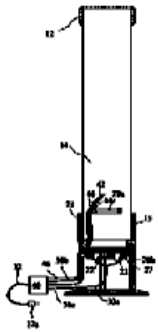
- “solar cell”, “photovoltaic cell” and “solar panel”

F21S 10/002

Definition statement

Replace: The existing images and text with the following two updated images and text.

Example: Decorative lamp with a lighted water container/reservoir.



References

Delete: The entire Limiting references section.

DATE: MAY 1, 2022

PROJECT DP10000

F21S 10/04

Relationships with other classification places

Replace: The existing text in the Relationships section with the following updated text.

F24C7/004: Stoves or ranges heated by electrical energy (electric heating elements or arrangements **H05B**); Stoves (**F24C7/02** - **F24C7/10** take precedence) simulating flames.

Auxiliaries for producing special effects on stages, or in circuses or arenas are classified in **A63J5/023**, but illuminating arrangements therefor are classified in **F21W2131/406**. **A63J5/02** further covers arrangements for making stage effects and auxiliary stage appliances for making fire and flame simulations.

DATE: MAY 1, 2022

PROJECT DP10000

References

Informative references

Attention is drawn to the following places, which may be of interest for search:

Delete: In the Informative references table, the symbol F21V14/04, so that the updated text and symbols read as follows.

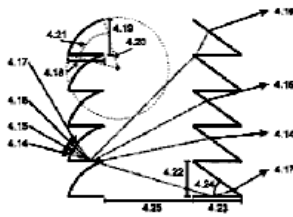
Changing the characteristics or distribution of the light emitted by movement of light sources	F21V14/02
Changing the characteristics or distribution of the light emitted by movement of reflectors	F21V14/04

F21S 11/00

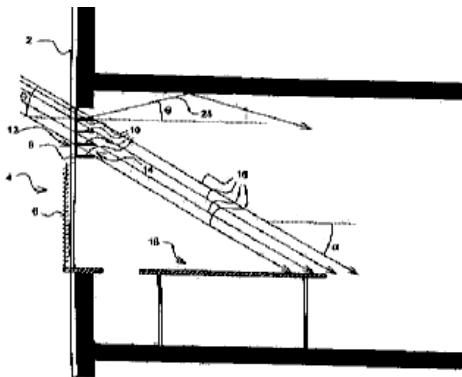
Definition statement

Replace: The existing images and text with the following two updated images and text.

Example: Daylight deflecting device for use in double glass window for illuminating of building room



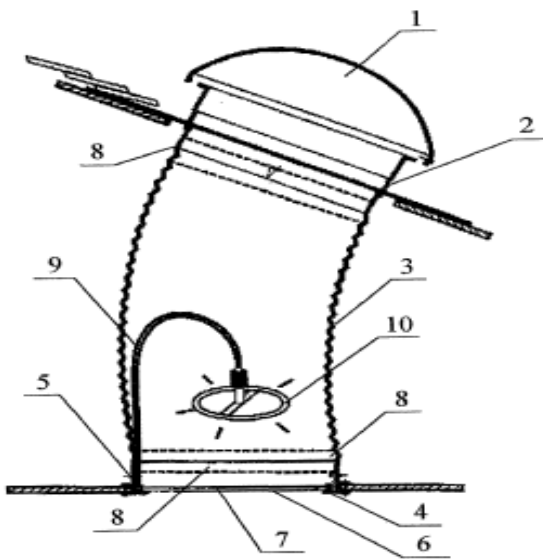
Example: Daylight illumination system



F21S 19/00

Definition statement

Delete: The text that reads "Example: WO0225032", leaving only the image in the Definition statement as shown below.



DATE: MAY 1, 2022

PROJECT DP10000

F21V

References

Informative references

Attention is drawn to the following places, which may be of interest for search:

Replace: The symbols in the last row of the Informative references table, so that the updated symbols read as follows.

Circuit arrangements for light sources	H05B46/00, H05B47/00
--	-------------------------

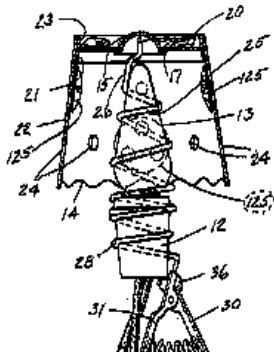
F21V 1/10

Definition statement

Replace: The existing image and text with the following updated image and text.

Illustrative example of subject matter classified in this group.

Rotating glass cover or globe or shade or fins due to heat of a light source

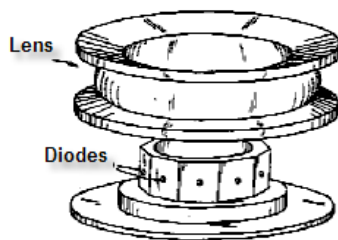


F21V 5/046

Definition statement

Replace: The existing image and text with the following updated image and text.

Illustrative example of subject matter classified in this group.

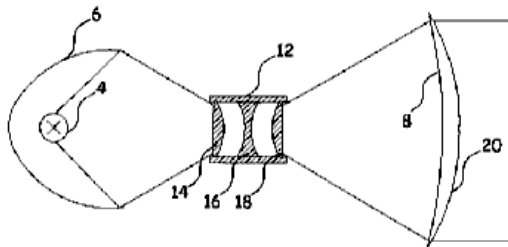


F21V 5/048

Definition statement

Replace: The existing image and text with the following updated image and text.

Illustrative example of subject matter classified in this group.

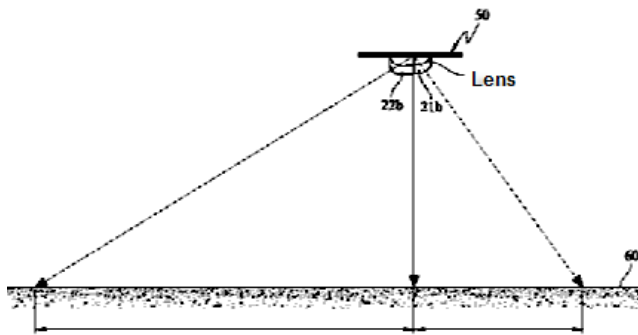


F21V 5/08

Definition statement

Replace: The existing image and text with the following updated image and text.

Illustrative example of subject matter classified in this group.



DATE: MAY 1, 2022

PROJECT DP10000

F21V 7/00

References

Informative references

Attention is drawn to the following places, which may be of interest for search:

Replace: The symbols in the first row of the Informative references table, so that the updated symbols read as follows.

Combinations of two kinds of elements one being of reflector and one of the following: refractor, filter or screen	F21V13/04, F21V13/08, F21V13/10
--	---------------------------------------

F21V 7/0008

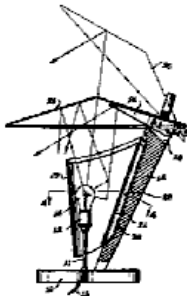
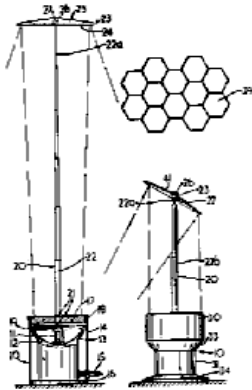
Definition statement

Replace: The existing images and text with the following updated images and text.

The lighting devices emitting light towards the ceiling and not toward the surface of interest to be lit

Lighting devices, the light beams of which are not being directed directly toward the aim, e.g. by means of reflectors

Illustrative example of subject matter classified in this group.

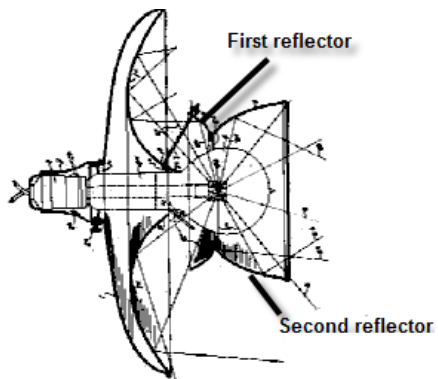
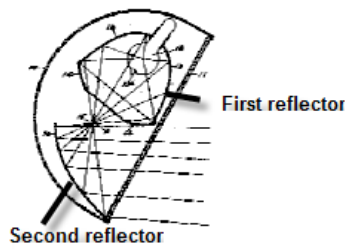


F21V 7/0025

Definition statement

Replace: The existing images and text with the following updated images and text.

Illustrative example of subject matter classified in this group.



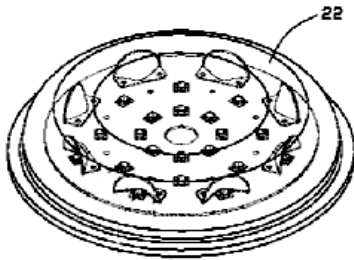
F21V 7/0083

Definition statement

Replace: The existing image and text with the following updated image and text.

Illustrative example of subject matter classified in this group.

Plurality of individually removable identical reflectors on a planar matrix of LEDs

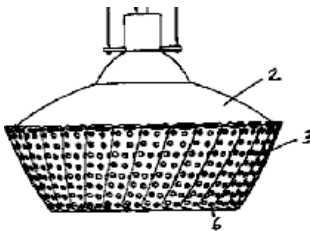
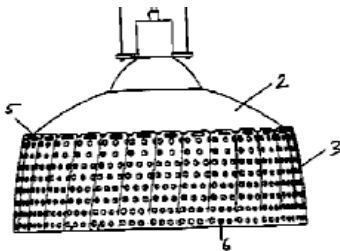
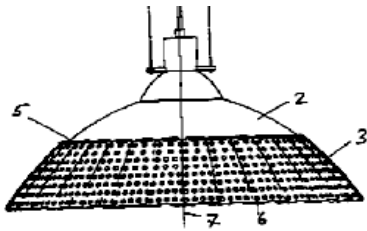


F21V 7/18

Definition statement

Replace: The existing images and text with the following updated images and text.

Illustrative examples of subject matter classified in this group.

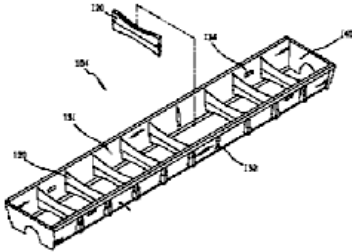


F21V 11/02

Definition statement

Replace: The existing image and text with the following updated image and text.

Illustrative example of subject matter classified in this group.



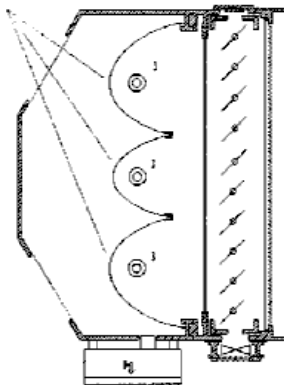
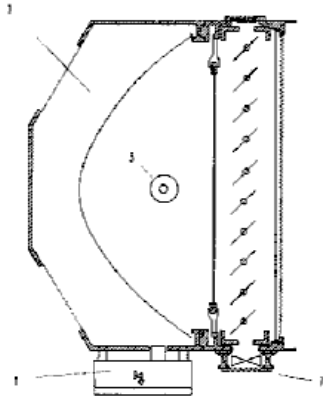
F21V 11/04

Definition statement

Replace: The existing images and text with the following updated images and text.

Adjustable lamellae

Illustrative example of subject matter classified in this group.

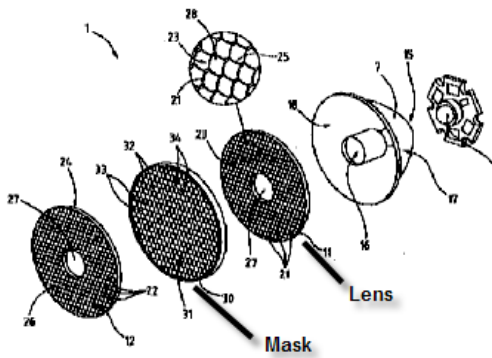


F21V 11/06

Definition statement

Replace: The existing image and text with the following updated image and text.

Illustrative example of subject matter classified in this group.



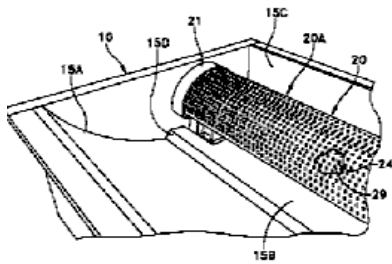
F21V 11/14

Definition statement

Replace: The existing image and text with the following updated image and text.

Illustrative example of subject matter classified in this group.

Polymeric light control film with holes on an elongated light source



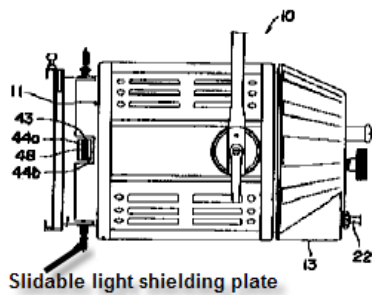
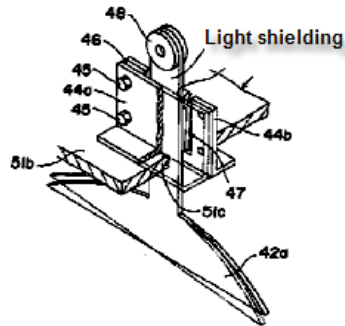
F21V 11/18

Definition statement

Replace: The existing images and text with the following updated images and text.

Illustrative example of subject matter classified in this group.

Light-shielding plates for stage projectors

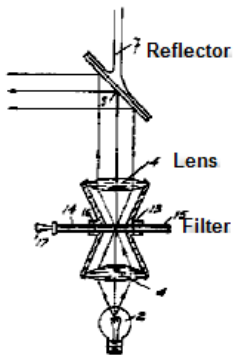


F21V 13/14

Definition statement

Replace: The existing image and text with the following updated image and text.

Illustrative example of subject matter classified in this group.



DATE: MAY 1, 2022

PROJECT DP10000

F21V 15/013

References

Informative references

Replace: The text in the existing Informative references table with the following updated text.

Attention is drawn to the following places, which may be of interest for search:

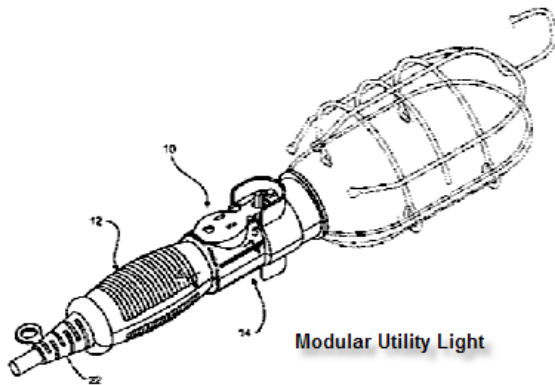
Lighting devices or systems using a string or strip of light sources	F21S4/00
--	--------------------------

F21V 15/02

Definition statement

Replace: The existing image and text with the following updated image and text.

Illustrative example of subject matter classified in this group.

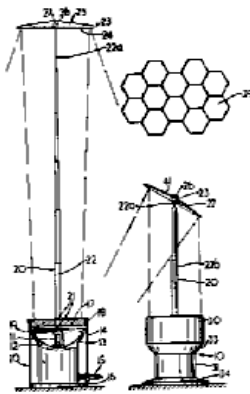


F21V 17/02

Definition statement

Replace: The existing image and text with the following updated image and text.

Details regarding the mechanism for the adjustment

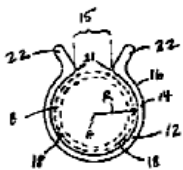
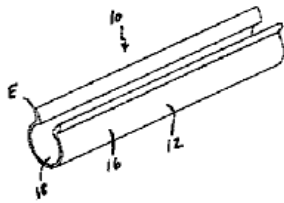


F21V 17/04

Definition statement

Replace: The existing image and text with the following updated image and text.

Illustrative example of subject matter classified in this group.

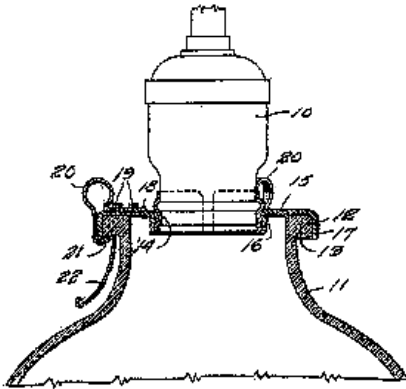


F21V 17/06

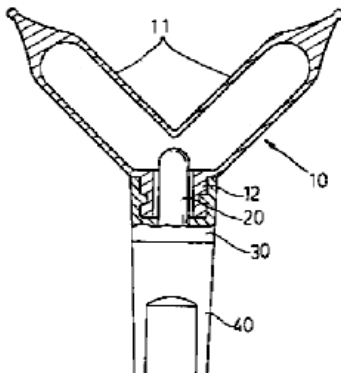
Definition statement

Replace: The existing images and text with the following updated images and text.

Electric light-globe holder



Outer shell structure of a decoration lamp string



F21V 21/002

Definition statement

Delete: The text “e.g.WO2007023261” from the Definition statement.

F21V 21/005

Definition statement

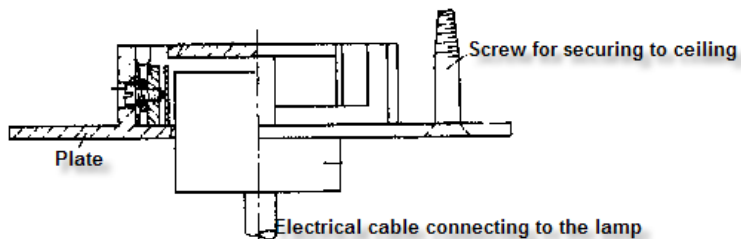
Delete: The text “e.g.EP2012054” from the Definition statement.

F21V 21/03

Definition statement

Replace: The existing image and text with the following updated image and text.

Illustrative example of subject matter classified in this group.

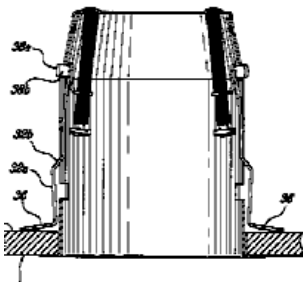
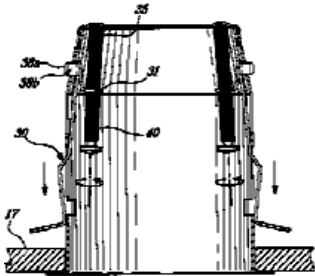
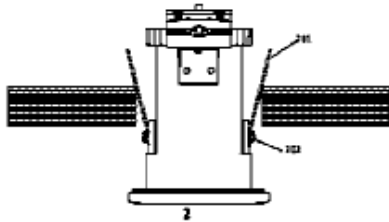


F21V 21/04

Definition statement

Replace: The existing images and text with the following updated images and text.

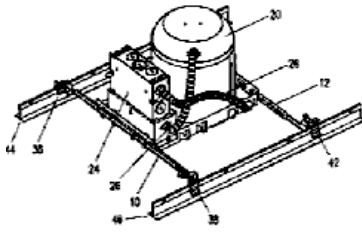
Details of the fastening means for a recessed lighting device



Hanger bar for recessed lighting fixtures

DATE: MAY 1, 2022

PROJECT DP10000




F21V21/084

Definition statement

Replace: The existing image and text with the following updated image and text.

Illustrative example of subject matter classified in this group.

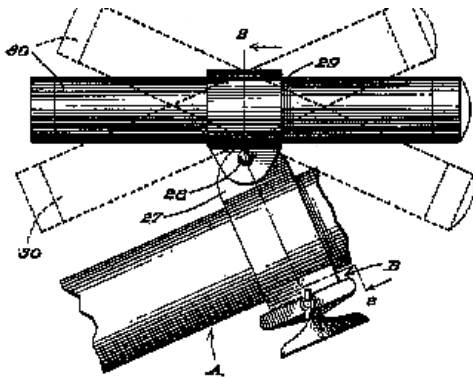
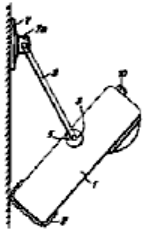


F21V 21/0925

Definition statement

Replace: The existing images and text with the following updated images and text.

Illustrative example of subject matter classified in this group.

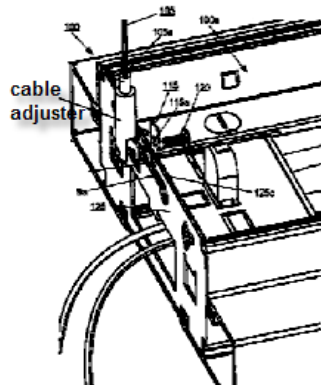


F21V 21/112

Definition statement

Replace: The existing image and text with the following updated image and text.

Adjustment clip for a suspended light fixture

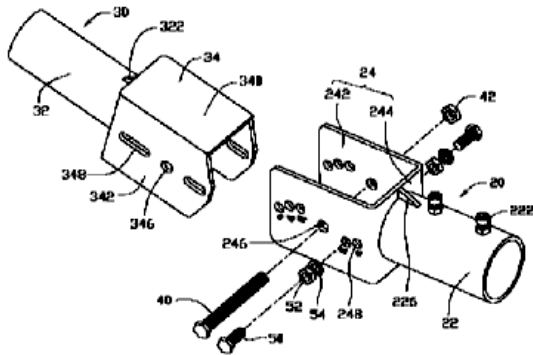


F21V 21/116

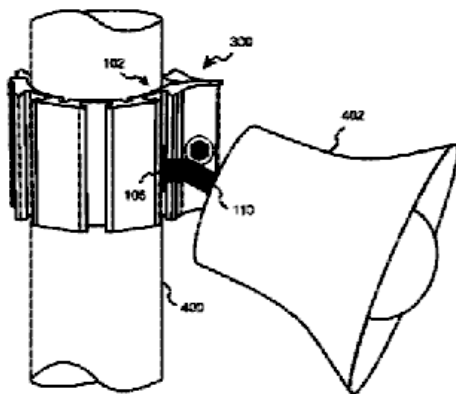
Definition statement

Replace: The existing images and text with the following updated images and text.

Connector for connecting lamp to support



T-channel fixture-mounting pole clamp

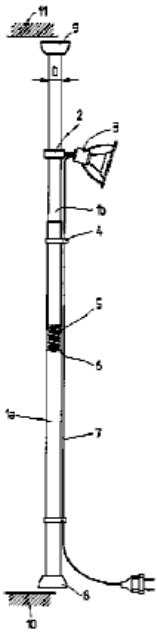


F21V 21/13

Definition statement

Replace: The existing image and text with the following updated image and text.

Illustrative example of subject matter classified in this group.

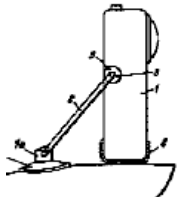
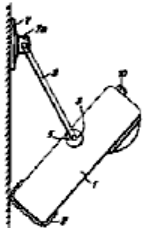
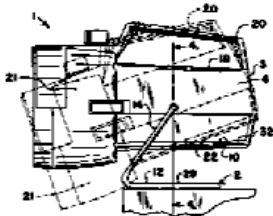


F21V 21/145

Definition statement

Replace: The existing images and text with the following updated images and text.

Portable lighting devices provided with adjustable stands or bases to be used as a movable standing lamp



DATE: MAY 1, 2022

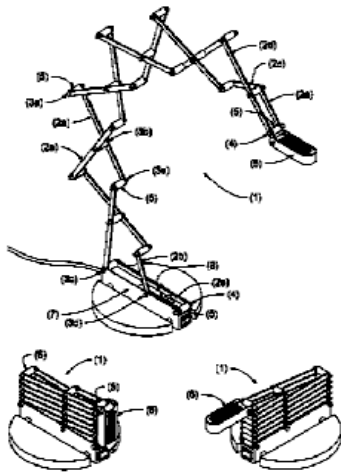
PROJECT DP10000

F21V 21/24

Definition statement

Replace: The existing image and text with the following updated image and text.

Illustrative example of subject matter classified in this group.

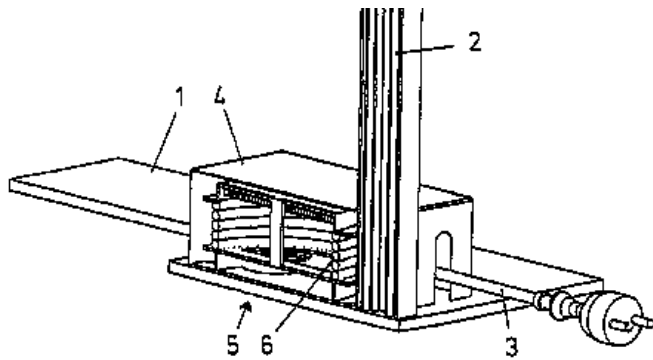


F21V 27/00

Definition statement

Replace: The existing image and text with the following updated image and text.

Power cable winding device for a lighting device

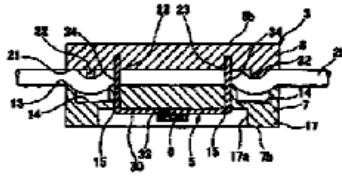


F21V 27/02

Definition statement

Replace: The existing image and text with the following updated image and text.

Illustrative example of subject matter classified in this group.

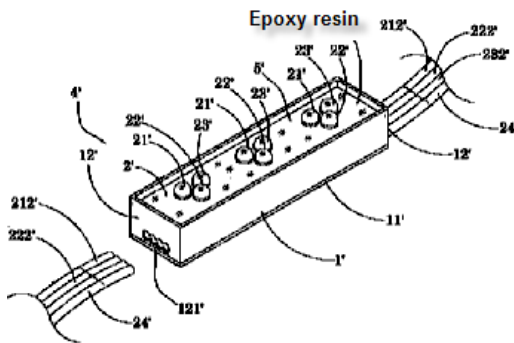


F21V31/04

Definition statement

Replace: The existing image and text with the following updated image and text.

LED illuminating device with a transparent epoxy resin filling the shell to sealedly envelope the printed circuit board

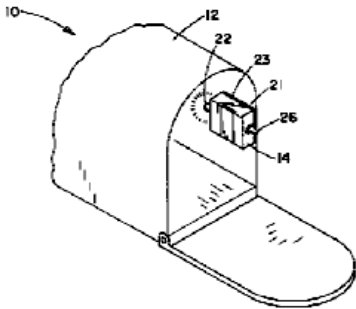


F21V 33/0024

Definition statement

Replace: The existing image and text with the following updated image and text.

Retrofittable mailbox light system ([A47G29/12](#), [A47G29/1212](#): Mail or newspaper receptacles)

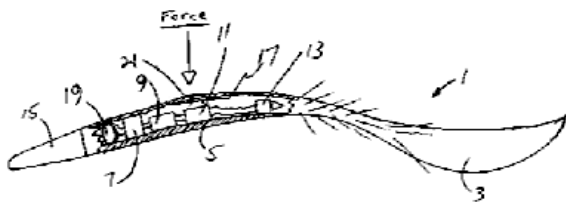


F21V33/0036

Definition statement

Replace: The existing image and text with the following updated image and text.

Illuminated table-ware, spoons, pastry servers



DATE: MAY 1, 2022

PROJECT DP10000

F21V 33/004

Definition statement

Delete: The text “e.g.EP2158972” from the Definition statement.

F21V 33/0056

References

Informative references

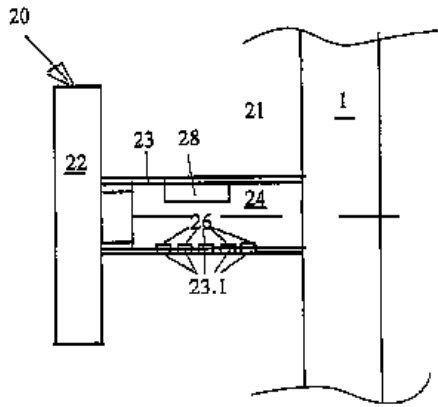
Replace: The symbol in the existing Informative references table with the following updated symbol.

Attention is drawn to the following places, which may be of interest for search:

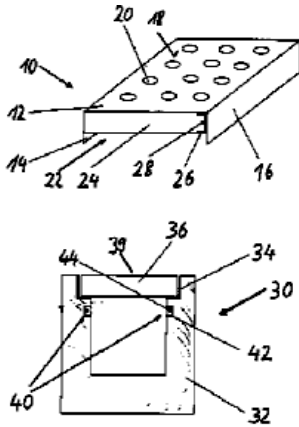
Details of transducers, loudspeakers or microphones	H04R1/00
---	--------------------------

DATE: MAY 1, 2022

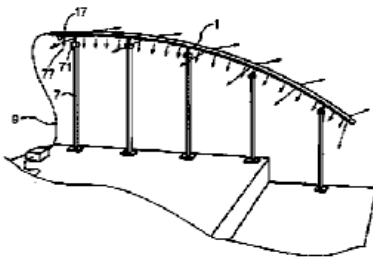
PROJECT DP10000



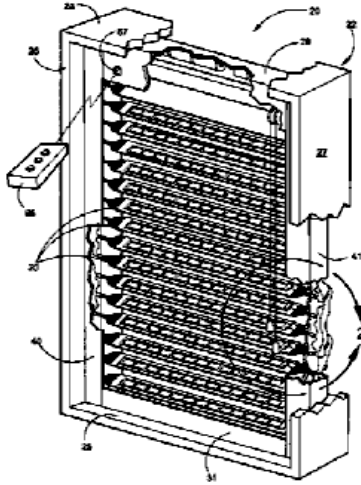
Drain gutter with illumination



Illuminated handrail (E04F11/00)



Illuminated window blind assembly ([E06B9/386](#))



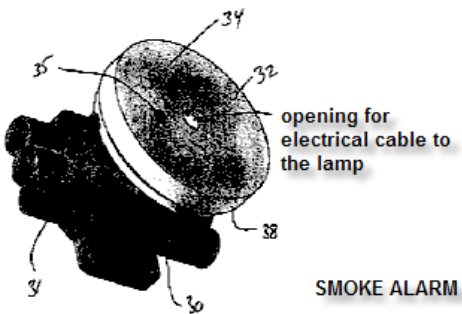
F21V 33/0076

Definition statement

Replace: The existing image and text with the following updated image and text.

Illumination associated with smoke detector ([G08B17/10](#))

Illumination associated with burglar alarm detector ([G08B13/00](#))



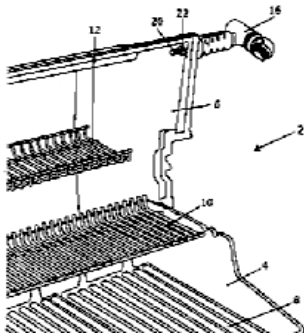
F21V 33/008

Definition statement

Replace: The existing image and text with the following updated image and text.

Illumination for barbecues

Illumination for first aid kits or toolboxes



F21V 33/0096

Definition statement

Replace: The existing image and text with the following updated image and text.

Combined light fitting and ceiling fans

